




# JST Products for LED Lighting




ACH




LEA




LEB




LEH



LEL



LEX



SFH

*JST*

**NEW DIMENSIONS**

*Solving interconnect needs with world class interconnect solutions.*

08/2013


Volume 1, Issue 2

# Table of Contents

ACH Series Product Summary .....	3
ACH Series Datasheet .....	4
LEA Series Product Summary .....	6
LEA Series Datasheet .....	7
LEB Series Summary .....	9
LEB Series Datasheet .....	10
LEH Series Summary .....	13
LEH Series Datasheet .....	14
LEL Series Product Summary .....	16
LEL Series Datasheet .....	17
LEX Series Summary .....	19
LEX Series Datasheet .....	20
SFH Series Product Summary .....	21
SFH Series Data Sheet .....	22

## Product Profile

### ACH connector



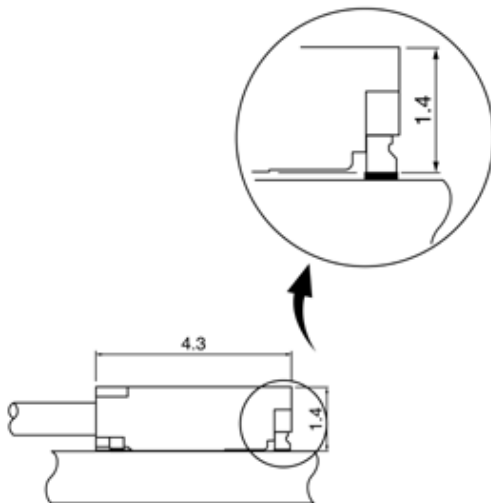
This connector is compact and low profile type, height: 1.4mm and width 4.3mm, 1.2mm pitch wire-to-board connector.

#### Product Profile

Series	ACH connector
Category	Wire to Board Crimp style Connectors
Type	Disconnectable type Crimp style, Compact type, Low-profile type
Feature	For LED lamp


#### Specification

Pitch	1.2 mm
Current rating	2A/1to3-circuit (AWG#28) 1.5A/4-circuit (AWG#28)
Voltage rating	50V
PC board mounting direction	Top entry



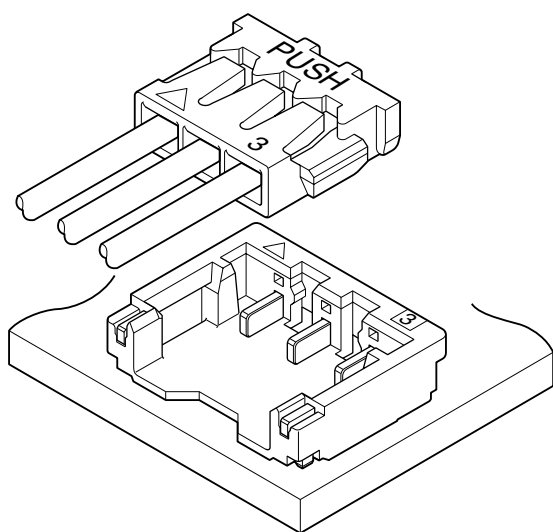
Compliant with RoHS.

(LF)(SN) as identification part number shall be displayed on a label.  
When ordering RoHS compliant products, please inquire to the nearest JST Sales Office, or order them with the described part number adding (LF)(SN) as the identification marking after it.



# ACH CONNECTOR

1.2mm pitch/Disconnectable Crimp style connectors



**This ACH connector is compact and low profile type, height: 1.4mm and width 4.3mm, 1.2mm pitch wire-to-board connector.**

- Top entry but side feed type
- Connector for DC power supply
- Corresponding to sucking nozzle of pick and place machine

## Specifications

- Current rating: 2A/1 to 3 circuits AC, DC (AWG #28)  
1.5A/4 circuits AC, DC (AWG #28)
- Voltage rating: 50V AC, DC
- Temperature range: -25°C to +85°C  
(including temperature rise in applying electrical current)
- Contact resistance: Initial value/10m Ω max.  
After environmental testing/20m Ω max.
- Insulation resistance: 100M Ω min.
- Withstanding voltage: 500V AC/minute
- Applicable wire: Conductor size/AWG #32 to #28  
Insulation O.D./0.38 to 0.63mm
- \* Compliant with RoHS.
- \* Refer to "General Instruction and Notice when using Terminals and Connectors" at the end of this catalog.
- \* Contact JST for details.

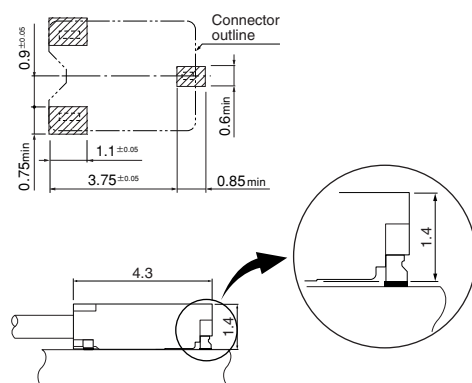
## Standards

Recognized E60389

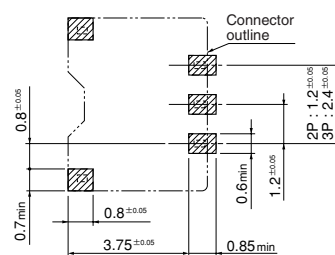
Certified LR20812

## PC board layout (viewed from component side) and Assembly layout

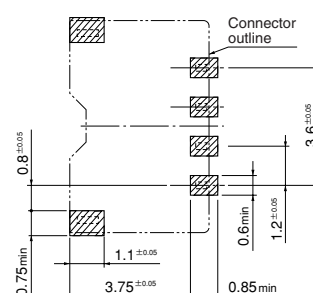
### <Single circuit>



### <2, 3 circuits>

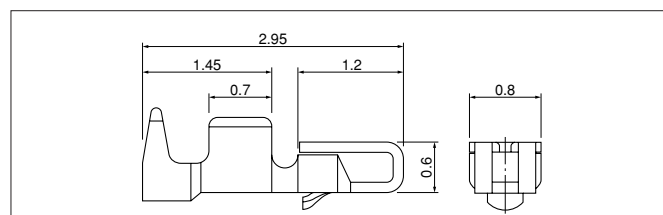


### <4 circuits>



Note: 1. Tolerances are non-cumulative:  $\pm 0.05\text{mm}$  for all centers.  
2. The dimensions above should serve as a guideline. Contact JST for details.

## Contact



Model No.	Applicable wire		Insulation O.D. (mm)	Q'ty / reel
	mm <sup>2</sup>	AWG#		
SACH-003G-P0.2	0.05 ~ 0.08	30~28	0.5 ~ 0.63	30,000
SACH-003G-P0.2B	0.032~0.05	32~30	0.38~0.5	30,000

### Material and Finish

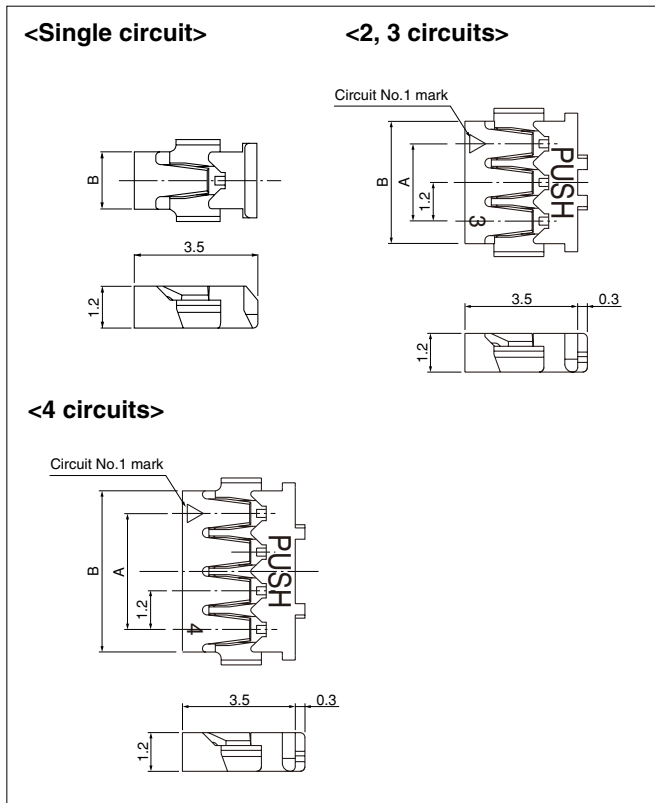
Copper alloy, nickel-undercoated, gold-plated

### RoHS compliance

Contact	Crimping machine	Applicator		
		Crimp applicator	Dies	Crimp applicator with dies
SACH-003G-P0.2	AP-K2N	MKS-L-10-3	MK/SACH-003-02	APLMK SACH003-02
SACH-003G-P0.2B		MKS-L-10-3	MK/SACH-003-02	APLMK SACH003-02

# ACH CONNECTOR

## Housing



Circuits	Model No.	Dimensions (mm)		Q'ty / bag
		A	B	
1	<b>ACHR-01V-A-S</b>	—	1.6	2,000
2	<b>ACHR-02V-S</b>	1.2	2.6	1,000
3	<b>ACHR-03V-S</b>	2.4	3.8	1,000
4	<b>ACHR-04V-A-S</b>	3.6	5.0	1,000

### Material

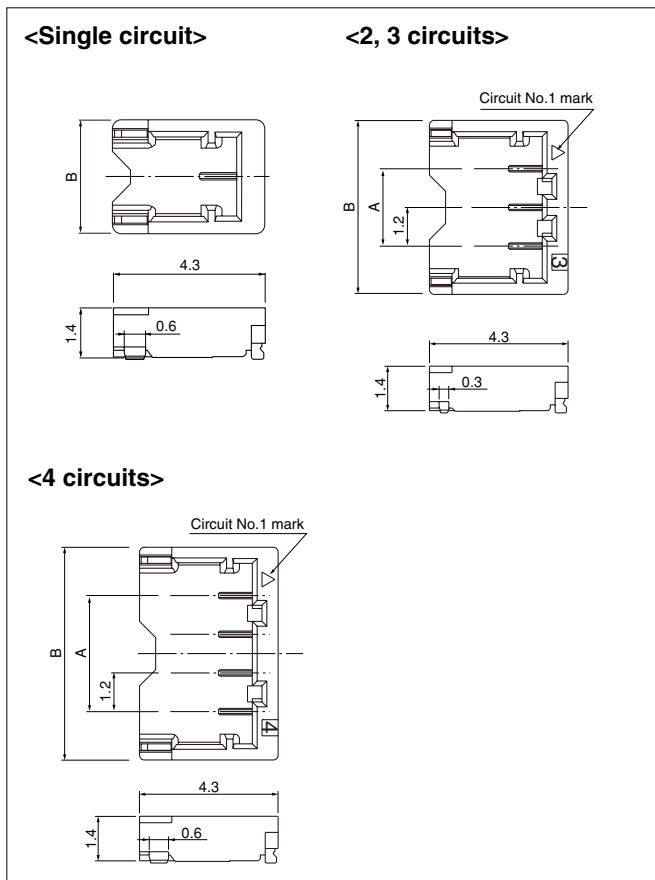
PBT, UL94V-0, natural (white)

### RoHS compliance

<For reference> As the color identification, the following alphabet shall be put in the underlined part.  
For availability, delivery and minimum order quantity, contact JST.

ex. **ACHR-02V-00**  
S...natural (white)  
K...black

## Shrouded header



Circuits	Model No.	Dimensions (mm)		Q'ty / reel
		A	B	
1	<b>BM01B-ACHSS-A-GAN-ETF</b>	—	3.2	4,500
2	<b>BM02B-ACHSS-GAN-ETF</b>	1.2	4.2	4,500
3	<b>BM03B-ACHSS-GAN-ETF</b>	2.4	5.4	4,500
4	<b>BM04B-ACHSS-A-GAN-ETF</b>	3.6	6.6	4,500

### Material and Finish

Contact: Copper alloy, nickel-undercoated, gold-plated (nickel-stripe)  
Housing: Heat resisting resin, UL94V-0, natural (ivory)  
Solder tab: Copper alloy, copper-undercoated, tin-plated (reflow treatment)

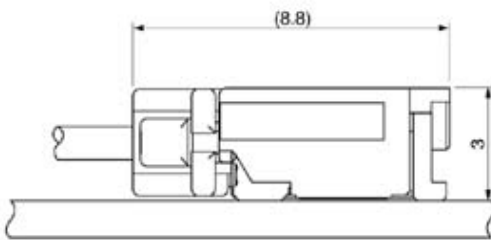

### RoHS compliance

This product displays (LF)(SN) on a label.  
<For reference> As the color identification, the following alphabet shall be put in the underlined part.  
For availability, delivery and minimum order quantity, contact JST.

ex. **BM02B-ACHSS-GAN-TF**  
S...natural (ivory)  
K...black

## Product Profile

### LEA connector



Considering that the connector does not affect the luminescence angle of LED chip, this low profile type connector (height:3.0 mm) is designed for connection to LED lamp and realized space saving. A secure locking mechanism is arranged to this connector in order to consider the handling of wire in actual use, although this is a low profile.

#### Product Profile

Series	LEA connector
Category	Wire to Board Crimp style Connectors
Type	Crimp style, Disconnectable type Crimp style, Compact type, With secure locking device
Feature	For LED lamp


#### Specification

Pitch	1.8 mm
Current rating	3A
Voltage rating	300V

Compliant with RoHS.

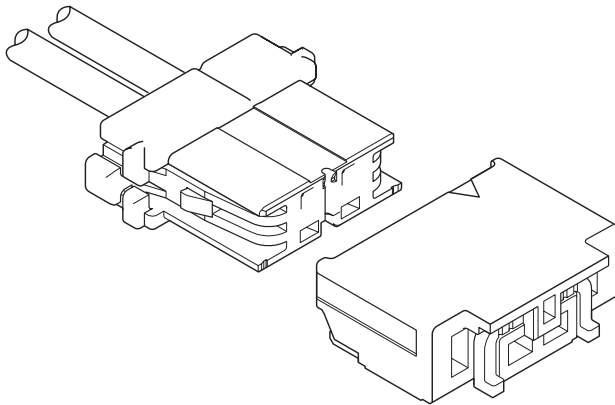
(LF)(SN) as identification part number shall be displayed on a label.

When ordering RoHS compliant products, please inquire to the nearest JST Sales Office, or order them with the described part number adding (LF)(SN) as the identification marking after it.



# LEA CONNECTOR

**1.8mm pitch/For LED Lamp/Disconnectable Crimp style connectors**



**Considering that the connector does not affect the luminescence angle of LED chip, this low profile type connector (height: 3mm) is designed for connection to LED lamp and realized space saving. A secure locking mechanism is arranged to this connector in order to consider the handling of wire in actual use, although this is a low profile.**

- **Secure locking mechanism**
- **Mechanism for preventing inverse insertion**
- **Contact lance**

## Specifications

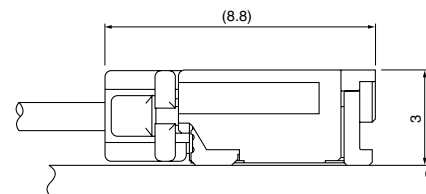
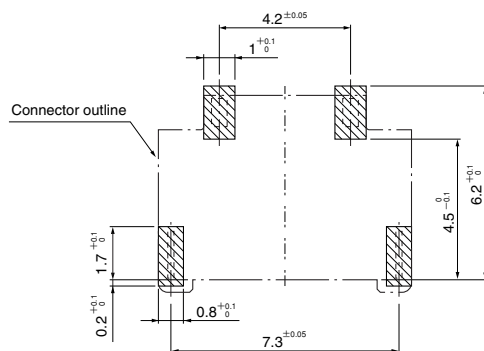
- Current rating: 3A AC, DC (AWG #22)
- Voltage rating: 300V AC, DC
- Temperature range: -55°C to +105°C  
(including temperature rise in applying electrical current)
- Contact resistance: Initial value/ 10m  $\Omega$  max.  
After environmental testing/ 20m  $\Omega$  max.
- Insulation resistance: 1,000M  $\Omega$  min.
- Withstanding voltage: 1,700V AC/minute
- Applicable wire: Conductor size/ AWG #30 to #22  
Insulation O.D./ 0.7 to 1.3mm

- \* Compliant with RoHS.
- \* Halogen-free products are also available.
- \* Refer to "General Instruction and Notice when using Terminals and Connectors" at the end of this catalog.
- \* Contact JST for details.

## Standards

 Recognized E60389

 Certified LR20812

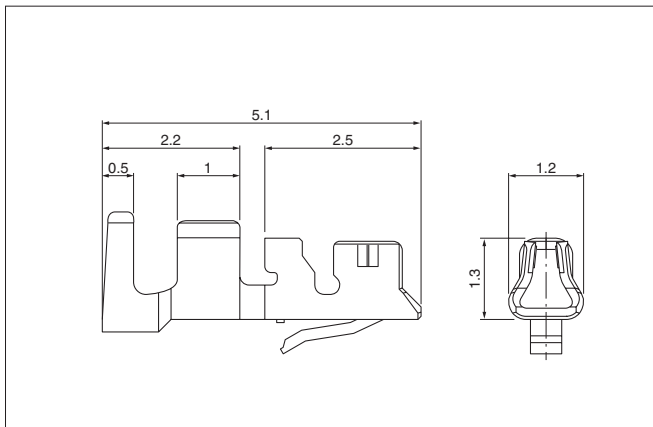


Note: 1. The above figure is the figure viewed from the connector mounting side.

2. Tolerances are non-cumulative:  $\pm 0.05$ mm for all centers. The dimensions above should serve as a guideline. Contact JST for details.



## Contact



Model No.	Applicable wire			Q'ty / reel
	mm <sup>2</sup>	AWG#	Insulation O.D. (mm)	
<b>SSFH-001T-P0.5</b>	0.13~0.33	26~22	0.95~1.3	15,000
<b>SSFH-002T-P0.5</b>	0.05~0.13	30~26	0.7 ~1.25	15,000

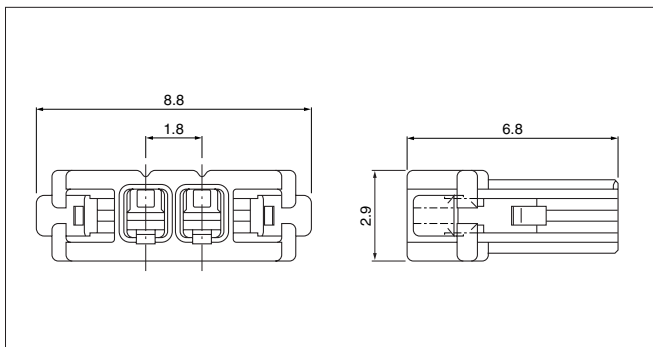
### Material and Finish

Copper alloy, tin-plated (reflow treatment)

### RoHS compliance

Contact	Crimping machine	Applicator		
		Crimp applicator	Dies	Crimp applicator with dies
<b>SSFH-001T-P0.5</b>	AP-K2N	MKS-L	MK/SSFH-001-05	APLMK SSFH001-05
		—	—	—
<b>SSFH-002T-P0.5</b>	AP-K2N	MKS-L	MK/SSFH-002-05	APLMK SSFH002-05
		—	—	—

## Housing



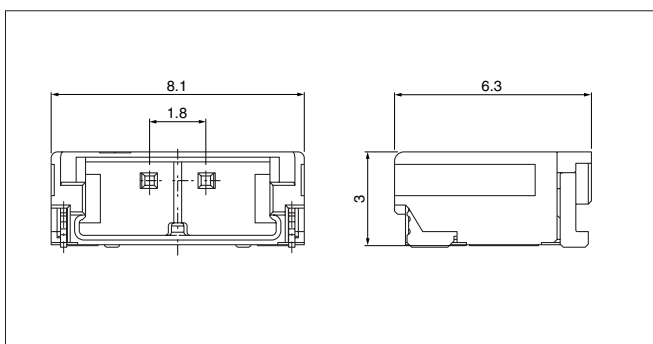
Circuits	Model No.	Q'ty / bag
2	<b>LEAR-02V-S</b>	2,000

### Material

PBT, UL94V-0, natural

### RoHS compliance

## Shrouded header



Circuits	Model No.	Q'ty / reel
2	<b>SM02B-LEASS-TF</b>	2,000

### Material and Finish

Post: Copper alloy, copper-undercoated, tin-plated (reflow treatment)  
Housing: PA 9T, UL94V-0, white  
Solder tab: Copper alloy, copper-undercoated, tin-plated (reflow treatment)


### RoHS compliance

This product displays (LF)(SN) on a label.  
Note: The products listed above are supplied on embossed-tape.



## Product Profile

### LEB connector



Considering about luminescence property of LED device, this LEB connector is designed as low profile type connector (height: 2.7mm) for LED lighting, and achieves the space saving. The horizontal connection between PCBs enables and the mechanism of absorbing the PCB misalignment has been installed considering the parallel use for the connector. Fork type contact that has a high contact pressure (receptacle side) and enough mating stroke provide the stable contact performance even if the PCB expands and contracts due to heat.

#### Product Profile


Series	LEB connector
Category	Board to Board Connectors
Type	Crimp style, Disconnectable type Absorbing PC board misalignment type, PC board horizontal mounting type
Feature	For LED lamp

#### Specification

Pitch	4.0 mm
Current rating	3A
Voltage rating	300V

Compliant with RoHS.

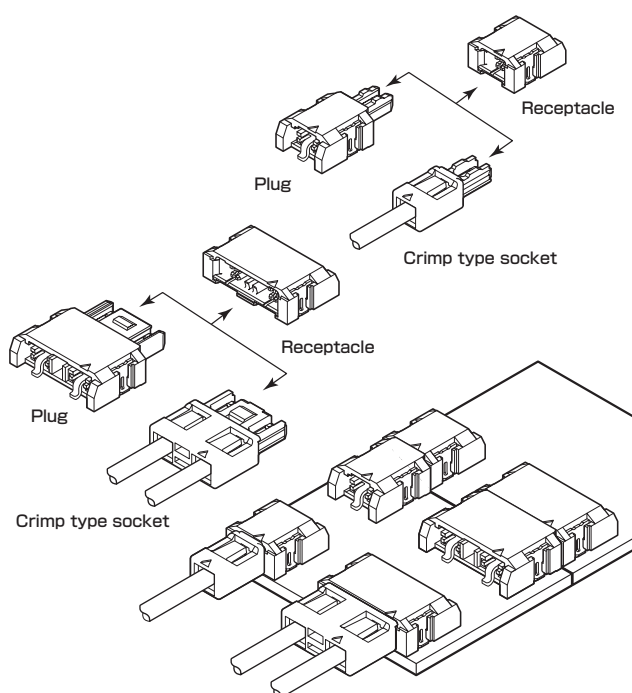
(LF)(SN) as identification part number shall be displayed on a label. When ordering RoHS compliant products, please inquire to the nearest JST Sales Office, or order them with the described part number adding (LF)(SN) as the identification marking after it.



# LEB CONNECTOR



4.0mm pitch/For LED Lamp/Board-to-board, Disconnectable Crimp style connectors



**Considering about luminescence property of LED device, this LEB connector is designed as low profile type connector (height: 2.7mm) for LED lighting, and achieves the space saving. The horizontal connection between PCBs enables and the mechanism of absorbing the PCB misalignment has been installed considering the parallel use for the connector. Fork type contact that has a high contact pressure (receptacle side) and enough mating stroke provide the stable contact performance even if the PCB expands and contracts due to heat.**

- Absorption misalignment mechanism (only connector pitch direction)
- The PCB layout is in common with plug and receptacle connectors.
- Mechanism for preventing wrong insertion
- Crimp type socket that is mated with receptacle connector is available.

## Specifications

<For board-to-board>

- Current rating: 3A AC, DC
- Voltage rating: 300V AC, DC
- Temperature range: -55°C to +105°C  
(including temperature rise in applying electrical current)
- Contact resistance: Initial value/ 20m  $\Omega$  max.  
After environmental testing/ 40m  $\Omega$  max.
- Insulation resistance: 1,000M  $\Omega$  min.
- Withstanding voltage: 1,700V AC/minute

<For disconnectable crimp style>

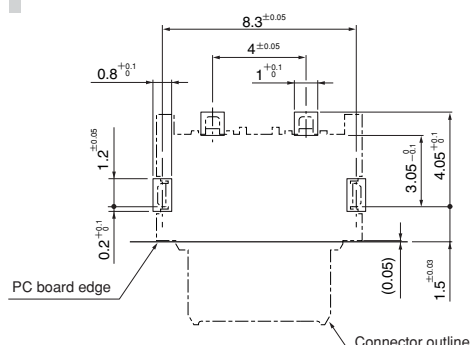
- Current rating: 3A AC, DC (AWG #22)
- Voltage rating: 300V AC, DC
- Temperature range: -55°C to +105°C  
(including temperature rise in applying electrical current)
- Contact resistance: Initial value/ 20m  $\Omega$  max.  
After environmental testing/ 40m  $\Omega$  max.
- Insulation resistance: 1,000M  $\Omega$  min.
- Withstanding voltage: 1,700V AC/minute
- Applicable wire: Conductor size/ AWG #26 to #22  
Insulation O.D./ 0.95 to 1.3mm

\* Compliant with RoHS.

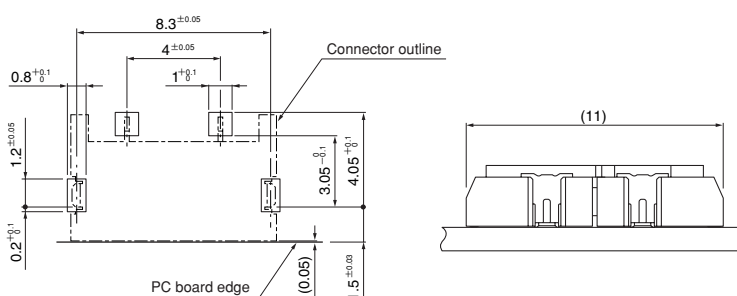
\* Refer to "General Instruction and Notice when using Terminals and Connectors" at the end of this catalog.

\* Contact JST for details.

Plug



Receptacle



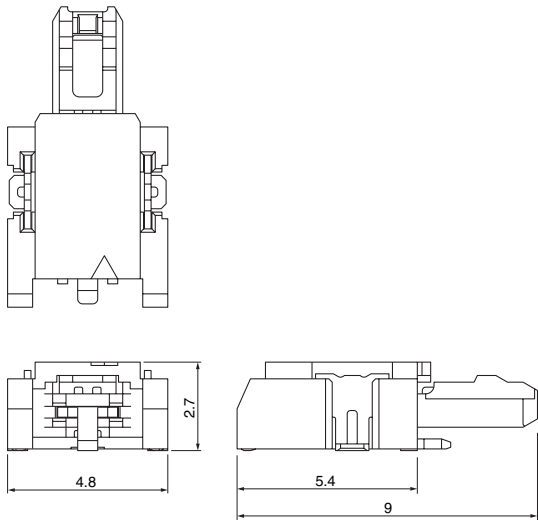
Note: 1. The above figure is the figure viewed from the connector mounting side.

2. Tolerances are non-cumulative:  $\pm 0.05$ mm for all centers. The dimensions above should serve as a guideline. Contact JST for details.

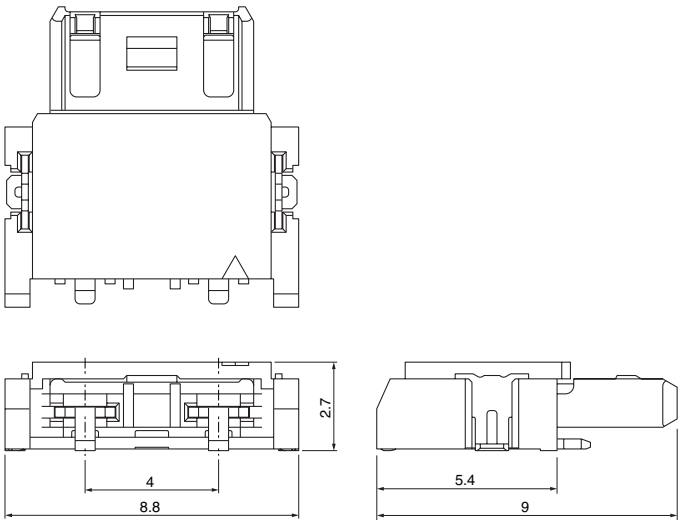
# LEB CONNECTOR

## Plug

### <Single circuit>



### <2 circuits>



Circuits	Model No.	Q'ty / reel
1	<b>01P-LEBSS-TF</b>	2,000
2	<b>02P-LEBSS-TF</b>	2,000

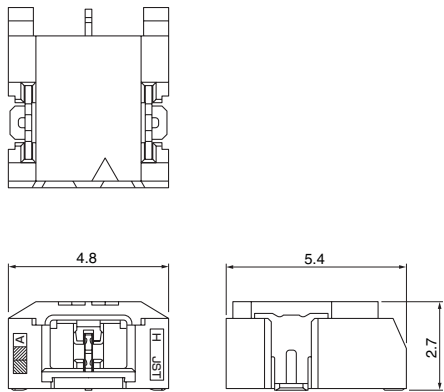
#### Material and Finish

Contact: Copper alloy, copper-undercoated, tin-plated (reflow treatment)  
Housing: PA 9T, UL94V-0, white  
Solder tab: Copper alloy, tin-plated (reflow treatment)

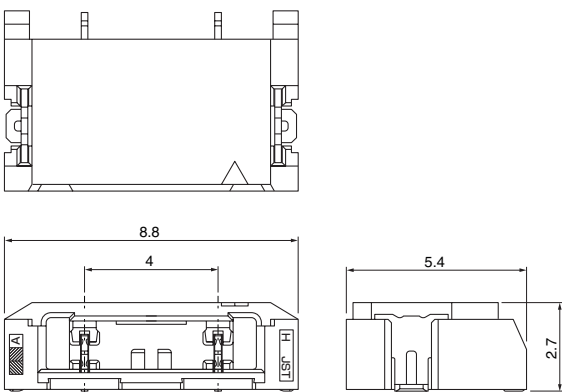
**RoHS compliance** This product displays (LF)(SN) on a label.  
Note: The products listed above are supplied on embossed-tape.

## Receptacle

### <Single circuit>



### <2 circuits>



Circuits	Model No.	Q'ty / reel
1	<b>01R-LEBSS-TB</b>	2,000
2	<b>02R-LEBSS-TB</b>	2,000

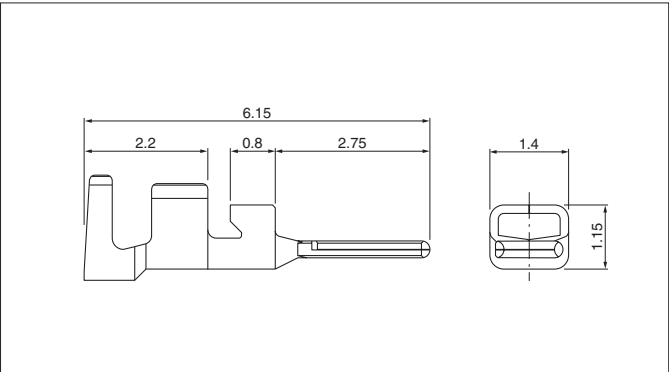
#### Material and Finish

Contact: Copper alloy, copper-undercoated, tin-plated (reflow treatment)  
Housing: PA 9T, UL94V-0, white  
Solder tab: Copper alloy, tin-plated (reflow treatment)

**RoHS compliance** This product displays (LF)(SN) on a label.  
Note: The products listed above are supplied on embossed-tape.

# LEB CONNECTOR

## Contact



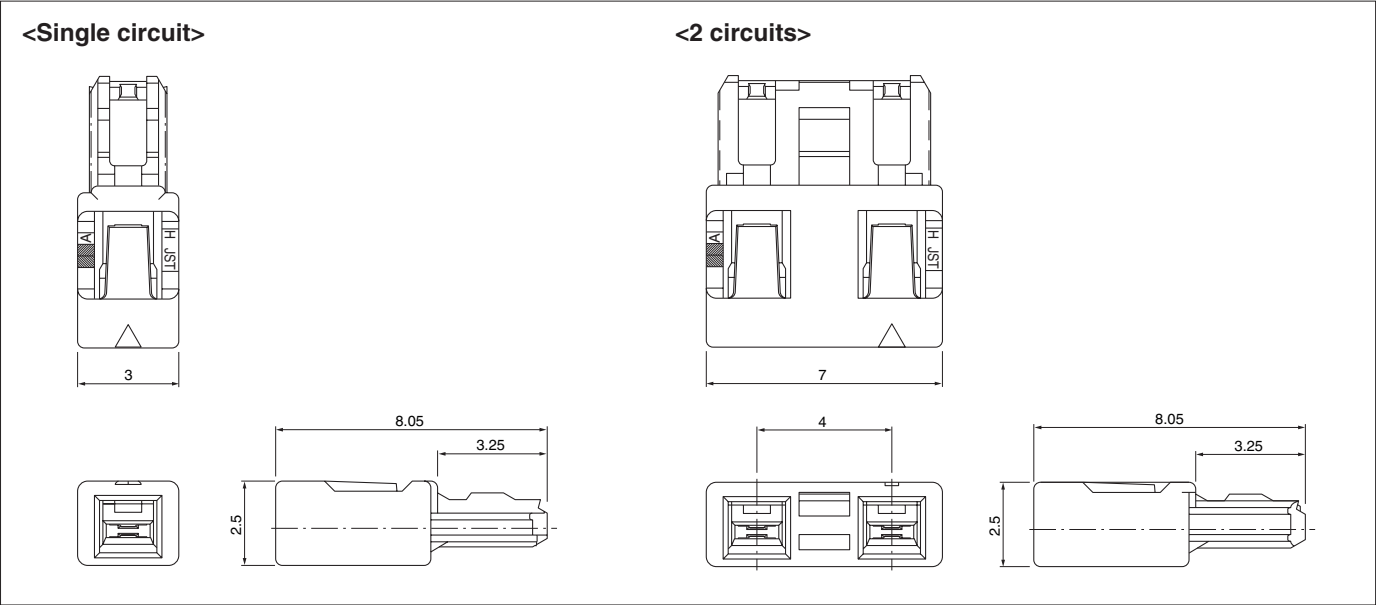
Model No.	Applicable wire			Q'ty / reel
	mm²	AWG#	Insulation O.D. (mm)	
SLEB-001T-P0.2	0.13~0.33	26~22	0.95~1.3	15,000

Material and Finish
Copper alloy, tin-plated (reflow treatment)

RoHS compliance

Contact	Crimping machine	Applicator		
		Crimp applicator	Dies	Crimp applicator with dies
SLEB-001T-P0.2	AP-K2N	MKS-L	MK/SLEB-001-02	APLMK SLEB001-02
		—	—	—

## Housing



Circuits	Model No.	Q'ty / bag
1	LEBRP-01V-S	2,000
2	LEBRP-02V-S	2,000

Material
PBT, UL94V-0, natural

RoHS compliance

## Product Profile

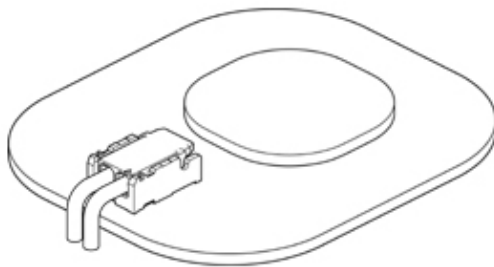
### LEH Connector



Considering about the luminescence property of LED package and the mating operability, this LEH connector is designed as low profile type connector for LED lighting, and achieves the space saving.. In consideration of connector mating operation to the LED mounting PCB that is integrated in the equipment, side-feed mechanism that provides to enable mating the connector from right above is adopted, and secure lock and mechanism for preventing wrong insertion are provided.

#### Product Profile

Series	LEH connector
Category	Wire to Board Crimp style Connectors
Feature	For LED lamp



#### Specification

Pitch	1.8 mm
Current rating	3A (AWG#22)
Voltage rating	300V

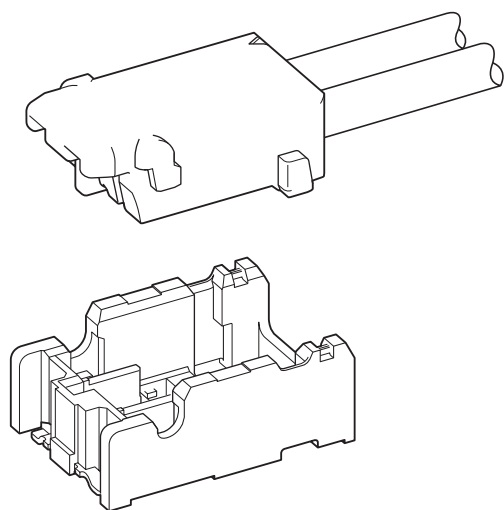
#### RoHS Compliant

(LF)(SN) as identification part number shall be displayed on a label. When ordering RoHS compliant products, please inquire to the nearest JST Sales Office, or order them with the described part number adding (LF)(SN) as the identification marking after it.



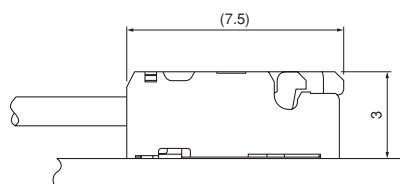
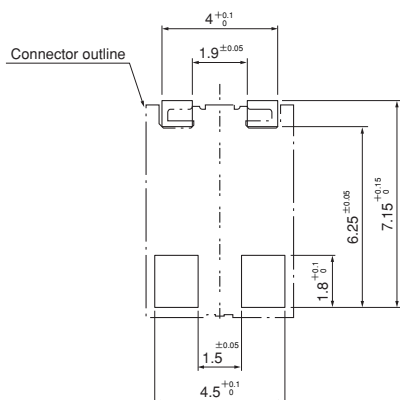
# LEH CONNECTOR

1.8mm pitch/For LED Lamp/Disconnectable Crimp style connectors



**Considering about the luminescence property of LED package and the mating operability, this LEH connector is designed as low profile type connector for LED lighting, and achieves the space saving. In consideration of connector mating operation to the LED mounting PCB that is integrated in the equipment, side-feed mechanism that provides to enable mating the connector from right above is adopted, and secure lock and mechanism for preventing wrong insertion are provided.**

- Low profile and space saving design  
Mounting height at connector mounting side : 3mm
- Secure locking mechanism
- Mechanism for preventing wrong insertion
- Halogen-free and RoHS compliant



## Specifications

- Current rating: 3A AC, DC (AWG #22)
- Voltage rating: 300V AC, DC
- Temperature range: -55°C to +105°C  
(including temperature rise in applying electrical current)
- Contact resistance: Initial value/ 10m  $\Omega$  max.  
After environmental testing/ 20m  $\Omega$  max.
- Insulation resistance: 1,000M  $\Omega$  min.
- Withstanding voltage: 800V AC/minute
- Applicable wire: Conductor size/ AWG #26 to #22  
Insulation O.D./ 0.95 to 1.3mm

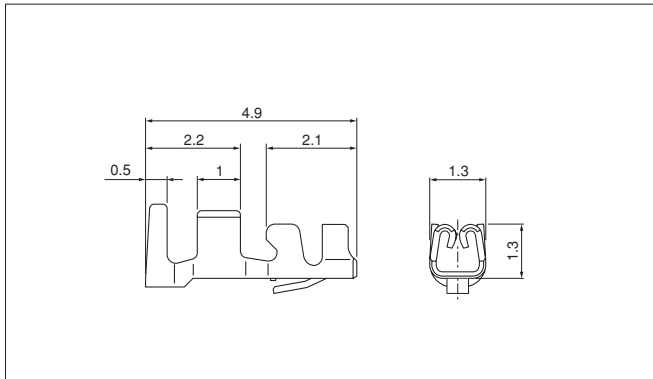
- \* Compliant with RoHS.
- \* Refer to "General Instruction and Notice when using Terminals and Connectors" at the end of this catalog.
- \* Contact JST for details.

## Table of product combinations

Key pattern		A	B
Housing	Color	White	Blue
	Model No.	LEHR-02V-S-A(HF)	LEHR-02V-E-B(HF)
	Color	Natural	Blue
	Model No.	BM02B-LEHSS-A-TB(HF)	BM02B-LEHES-B-TB(HF)

Note: 1. The figure on the left side is the figure viewed from the connector mounting side.  
2. Tolerances are non-cumulative:  $\pm 0.05$ mm for all centers.  
The dimensions above should serve as a guideline. Contact JST for details.

## Contact



Model No.	Applicable wire			Q'ty / reel
	mm <sup>2</sup>	AWG#	Insulation O.D. (mm)	
<b>SLEH-001T-P0.15</b>	0.13~0.33	26~22	0.95~1.3	12,000

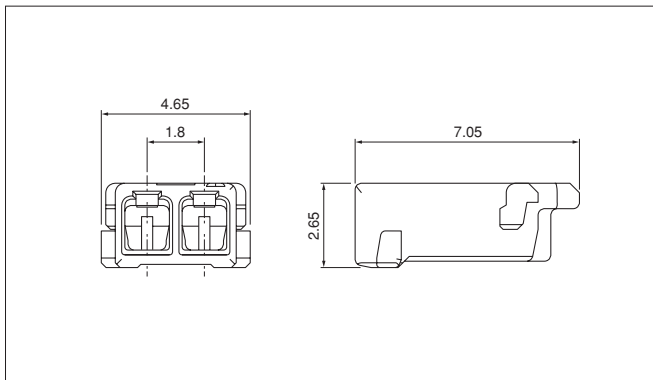
### Material and Finish

Copper alloy, tin-plated (reflow treatment)

### RoHS compliance

Contact	Crimping machine	Applicator		
		Crimp applicator	Dies	Crimp applicator with dies
<b>SLEH-001T-P0.15</b>	AP-K2N	MKS-L	MK/SLEH-001-015	APLMK SLEH001-015

## Housing



Circuits	Key pattern	Color	Model No.	Q'ty / bag
2	A	White	<b>LEHR-02V-S-A(HF)</b>	1,000
	B	Blue	<b>LEHR-02V-E-B(HF)</b>	1,000

### Material

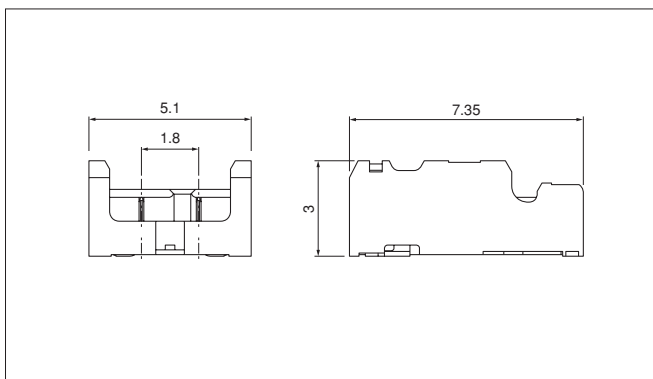
Glass-filled PA 66, UL94V-0

### RoHS compliance

<For reference> As the color identification, the following alphabet shall be put in the underlined part. For availability, delivery and minimum order quantity, contact JST.

ex. **LEHR-02V-S-A(HF)**  
S...white E...blue

## Shrouded header



Circuits	Key pattern	Color	Model No.	Q'ty / reel
2	A	Natural	<b>BM02B-LEHSS-A-TB(HF)</b>	3,400
	B	Blue	<b>BM02B-LEHES-B-TB(HF)</b>	3,400

### Material and Finish

Contact: Copper alloy, copper-undercoated, tin-plated (reflow treatment)  
Housing: PA 9T, UL94V-0

### RoHS compliance

Note: The products listed above are supplied on embossed-tape.

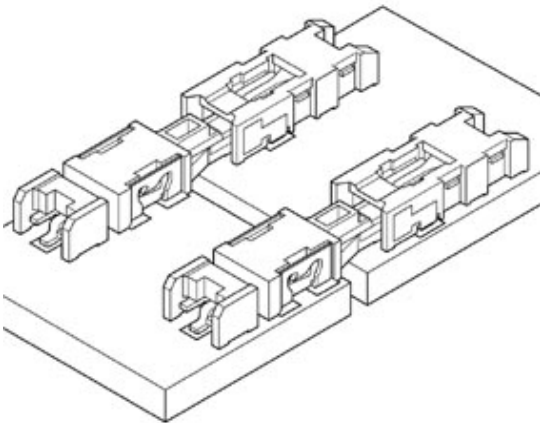

<For reference> As the color identification, the following alphabet shall be put in the underlined part. For availability, delivery and minimum order quantity, contact JST.

ex. **BM02B-LEHSS-A-TB(HF)**  
S...natural E...blue



## Product Profile

### LEL connector



Considering about luminescence property of LED package, this LEL connector is designed as low profile type connector for LED lighting, and achieves the space saving. The horizontal connection between PCBs enables and the mechanism of absorbing the PCB misalignment has been installed considering the parallel use for the connector. Bellows type contact that has a high contact pressure and a high durability performance (receptacle side) and enough mating stroke provides the stable contact performance even if the PCB expands and contracts due to heat.

#### Product Profile

Series	LEL connector
Category	Board to Board Connectors
Type	Absorbing PC board misalignment type, PC board horizontal mounting type
Feature	For LED lamp


#### Specification

Current rating	1.6A
Voltage rating	100V

Compliant with RoHS.

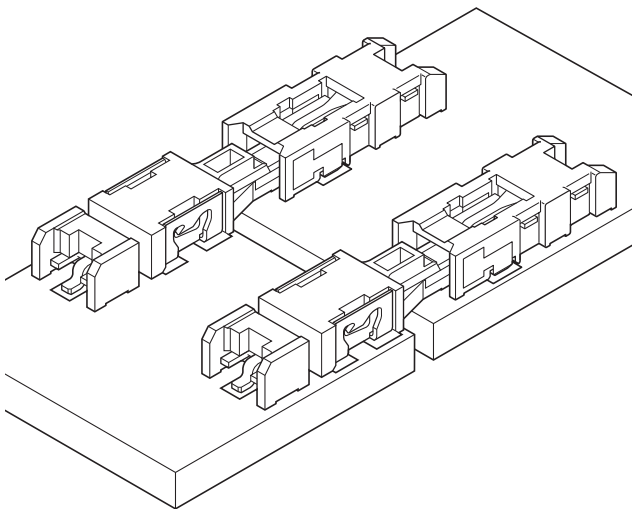
(LF)(SN) as identification part number shall be displayed on a label.

When ordering RoHS compliant products, please inquire to the nearest JST Sales Office, or order them with the described part number adding (LF)(SN) as the identification marking after it.



# LEL CONNECTOR

**For LED Lamp/Board-to-board connectors**



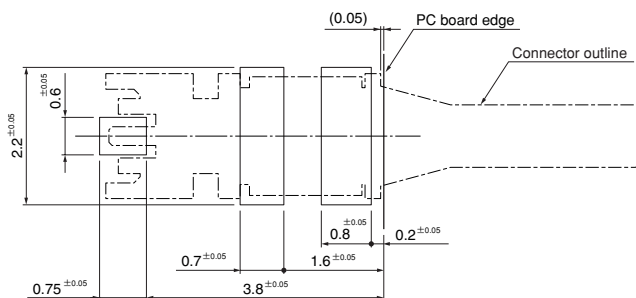
**Considering about luminescence property of LED package, this LEL connector is designed as low profile type connector for LED lighting, and achieves the space saving. The horizontal connection between PCBs enables and the mechanism of absorbing the PCB misalignment has been installed considering the parallel use for the connector. Bellows type contact has a high contact pressure and a high durability performance (receptacle side) and enough mating stroke provides the stable contact performance even if the PCB expands and contracts due to heat.**

- **Absorption misalignment mechanism (X, Y, Z and  $\theta$  directions)**
- **Low profile and space saving design**
- **Halogen-free and RoHS compliant**
- **The gold plating is conducted due to the long-life of LED lighting equipment.**

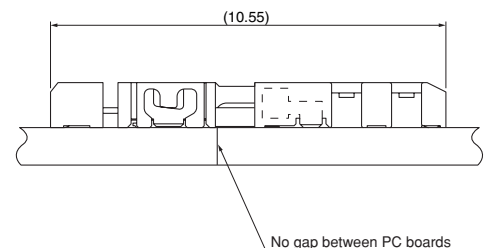
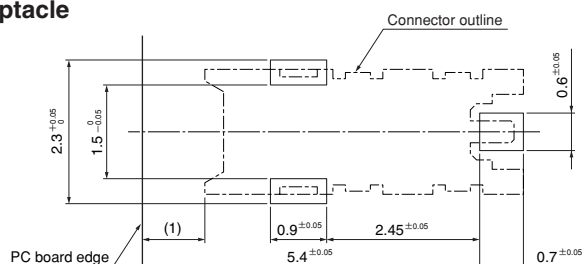
## Specifications

- Current rating: 1.6A AC, DC
- Voltage rating: 100V AC, DC
- Temperature range: -55°C to +105°C  
(including temperature rise in applying electrical current)
- Contact resistance: Initial value/40m  $\Omega$  max.  
After environmental testing/60m  $\Omega$  max.
- \* Compliant with RoHS.
- \* Refer to "General Instruction and Notice when using Terminals and Connectors" at the end of this catalog.
- \* Contact JST for details.

### Plug

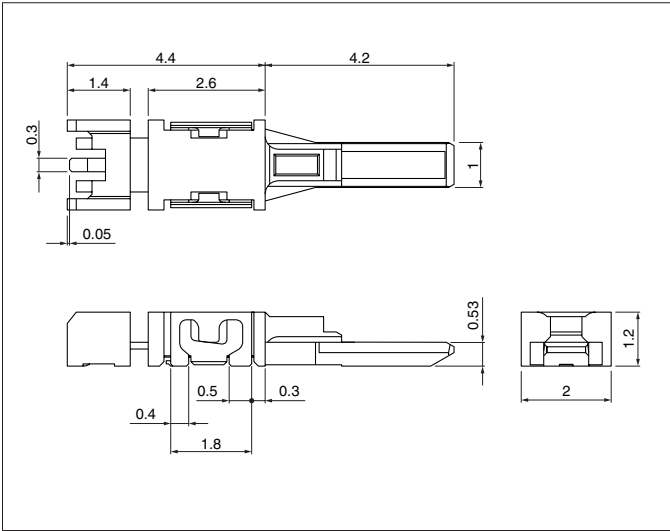


### Receptacle



Note: 1. The above figure is the figure viewed from the connector mounting side.  
2. Tolerances are non-cumulative:  $\pm 0.05$ mm for all centers. The dimensions above should serve as a guideline. Contact JST for details.

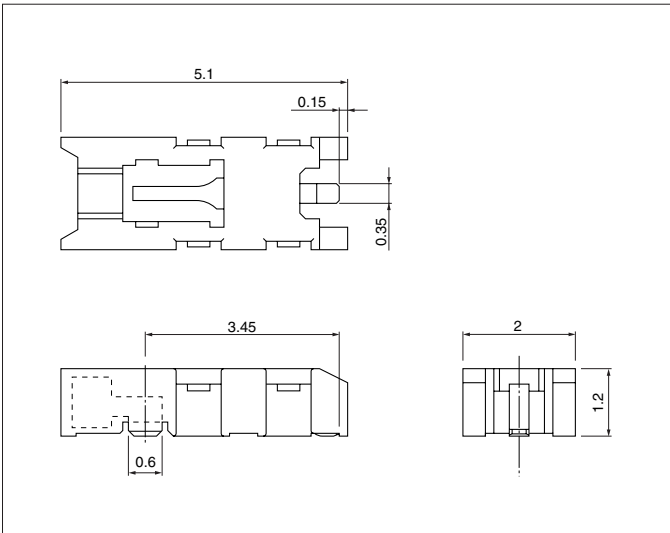
Plug



Circuits	Model No.	Q'ty / reel
1	01P-LELSS-GA-TF(HF)	15,000
Material and Finish		
Contact: Copper alloy, nickel-undercoated, selective gold-plated		
Housing: LCP, UL94V-0, natural		
Solder tab: Copper alloy, copper-undercoated, tin-plated (reflow treatment)		

**RoHS compliance**  
Note: The products listed above are supplied on embossed-tape.

Receptacle




Circuits	Model No.	Q'ty / reel
1	01R-LELSS-GA-TF(HF)	15,000
Material and Finish		
Contact: Copper alloy, nickel-undercoated, selective gold-plated		
Housing: LCP, UL94V-0, natural		
Solder tab: Copper alloy, nickel-undercoated, selective gold-plated		

**RoHS compliance**  
Note: The products listed above are supplied on embossed-tape.

## Product Profile

### LEX connector



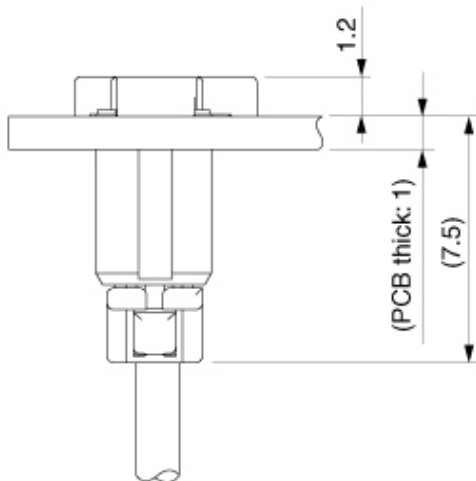
Considering about luminescence property of LED package, this LEX connector is designed as low profile bottom type connector for LED lighting equipment, and achieves the space saving at the connector mounting side. In consideration of connector mating operation, secure lock and mechanism for preventing wrong insertion are provided. With the assumption that the load may be applied to the soldering part when mating the connector, the strength of soldering part after mounting the connector on PCB has been largely improved.

#### Product Profile

Series	LEX connector
Category	Wire to Board Crimp style Connectors
Feature	For LED lamp

#### Specification

Pitch	2.5 mm
Current rating	3A (AWG#22)
Voltage rating	300V



#### RoHS Compliant

(LF)(SN) as identification part number shall be displayed on a label. When ordering RoHS compliant products, please inquire to the nearest JST Sales Office, or order them with the described part number adding (LF)(SN) as the identification marking after it.

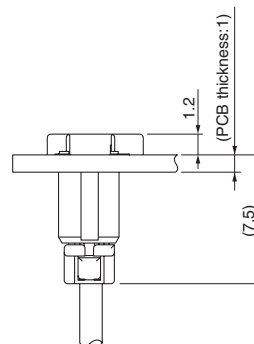
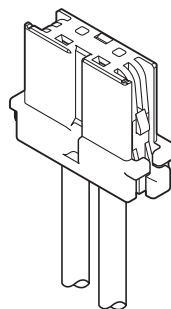
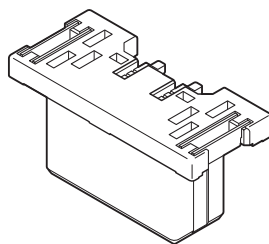

# NEW PRODUCT

For LED Lamp

## LEX CONNECTOR

2.5mm Pitch

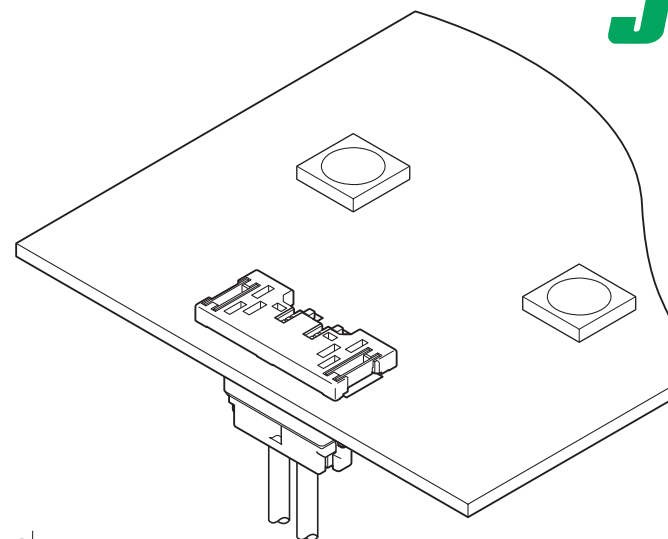
Considering about luminescence property of LED package, this LEX connector is designed as low profile bottom type connector for LED lighting equipment, and achieves the space saving at the connector mounting side. In consideration of connector mating operation, secure lock and mechanism for preventing wrong insertion are provided. With the assumption that the load may be applied to the soldering part when mating the connector, the strength of soldering part after mounting the connector on PCB has been largely improved.



### ■ Features

- **Low profile and space saving design Mounting height at connector mounting side: 1.2mm**
- **Secure lock mechanism**
- **Mechanism for preventing wrong insertion**
- **Halogen-free and RoHS compliant**

# JST



### ■ Specifications

- Current rating: 3A AC, DC (AWG#22)
- Voltage rating: 300V AC, DC
- Temperature: -55°C to +105°C (including temperature range rise in applying electrical current)
- Contact: Initial value/10mΩ max.  
resistance After environmental testing/20mΩ max.
- No. of Circuits: 2-circuit (scheduled to start mass-production from May, 2013)
- Part number: Header/EM02B-LEXSS-TF(HF)  
: Socket Housing/LEXR-02V-S(HF)  
Number of circuit in two-digit figure is indicated in parentheses.  
: Contact (Common use of existed contact for SFH connector)  
SSFH-001T-P0.5  
SSFH-002T-P0.5
- Applicable: Conductor size / AWG #30 to AWG #22  
Insulation O.D. / 0.7 to 1.3mm dia

# JST

## JST 20

## Product Profile

### SFH connector



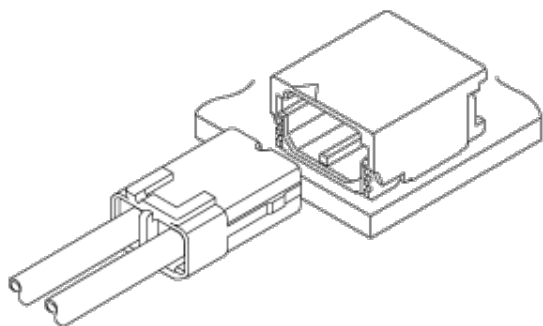
This low profile type connector with height of 3.0mm is designed for connection to stroboscope flash and realized space saving.

#### Product Profile

Series	SFH connector
Category	Wire to Board Crimp style Connectors
Type	Disconnectable type Crimp style, Compact type, Low-profile type
Feature	High withstanding voltage

#### Specification

Pitch	1.8 mm
Current rating	4A (AWG#22)
Voltage rating	350V
PC board mounting direction	Side entry



Compliant with RoHS.

(LF)(SN) as identification part number shall be displayed on a label.

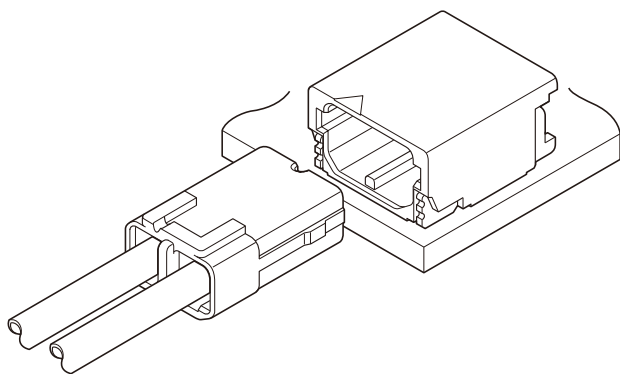
When ordering RoHS compliant products, please inquire to the nearest JST Sales Office, or order them with the described part number adding (LF)(SN) as the identification marking after it.





# SFH CONNECTOR

**1.8mm pitch/Disconnectable Crimp style connectors**



**This low profile type connector with height of 3.0mm is designed for connection to stroboscope flash and realized space saving.**

- **Contact lance**
- **Countermeasure for inverse insertion and locking feature**

## Specifications

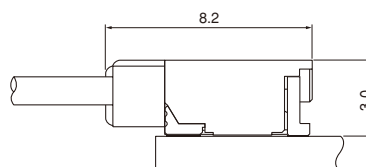
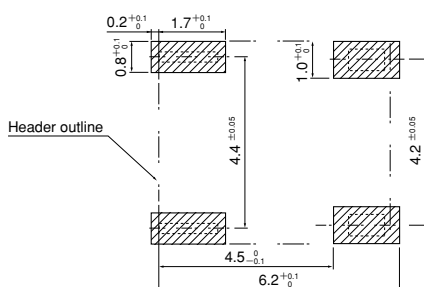
- Current rating: 4A AC, DC (AWG #22)
- Voltage rating: 350V AC, DC
- Temperature range: -25°C to +85°C  
(including temperature rise in applying electrical current)
- Contact resistance: Initial value/10m Ω max.  
After environmental testing/20m Ω max.
- Insulation resistance: 1,000M Ω min.
- Withstanding voltage: 1,700V AC/minute
- Applicable wire: Conductor size/AWG #30 to #22  
Insulation O.D./0.7 to 1.3mm
- \* Compliant with RoHS.
- \* Refer to "General Instruction and Notice when using Terminals and Connectors" at the end of this catalog.
- \* Contact JST for details.

## Standards

Recognized E60389

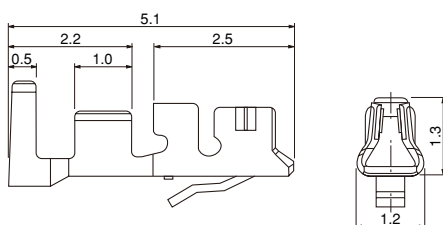
Certified LR20812

## PC board layout (viewed from component side) and Assembly layout



Note: 1. Tolerances are non-cumulative:  $\pm 0.05\text{mm}$  for all centers.  
2. The dimensions above should serve as a guideline. Contact JST for details.

## Contact



Model No.	Applicable wire			Q'ty / reel
	mm <sup>2</sup>	AWG#	Insulation O.D. (mm)	
<b>SSFH-001T-P0.5</b>	0.13~0.33	26~22	0.95~1.3	15,000
<b>SSFH-002T-P0.5</b>	0.05~0.13	30~26	0.7 ~1.25	15,000

### Material and Finish

Copper alloy, tin-plated (reflow treatment)

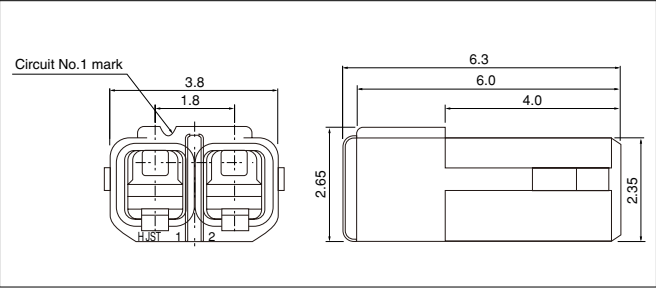
### RoHS compliance

Contact	Crimping machine	Applicator		
		Crimp applicator	Dies	Crimp applicator with dies
<b>SSFH-001T-P0.5</b>	AP-K2N	MKS-L	MK/SSFH-001-05	APLMK SSFH001-05
		—	—	—
<b>SSFH-002T-P0.5</b>	AP-K2N	MKS-L	MK/SSFH-002-05	APLMK SSFH002-05
		—	—	—



# SFH CONNECTOR

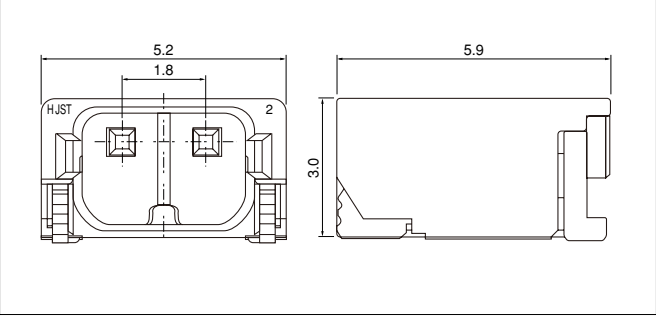
## Housing



Circuits	Model No.	Q'ty / bag
2	<b>SFHR-02V-R</b>	1,000
Material		
Thermoplastic resin, UL94V-0		

**RoHS compliance**  
<For reference> As the color identification, the following alphabet shall be put in the underlined part.  
For availability, delivery and minimum order quantity, contact JST.  
ex. **SFHR-02V-R**  
R...red  
L...lemon yellow

## Shrouded header



Circuits	Model No.	Q'ty / reel
2	<b>SM02B-SFHRS-TF</b>	2,000
Material and Finish		
Press pin: Copper alloy, copper-undercoated, tin-plated (reflow treatment) Wafer: Heat resisting resin, UL94V-0 Solder tab: Copper alloy, copper-undercoated, tin-plated (reflow treatment)		

**RoHS compliance** This product displays (LF)(SN) on a label.  
<For reference> As the color identification, the following alphabet shall be put in the underlined part.  
For availability, delivery and minimum order quantity, contact JST.  
ex. **SM02B-SFHRS-TF**  
R...red  
L...lemon yellow

### Notes:

[illegible]