WORLDWIDE DISTRIBUTORS

arrow.com

digikey.com

futureelectronics.com

mouser.com

CONTACT MCC SALES & SUPPORT

HEADQUARTERS

130 W Cochran St, Unit B
Simi Valley,CA 93065

Tel: 818-701-4933
Email: sales@mccsemi.com

GLOBAL SUPPORT

Room 3108, No.158 Suzhou West Avenue,
Phoenix Cultural Plaza,
SIP, Suzhou, China
Tel: 86-512-68135233
Email: techsupport@mccsemi.com
Green Program (REACH/RoHS/Halogen Free)
Assistance:green@mccsemi.com

MANUFACTURING

YANGZHOU, CHINA (PLANT#3)
No.6, West Heye Road, Weiyang Economic
Development Zone, Yangzhou, China
Tel: 86-514-80982855
Email: sales@mccsemi.com

YANGZHOU, CHINA (PLANT#5)
No.68, New Ganquan Road, Hanjiang District,
Yangzhou, China
Tel: 86-514-80982855
Email: sales@mccsemi.com

SUQIAN, CHINA
No. 12, East District, Electronic Information Industrial Park,
Sihong Economic Development Zone,
Sihong County, Suqian, China
Tel: 86-527-80616988
Email: sales@mccsemi.com

SALES OFFICES

SIMI VALLEY, USA
130 W. Cochran St. Unit B
Simi Valley, CA 93065
Tel: 818-701-4933
Email: sales@mccsemi.com

SAN JOSE, USA
333 West San Carlos Street
San Jose, CA 95110
Tel: 818-7014933
Email: sales@mccsemi.com

GUADALAJARA, MEXICO
Avenida Adolfo Lopez Mateos Norte 95
Italia Providencia
Guadalajara, Jalisco, México 44648
Email: sales@mccsemi.com

MUNICH, GERMANY
Mühldorfstrasse 8
Munich, Germany 81671
Email: sales@mccsemi.com

SUZHOU, CHINA
Room 3108, No. 158 Suzhou West Avenue,
Phoenix Cultural Plaza, SIP
Suzhou, China
Tel: 86-512-68135233
Email: sales@mccsemi.com

SHENZHEN, CHINA
Room 1901-2, Block A, No.9 Fuhong Road,
World Trade Square,
Futian District, Shenzhen, China
Tel: 86-755-83662819 / 86-755-83002471
Email: sales@mccsemi.com

TAIWAN
Rm.5,8F., No.16,Jian 8th Rd.,
Zhonghe Dist., New Taipei City
235, Taiwan (R.O.C)
Tel: 886-2-82263006
Email: sales@mccsemi.com

SINGAPORE
1 Fullerton Road #02-01,
Regus One Fullerton,
Singapore 049213
Email: sales@mccsemi.com

Discover our latest products and insights at **mccsemi.com**.

Micro Commercial Components
Powered by Service

2023 PRODUCT CATALOG

PRODUCT CATALOG 2023



INNOVATIVE DISCRETE SEMICONDUCTOR SOLUTIONS

mccsemi.com

OUR STORY

1991 The company is founded and begins manufacturing high-quality discrete semiconductors for Consumer and Industrial markets.

2000 Micro Commercial Components, Corp., formed as part of a management buyout and spin-off from a publicly traded company in the US.

2015 Acquired by a publicly listed holding company in China in a strategic move to increase capital investment, products, and services.

2016 Strategically relocated global HQ to Simi Valley, CA, and increased warehouse footprint by 111%.

2019 Established Micro Commercial Components GmbH in Munich, Germany, to meet evolving market demand.

2020 Activated Foreign Trade Zone in Simi Valley, CA, distribution center, providing cost-saving opportunities for North American customers.

2021 Established two new manufacturing sites in China to increase capacity and accelerate delivery.

2022 Allocated 20.7% to capital investments, increased R&D spending, and doubled wafer capacity to meet rising demand.

YOUR TOTAL SOLUTIONS PARTNER FOR DISCRETE SEMICONDUCTORS

MCC delivers a robust portfolio of ready-to-go design solutions for Automotive, Industrial, Computing & Personal Electronics, Consumer, and beyond.

Global leadership
As one of the world's largest bridge rectifier producers, MCC is a proven leader in manufacturing essential semiconductor components for a range of electronics.

Diverse & growing product portfolio
MCC delivers top-quality discrete semiconductors in a variety of packages to meet market needs and an impressive NPI roadmap to shape the industry and product design.

Invested in innovation
We introduced 100+ NPIs in 2022, and will continue to expand our product portfolio to meet the ever-changing needs of our customers — whether breaking into new and emerging markets or pushing established ones, like Automotive.

Industry-leading lead times
We help get clients to market faster by maintaining control over the supply chain and delivering products at nearly half the time of other manufacturers in key categories.*

Ongoing investment & growth
To meet increasing demand, we allocated 6% of our revenue to R&D and another 20.7% to capital investments in 2022.

Committed to customer success
MCC's mission is to surpass our customers' expectations in quality, cost, and delivery through superior customer service and continuous product improvement.

Extensive wafer capacity & capabilities
In 2022, we doubled our wafer production capacity in high-demand packages and enhanced capabilities on many others to expedite delivery:

- 4" GPP (glass passivated pellet)
- 6" SKY (Schottky)
- 8" IGBT (insulated-gate bipolar transistor); MOSFET

Strategic international footprint
Headquartered in Simi Valley, California, MCC utilizes a robust sales and distribution network that spans 13+ countries and three continents to deliver responsive, knowledgeable customer support.

Established worldwide operations
We leverage six advanced manufacturing facilities that are certified IATF 16949:2016 and ISO 9001:2015, including:

- **Research & development** - Taiwan and Japan
- **Engineering and technical support** - Suzhou, China
- **Logistics and warehousing** - California, Suzhou, and Taipei
- **Front- and back-end manufacturing** - Yangzhou, China

BEST-IN-CLASS SEMICONDUCTORS & SUPPORT

Contact our sales team or distributors for samples or more information.

+818.701.4933 **mccsemi.com**

*Future Electronics, Q4 Market Conditions Report, Oct. 2022

Connect with MCC:

Table of Contents

Automotive Grade Products Category

Automotive MOSFETs

Automotive ESD Protection Devices & TVS

Automotive Diodes

Automotive Bipolar Transistors

Automotive Grade Products

AEC-Q101 Qualified

Part Number	Package	Product Category
MBRB3045CTQ	D2-PAK	Schottky Barrier Rectifiers
MBRD1045CTQ	DPAK	Schottky Barrier Rectifiers
SK310AHE3-L	SMA	Schottky Barrier Rectifiers
SK3150AHE3-L	SMA	Schottky Barrier Rectifiers
SK3200AHE3-L	SMA	Schottky Barrier Rectifiers
SK34AHE3-L	SMA	Schottky Barrier Rectifiers
SK36AHE3-L	SMA	Schottky Barrier Rectifiers
SK510AHE3-L	SMA	Schottky Barrier Rectifiers
SK5200AHE3-L	SMA	Schottky Barrier Rectifiers
SK52AHE3-L	SMA	Schottky Barrier Rectifiers
SK53AHE3-L	SMA	Schottky Barrier Rectifiers
SK54AHE3-L	SMA	Schottky Barrier Rectifiers
SK55AHE3-L	SMA	Schottky Barrier Rectifiers
SK56AHE3-L	SMA	Schottky Barrier Rectifiers
SK58AHE3-L	SMA	Schottky Barrier Rectifiers
SS110HE3-L	SMA	Schottky Barrier Rectifiers
SS1150HE3-L	SMA	Schottky Barrier Rectifiers
SS1200HE3-L	SMA	Schottky Barrier Rectifiers
SS12HE3-L	SMA	Schottky Barrier Rectifiers
SS13HE3-L	SMA	Schottky Barrier Rectifiers
SS14HE3-L	SMA	Schottky Barrier Rectifiers
SS15HE3-L	SMA	Schottky Barrier Rectifiers
SS16HE3-L	SMA	Schottky Barrier Rectifiers
SS18HE3-L	SMA	Schottky Barrier Rectifiers
SS210HE3-L	SMA	Schottky Barrier Rectifiers
SS220HE3-L	SMA	Schottky Barrier Rectifiers
SS22HE3-L	SMA	Schottky Barrier Rectifiers
SS23HE3-L	SMA	Schottky Barrier Rectifiers
SS24HE3-L	SMA	Schottky Barrier Rectifiers
SS25HE3-L	SMA	Schottky Barrier Rectifiers
SS26HE3-L	SMA	Schottky Barrier Rectifiers
SS28HE3-L	SMA	Schottky Barrier Rectifiers
SK210HE3-L	SMB	Schottky Barrier Rectifiers
SK220HE3-L	SMB	Schottky Barrier Rectifiers
SK22HE3-L	SMB	Schottky Barrier Rectifiers
SK23HE3-L	SMB	Schottky Barrier Rectifiers
SK24HE3-L	SMB	Schottky Barrier Rectifiers
SK25HE3-L	SMB	Schottky Barrier Rectifiers
SK26HE3-L	SMB	Schottky Barrier Rectifiers
SK28HE3-L	SMB	Schottky Barrier Rectifiers
SK310BHE3-L	SMB	Schottky Barrier Rectifiers
SK3150BHE3-L	SMB	Schottky Barrier Rectifiers
SK3200BHE3-L	SMB	Schottky Barrier Rectifiers
SK32BHE3-L	SMB	Schottky Barrier Rectifiers
SK33BHE3-L	SMB	Schottky Barrier Rectifiers
SK34BHE3-L	SMB	Schottky Barrier Rectifiers
SK35BHE3-L	SMB	Schottky Barrier Rectifiers
SK36BHE3-L	SMB	Schottky Barrier Rectifiers

Part Number	Package	Product Category
SK38BHE3-L	SMB	Schottky Barrier Rectifiers
SK510BHE3-L	SMB	Schottky Barrier Rectifiers
SK520BHE3-L	SMB	Schottky Barrier Rectifiers
SK52BHE3-L	SMB	Schottky Barrier Rectifiers
SK53BHE3-L	SMB	Schottky Barrier Rectifiers
SK54BHE3-L	SMB	Schottky Barrier Rectifiers
SK55BHE3-L	SMB	Schottky Barrier Rectifiers
SK56BHE3-L	SMB	Schottky Barrier Rectifiers
SK58BHE3-L	SMB	Schottky Barrier Rectifiers
SK310HE3	SMC	Schottky Barrier Rectifiers
SK3200HE3	SMC	Schottky Barrier Rectifiers
SK32HE3	SMC	Schottky Barrier Rectifiers
SK33HE3	SMC	Schottky Barrier Rectifiers
SK34HE3	SMC	Schottky Barrier Rectifiers
SK35HE3	SMC	Schottky Barrier Rectifiers
SK36HE3	SMC	Schottky Barrier Rectifiers
SK38HE3	SMC	Schottky Barrier Rectifiers
SK510LHE3	SMC	Schottky Barrier Rectifiers
SK5150LHE3	SMC	Schottky Barrier Rectifiers
SK5200LHE3	SMC	Schottky Barrier Rectifiers
SK52LHE3	SMC	Schottky Barrier Rectifiers
SK53LHE3	SMC	Schottky Barrier Rectifiers
SK54LHE3	SMC	Schottky Barrier Rectifiers
SK55LHE3	SMC	Schottky Barrier Rectifiers
SK56LHE3	SMC	Schottky Barrier Rectifiers
SK58LHE3	SMC	Schottky Barrier Rectifiers
SK810LHE3	SMC	Schottky Barrier Rectifiers
SK820LHE3	SMC	Schottky Barrier Rectifiers
SK82LHE3	SMC	Schottky Barrier Rectifiers
SK84LHE3	SMC	Schottky Barrier Rectifiers
SK86LHE3	SMC	Schottky Barrier Rectifiers
SM5817PLHE3	SOD-123FL	Schottky Barrier Rectifiers
SM5818PLHE3	SOD-123FL	Schottky Barrier Rectifiers
SM5819PLHE3	SOD-123FL	Schottky Barrier Rectifiers
SMD110PLHE3	SOD-123FL	Schottky Barrier Rectifiers
SMD1150PLHE3	SOD-123FL	Schottky Barrier Rectifiers
SMD1200PLHE3	SOD-123FL	Schottky Barrier Rectifiers
SMD15PLHE3	SOD-123FL	Schottky Barrier Rectifiers
SMD16PLHE3	SOD-123FL	Schottky Barrier Rectifiers
SMD18PLHE3	SOD-123FL	Schottky Barrier Rectifiers
SMD210PLHE3	SOD-123FL	Schottky Barrier Rectifiers
SMD220PLHE3	SOD-123FL	Schottky Barrier Rectifiers
SMD22PLHE3	SOD-123FL	Schottky Barrier Rectifiers
SMD24PLHE3	SOD-123FL	Schottky Barrier Rectifiers
SMD26PLHE3	SOD-123FL	Schottky Barrier Rectifiers
SMD28PLHE3	SOD-123FL	Schottky Barrier Rectifiers
MBR10U100HHE3	TO-277	Schottky Barrier Rectifiers
MBR10U200HE3	TO-277	Schottky Barrier Rectifiers

Part Number	Package	Product Category
MBR15U100Q	TO-277	Schottky Barrier Rectifiers
MBR15U45HE3	TO-277	Schottky Barrier Rectifiers
MBR15U60HE3	TO-277	Schottky Barrier Rectifiers
MBR5U100HHE3	TO-277	Schottky Barrier Rectifiers
MBR5U60SHE3	TO-277	Schottky Barrier Rectifiers
B0540WHE3	SOD-123	Small Signal Schottky Diodes
B5817WHE3	SOD-123	Small Signal Schottky Diodes
B5818WHE3	SOD-123	Small Signal Schottky Diodes
B5819WHE3	SOD-123	Small Signal Schottky Diodes
BAT46WHE3	SOD-123	Small Signal Schottky Diodes
BAT54WHE3	SOD-123	Small Signal Schottky Diodes
SD101AWHE3	SOD-123	Small Signal Schottky Diodes
SD101BWHE3	SOD-123	Small Signal Schottky Diodes
SD101CWHE3	SOD-123	Small Signal Schottky Diodes
SD103AWHE3	SOD-123	Small Signal Schottky Diodes
SD103BWHE3	SOD-123	Small Signal Schottky Diodes
SD103CWHE3	SOD-123	Small Signal Schottky Diodes
B0530WSHE3	SOD-323	Small Signal Schottky Diodes
B0540WSHE3	SOD-323	Small Signal Schottky Diodes
B5817WSHE3	SOD-323	Small Signal Schottky Diodes
B5818WSHE3	SOD-323	Small Signal Schottky Diodes
B5819WSHE3	SOD-323	Small Signal Schottky Diodes
BAT54WSHE3	SOD-323	Small Signal Schottky Diodes
RB551V-30HE3	SOD-323	Small Signal Schottky Diodes
RB751V-40HE3	SOD-323	Small Signal Schottky Diodes
SD101AWSHE3	SOD-323	Small Signal Schottky Diodes
SD101BWSHE3	SOD-323	Small Signal Schottky Diodes
SD101CWSHE3	SOD-323	Small Signal Schottky Diodes
SD103AWSHE3	SOD-323	Small Signal Schottky Diodes
SD103BWSHE3	SOD-323	Small Signal Schottky Diodes
SD103CWSHE3	SOD-323	Small Signal Schottky Diodes
RB520S-30HE3	SOD-523	Small Signal Schottky Diodes
RB520S-40HE3	SOD-523	Small Signal Schottky Diodes
RB521S-30HE3	SOD-523	Small Signal Schottky Diodes
RB521S-40HE3	SOD-523	Small Signal Schottky Diodes
BAS40-04HE3	SOT-23	Small Signal Schottky Diodes
BAS40-05HE3	SOT-23	Small Signal Schottky Diodes
BAS40-06HE3	SOT-23	Small Signal Schottky Diodes
BAS40HE3	SOT-23	Small Signal Schottky Diodes
BAS70-04HE3	SOT-23	Small Signal Schottky Diodes
BAS70-05HE3	SOT-23	Small Signal Schottky Diodes
BAS70-06HE3	SOT-23	Small Signal Schottky Diodes
BAS70HE3	SOT-23	Small Signal Schottky Diodes
BAT54AHE3	SOT-23	Small Signal Schottky Diodes
BAT54CHE3	SOT-23	Small Signal Schottky Diodes
BAT54HE3	SOT-23	Small Signal Schottky Diodes
BAT54SHE3	SOT-23	Small Signal Schottky Diodes
BAT54AWTHE3	SOT-323	Small Signal Schottky Diodes

Automotive Grade Products

AEC-Q101 Qualified

Part Number	Package	Product Category
BAT54CWTHE3	SOT-323	Small Signal Schottky Diodes
BAT54SWTHE3	SOT-323	Small Signal Schottky Diodes
BAT54WTHE3	SOT-323	Small Signal Schottky Diodes
GS1AHE3-L	SMA	Standard Recovery Rectifiers
GS1BHE3-L	SMA	Standard Recovery Rectifiers
GS1DHE3-L	SMA	Standard Recovery Rectifiers
GS1GHE3-L	SMA	Standard Recovery Rectifiers
GS1JHE3-L	SMA	Standard Recovery Rectifiers
GS1KHE3-L	SMA	Standard Recovery Rectifiers
GS1MHE3-L	SMA	Standard Recovery Rectifiers
GS2AHE3-L	SMA	Standard Recovery Rectifiers
GS2BHE3-L	SMA	Standard Recovery Rectifiers
GS2DHE3-L	SMA	Standard Recovery Rectifiers
GS2GHE3-L	SMA	Standard Recovery Rectifiers
GS2JHE3-L	SMA	Standard Recovery Rectifiers
GS2KHE3-L	SMA	Standard Recovery Rectifiers
GS2MHE3-L	SMA	Standard Recovery Rectifiers
S2AHE3-L	SMB	Standard Recovery Rectifiers
S2BHE3-L	SMB	Standard Recovery Rectifiers
S2DHE3-L	SMB	Standard Recovery Rectifiers
S2GHE3-L	SMB	Standard Recovery Rectifiers
S2JHE3-L	SMB	Standard Recovery Rectifiers
S2KHE3-L	SMB	Standard Recovery Rectifiers
S2MHE3-L	SMB	Standard Recovery Rectifiers
S3ABHE3	SMB	Standard Recovery Rectifiers
S3BBHE3	SMB	Standard Recovery Rectifiers
S3DBHE3	SMB	Standard Recovery Rectifiers
S3GBHE3	SMB	Standard Recovery Rectifiers
S3JBHE3	SMB	Standard Recovery Rectifiers
S3KBHE3	SMB	Standard Recovery Rectifiers
S3MBHE3	SMB	Standard Recovery Rectifiers
S10DLHE3	SMC	Standard Recovery Rectifiers
S3AHE3	SMC	Standard Recovery Rectifiers
S3BHE3	SMC	Standard Recovery Rectifiers
S3DHE3	SMC	Standard Recovery Rectifiers
S3GHE3	SMC	Standard Recovery Rectifiers
S3JHE3	SMC	Standard Recovery Rectifiers
S3KHE3	SMC	Standard Recovery Rectifiers
S3MHE3	SMC	Standard Recovery Rectifiers
S5ALHE3	SMC	Standard Recovery Rectifiers
S5BLHE3	SMC	Standard Recovery Rectifiers
S5DLHE3	SMC	Standard Recovery Rectifiers
S5GLHE3	SMC	Standard Recovery Rectifiers
S5JLHE3	SMC	Standard Recovery Rectifiers
S5KLHE3	SMC	Standard Recovery Rectifiers
S5MLHE3	SMC	Standard Recovery Rectifiers
S8ALHE3	SMC	Standard Recovery Rectifiers
S8BLHE3	SMC	Standard Recovery Rectifiers

Part Number	Package	Product Category
S8DLHE3	SMC	Standard Recovery Rectifiers
S8GLHE3	SMC	Standard Recovery Rectifiers
S8JLHE3	SMC	Standard Recovery Rectifiers
S8KLHE3	SMC	Standard Recovery Rectifiers
S8MLHE3	SMC	Standard Recovery Rectifiers
SM4001PLHE3	SOD-123FL	Standard Recovery Rectifiers
SM4002PLHE3	SOD-123FL	Standard Recovery Rectifiers
SM4003PLHE3	SOD-123FL	Standard Recovery Rectifiers
SM4004PLHE3	SOD-123FL	Standard Recovery Rectifiers
SM4005PLHE3	SOD-123FL	Standard Recovery Rectifiers
SM4006PLHE3	SOD-123FL	Standard Recovery Rectifiers
SM4007PLHE3	SOD-123FL	Standard Recovery Rectifiers
ES1DHE3-L	SMA	Super Fast Recovery Rectifiers
ES1GHE3-L	SMA	Super Fast Recovery Rectifiers
ES1JHE3-L	SMA	Super Fast Recovery Rectifiers
ES2DHE3-L	SMA	Super Fast Recovery Rectifiers
ES2GHE3-L	SMA	Super Fast Recovery Rectifiers
ES2JHE3-L	SMA	Super Fast Recovery Rectifiers
US1MHE3	SMA	Super Fast Recovery Rectifiers
US2MAHE3	SMA	Super Fast Recovery Rectifiers
ER2DHE3-L	SMB	Super Fast Recovery Rectifiers
ER2GHE3-L	SMB	Super Fast Recovery Rectifiers
ER2JHE3-L	SMB	Super Fast Recovery Rectifiers
ER3DBHE3	SMB	Super Fast Recovery Rectifiers
ER3GBHE3	SMB	Super Fast Recovery Rectifiers
ER3JBHE3	SMB	Super Fast Recovery Rectifiers
MURS2DQ	SMB	Super Fast Recovery Rectifiers
ER3DHE3	SMC	Super Fast Recovery Rectifiers
ER3GHE3	SMC	Super Fast Recovery Rectifiers
ER3JHE3	SMC	Super Fast Recovery Rectifiers
SFM14PLHE3	SOD-123FL	Super Fast Recovery Rectifiers
SFM16PLHE3	SOD-123FL	Super Fast Recovery Rectifiers
SFM18PLHE3	SOD-123FL	Super Fast Recovery Rectifiers
UG1DPLQ	SOD-123FL	Super Fast Recovery Rectifiers
1N4148WHE3	SOD-123	Switching Diodes
1N4448WHE3	SOD-123	Switching Diodes
BAS16WHE3	SOD-123	Switching Diodes
BAV19WHE3	SOD-123	Switching Diodes
BAV20WHE3	SOD-123	Switching Diodes
BAV21WHE3	SOD-123	Switching Diodes
1N4148WXHE3	SOD-323	Switching Diodes
1N4448WXHE3	SOD-323	Switching Diodes
1SS355HE3	SOD-323	Switching Diodes
BAS16WXHE3	SOD-323	Switching Diodes
BAS316HE3	SOD-323	Switching Diodes
BAV19WSHE3	SOD-323	Switching Diodes
BAV20WSHE3	SOD-323	Switching Diodes
BAV21WSHE3	SOD-323	Switching Diodes

Part Number	Package	Product Category
BAS516HE3	SOD-523	Switching Diodes
BAS16HE3	SOT-23	Switching Diodes
BAS19HE3	SOT-23	Switching Diodes
BAS20HE3	SOT-23	Switching Diodes
BAS21HE3	SOT-23	Switching Diodes
BAV199HE3	SOT-23	Switching Diodes
BAV23AHE3	SOT-23	Switching Diodes
BAV23CHE3	SOT-23	Switching Diodes
BAV23SHE3	SOT-23	Switching Diodes
BAV70HE3	SOT-23	Switching Diodes
BAV99HE3	SOT-23	Switching Diodes
BAW56HE3	SOT-23	Switching Diodes
MMBD4148HE3	SOT-23	Switching Diodes
BAS16WTHE3	SOT-323	Switching Diodes
BAS19WTHE3	SOT-323	Switching Diodes
BAS20WTHE3	SOT-323	Switching Diodes
BAS21WTHE3	SOT-323	Switching Diodes
BAV199WTHE3	SOT-323	Switching Diodes
BAV70WTHE3	SOT-323	Switching Diodes
BAV99WTHE3	SOT-323	Switching Diodes
BAW56WTHE3	SOT-323	Switching Diodes
MMBD4148WTHE3	SOT-323	Switching Diodes
3SMAJ5925BHE3	SMA	Zener Diodes
3SMAJ5926BHE3	SMA	Zener Diodes
3SMAJ5927BHE3	SMA	Zener Diodes
3SMAJ5928BHE3	SMA	Zener Diodes
3SMAJ5929BHE3	SMA	Zener Diodes
3SMAJ5930BHE3	SMA	Zener Diodes
3SMAJ5931BHE3	SMA	Zener Diodes
3SMAJ5932BHE3	SMA	Zener Diodes
3SMAJ5933BHE3	SMA	Zener Diodes
3SMAJ5934BHE3	SMA	Zener Diodes
3SMAJ5935BHE3	SMA	Zener Diodes
3SMAJ5936BHE3	SMA	Zener Diodes
3SMAJ5937BHE3	SMA	Zener Diodes
3SMAJ5938BHE3	SMA	Zener Diodes
3SMAJ5939BHE3	SMA	Zener Diodes
3SMAJ5940BHE3	SMA	Zener Diodes
3SMAJ5941BHE3	SMA	Zener Diodes
3SMAJ5942BHE3	SMA	Zener Diodes
3SMAJ5943BHE3	SMA	Zener Diodes
3SMAJ5944BHE3	SMA	Zener Diodes
3SMAJ5945BHE3	SMA	Zener Diodes
3SMAJ5946BHE3	SMA	Zener Diodes
3SMAJ5947BHE3	SMA	Zener Diodes
3SMAJ5948BHE3	SMA	Zener Diodes
3SMAJ5949BHE3	SMA	Zener Diodes
3SMAJ5950BHE3	SMA	Zener Diodes

Automotive Grade Products

Micro Commercial Components

AEC-Q101 Qualified

Part Number	Package	Product Category
3SMAJ5951BHE3	SMA	Zener Diodes
3SMAJ5952BHE3	SMA	Zener Diodes
3SMAJ5953BHE3	SMA	Zener Diodes
3SMAJ5954BHE3	SMA	Zener Diodes
3SMAJ5955BHE3	SMA	Zener Diodes
3SMAJ5956BHE3	SMA	Zener Diodes
SMA1EZ110D5HE3	SMA	Zener Diodes
SMA1EZ120D5HE3	SMA	Zener Diodes
SMA1EZ130D5HE3	SMA	Zener Diodes
SMA1EZ150D5HE3	SMA	Zener Diodes
SMA1EZ160D5HE3	SMA	Zener Diodes
SMA1EZ180D5HE3	SMA	Zener Diodes
SMA1EZ200D5HE3	SMA	Zener Diodes
SMA1EZ220D5HE3	SMA	Zener Diodes
SMA1EZ240D5HE3	SMA	Zener Diodes
SMA1EZ250D5HE3	SMA	Zener Diodes
SMA1EZ270D5HE3	SMA	Zener Diodes
SMA1EZ300D5HE3	SMA	Zener Diodes
SMA1EZ330D5HE3	SMA	Zener Diodes
SMA2EZ10D5HE3	SMA	Zener Diodes
SMA2EZ11D5HE3	SMA	Zener Diodes
SMA2EZ12D5HE3	SMA	Zener Diodes
SMA2EZ13D5HE3	SMA	Zener Diodes
SMA2EZ14D5HE3	SMA	Zener Diodes
SMA2EZ15D5HE3	SMA	Zener Diodes
SMA2EZ16D5HE3	SMA	Zener Diodes
SMA2EZ17D5HE3	SMA	Zener Diodes
SMA2EZ18D5HE3	SMA	Zener Diodes
SMA2EZ19D5HE3	SMA	Zener Diodes
SMA2EZ20D5HE3	SMA	Zener Diodes
SMA2EZ22D5HE3	SMA	Zener Diodes
SMA2EZ24D5HE3	SMA	Zener Diodes
SMA2EZ27D5HE3	SMA	Zener Diodes
SMA2EZ30D5HE3	SMA	Zener Diodes
SMA2EZ33D5HE3	SMA	Zener Diodes
SMA2EZ36D5HE3	SMA	Zener Diodes
SMA2EZ39D5HE3	SMA	Zener Diodes
SMA2EZ43D5HE3	SMA	Zener Diodes
SMA2EZ47D5HE3	SMA	Zener Diodes
SMA2EZ51D5HE3	SMA	Zener Diodes
SMA2EZ56D5HE3	SMA	Zener Diodes
SMA2EZ62D5HE3	SMA	Zener Diodes
SMA2EZ68D5HE3	SMA	Zener Diodes
SMA2EZ75D5HE3	SMA	Zener Diodes
SMAJ4740AHE3	SMA	Zener Diodes
SMAJ4741AHE3	SMA	Zener Diodes
SMAJ4742AHE3	SMA	Zener Diodes
SMAJ4743AHE3	SMA	Zener Diodes

Part Number	Package	Product Category
SMAJ4744AHE3	SMA	Zener Diodes
SMAJ4745AHE3	SMA	Zener Diodes
SMAJ4746AHE3	SMA	Zener Diodes
SMAJ4747AHE3	SMA	Zener Diodes
SMAJ4748AHE3	SMA	Zener Diodes
SMAJ4749AHE3	SMA	Zener Diodes
SMAJ4750AHE3	SMA	Zener Diodes
SMAJ4751AHE3	SMA	Zener Diodes
SMAJ4752AHE3	SMA	Zener Diodes
SMAJ4753AHE3	SMA	Zener Diodes
SMAJ4754AHE3	SMA	Zener Diodes
SMAJ4755AHE3	SMA	Zener Diodes
SMAJ4756AHE3	SMA	Zener Diodes
SMAJ4757AHE3	SMA	Zener Diodes
SMAJ4758AHE3	SMA	Zener Diodes
SMAJ4759AHE3	SMA	Zener Diodes
SMAJ4760AHE3	SMA	Zener Diodes
SMAJ4761AHE3	SMA	Zener Diodes
SMAJ4762AHE3	SMA	Zener Diodes
SMAJ4763AHE3	SMA	Zener Diodes
SMAJ4764AHE3	SMA	Zener Diodes
SMAJ5925BHE3	SMA	Zener Diodes
SMAJ5926BHE3	SMA	Zener Diodes
SMAJ5927BHE3	SMA	Zener Diodes
SMAJ5928BHE3	SMA	Zener Diodes
SMAJ5929BHE3	SMA	Zener Diodes
SMAJ5930BHE3	SMA	Zener Diodes
SMAJ5931BHE3	SMA	Zener Diodes
SMAJ5932BHE3	SMA	Zener Diodes
SMAJ5933BHE3	SMA	Zener Diodes
SMAJ5934BHE3	SMA	Zener Diodes
SMAJ5935BHE3	SMA	Zener Diodes
SMAJ5936BHE3	SMA	Zener Diodes
SMAJ5937BHE3	SMA	Zener Diodes
SMAJ5938BHE3	SMA	Zener Diodes
SMAJ5939BHE3	SMA	Zener Diodes
SMAJ5940BHE3	SMA	Zener Diodes
SMAJ5941BHE3	SMA	Zener Diodes
SMAJ5942BHE3	SMA	Zener Diodes
SMAJ5943BHE3	SMA	Zener Diodes
SMAJ5944BHE3	SMA	Zener Diodes
SMAJ5945BHE3	SMA	Zener Diodes
SMAJ5946BHE3	SMA	Zener Diodes
SMAJ5947BHE3	SMA	Zener Diodes
SMAJ5948BHE3	SMA	Zener Diodes
SMAJ5949BHE3	SMA	Zener Diodes
SMAJ5950BHE3	SMA	Zener Diodes
SMAJ5951BHE3	SMA	Zener Diodes

Part Number	Package	Product Category
SMAJ5952BHE3	SMA	Zener Diodes
SMAJ5953BHE3	SMA	Zener Diodes
SMAJ5954BHE3	SMA	Zener Diodes
SMAJ5955BHE3	SMA	Zener Diodes
SMAJ5956BHE3	SMA	Zener Diodes
SMAZ10HE3	SMA	Zener Diodes
SMAZ12HE3	SMA	Zener Diodes
SMAZ15HE3	SMA	Zener Diodes
SMAZ16HE3	SMA	Zener Diodes
SMAZ18HE3	SMA	Zener Diodes
SMAZ20HE3	SMA	Zener Diodes
SMAZ22HE3	SMA	Zener Diodes
SMAZ24HE3	SMA	Zener Diodes
SMAZ27HE3	SMA	Zener Diodes
SMAZ30HE3	SMA	Zener Diodes
SMAZ33HE3	SMA	Zener Diodes
SMAZ36HE3	SMA	Zener Diodes
SMAZ39HE3	SMA	Zener Diodes
3SMBJ5925BHE3	SMB	Zener Diodes
3SMBJ5926BHE3	SMB	Zener Diodes
3SMBJ5927BHE3	SMB	Zener Diodes
3SMBJ5928BHE3	SMB	Zener Diodes
3SMBJ5929BHE3	SMB	Zener Diodes
3SMBJ5930BHE3	SMB	Zener Diodes
3SMBJ5931BHE3	SMB	Zener Diodes
3SMBJ5932BHE3	SMB	Zener Diodes
3SMBJ5933BHE3	SMB	Zener Diodes
3SMBJ5934BHE3	SMB	Zener Diodes
3SMBJ5935BHE3	SMB	Zener Diodes
3SMBJ5936BHE3	SMB	Zener Diodes
3SMBJ5937BHE3	SMB	Zener Diodes
3SMBJ5938BHE3	SMB	Zener Diodes
3SMBJ5939BHE3	SMB	Zener Diodes
3SMBJ5940BHE3	SMB	Zener Diodes
3SMBJ5941BHE3	SMB	Zener Diodes
3SMBJ5942BHE3	SMB	Zener Diodes
3SMBJ5943BHE3	SMB	Zener Diodes
3SMBJ5944BHE3	SMB	Zener Diodes
3SMBJ5945BHE3	SMB	Zener Diodes
3SMBJ5946BHE3	SMB	Zener Diodes
3SMBJ5947BHE3	SMB	Zener Diodes
3SMBJ5948BHE3	SMB	Zener Diodes
3SMBJ5949BHE3	SMB	Zener Diodes
3SMBJ5950BHE3	SMB	Zener Diodes
3SMBJ5951BHE3	SMB	Zener Diodes
3SMBJ5952BHE3	SMB	Zener Diodes
3SMBJ5953BHE3	SMB	Zener Diodes
3SMBJ5954BHE3	SMB	Zener Diodes

Automotive Grade Products

AEC-Q101 Qualified

Part Number	Package	Product Category
3SMBJ5955BHE3	SMB	Zener Diodes
3SMBJ5956BHE3	SMB	Zener Diodes
SMB2EZ10D5HE3	SMB	Zener Diodes
SMB2EZ11D5HE3	SMB	Zener Diodes
SMB2EZ12D5HE3	SMB	Zener Diodes
SMB2EZ13D5HE3	SMB	Zener Diodes
SMB2EZ14D5HE3	SMB	Zener Diodes
SMB2EZ15D5HE3	SMB	Zener Diodes
SMB2EZ16D5HE3	SMB	Zener Diodes
SMB2EZ17D5HE3	SMB	Zener Diodes
SMB2EZ18D5HE3	SMB	Zener Diodes
SMB2EZ19D5HE3	SMB	Zener Diodes
SMB2EZ20D5HE3	SMB	Zener Diodes
SMB2EZ22D5HE3	SMB	Zener Diodes
SMB2EZ24D5HE3	SMB	Zener Diodes
SMB2EZ27D5HE3	SMB	Zener Diodes
SMB2EZ30D5HE3	SMB	Zener Diodes
SMB2EZ33D5HE3	SMB	Zener Diodes
SMB2EZ36D5HE3	SMB	Zener Diodes
SMB2EZ39D5HE3	SMB	Zener Diodes
SMB2EZ43D5HE3	SMB	Zener Diodes
SMB2EZ47D5HE3	SMB	Zener Diodes
SMB2EZ51D5HE3	SMB	Zener Diodes
SMB2EZ56D5HE3	SMB	Zener Diodes
SMB2EZ62D5HE3	SMB	Zener Diodes
SMB2EZ68D5HE3	SMB	Zener Diodes
SMB2EZ75D5HE3	SMB	Zener Diodes
SMBJ5347BHE3	SMB	Zener Diodes
SMBJ5348BHE3	SMB	Zener Diodes
SMBJ5349BHE3	SMB	Zener Diodes
SMBJ5350BHE3	SMB	Zener Diodes
SMBJ5351BHE3	SMB	Zener Diodes
SMBJ5352BHE3	SMB	Zener Diodes
SMBJ5353BHE3	SMB	Zener Diodes
SMBJ5354BHE3	SMB	Zener Diodes
SMBJ5355BHE3	SMB	Zener Diodes
SMBJ5356BHE3	SMB	Zener Diodes
SMBJ5357BHE3	SMB	Zener Diodes
SMBJ5358BHE3	SMB	Zener Diodes
SMBJ5359BHE3	SMB	Zener Diodes
SMBJ5360BHE3	SMB	Zener Diodes
SMBJ5361BHE3	SMB	Zener Diodes
SMBJ5362BHE3	SMB	Zener Diodes
SMBJ5363BHE3	SMB	Zener Diodes
SMBJ5364BHE3	SMB	Zener Diodes
SMBJ5365BHE3	SMB	Zener Diodes
SMBJ5366BHE3	SMB	Zener Diodes
SMBJ5367BHE3	SMB	Zener Diodes

Part Number	Package	Product Category
SMBJ5368BHE3	SMB	Zener Diodes
SMBJ5369BHE3	SMB	Zener Diodes
SMBJ5370BHE3	SMB	Zener Diodes
SMBJ5371BHE3	SMB	Zener Diodes
SMBJ5372BHE3	SMB	Zener Diodes
SMBJ5373BHE3	SMB	Zener Diodes
SMBJ5374BHE3	SMB	Zener Diodes
SMBJ5375BHE3	SMB	Zener Diodes
SMBJ5376BHE3	SMB	Zener Diodes
SMBJ5377BHE3	SMB	Zener Diodes
SMBJ5378BHE3	SMB	Zener Diodes
SMBJ5379BHE3	SMB	Zener Diodes
SMBJ5380BHE3	SMB	Zener Diodes
SMBJ5381BHE3	SMB	Zener Diodes
SMBJ5382BHE3	SMB	Zener Diodes
SMBJ5383BHE3	SMB	Zener Diodes
SMBJ5384BHE3	SMB	Zener Diodes
SMBJ5385BHE3	SMB	Zener Diodes
SMBJ5386BHE3	SMB	Zener Diodes
SMBJ5387BHE3	SMB	Zener Diodes
SMBJ5388BHE3	SMB	Zener Diodes
SMBJ5925BHE3	SMB	Zener Diodes
SMBJ5926BHE3	SMB	Zener Diodes
SMBJ5927BHE3	SMB	Zener Diodes
SMBJ5928BHE3	SMB	Zener Diodes
SMBJ5929BHE3	SMB	Zener Diodes
SMBJ5930BHE3	SMB	Zener Diodes
SMBJ5931BHE3	SMB	Zener Diodes
SMBJ5932BHE3	SMB	Zener Diodes
SMBJ5933BHE3	SMB	Zener Diodes
SMBJ5934BHE3	SMB	Zener Diodes
SMBJ5935BHE3	SMB	Zener Diodes
SMBJ5936BHE3	SMB	Zener Diodes
SMBJ5937BHE3	SMB	Zener Diodes
SMBJ5938BHE3	SMB	Zener Diodes
SMBJ5939BHE3	SMB	Zener Diodes
SMBJ5940BHE3	SMB	Zener Diodes
SMBJ5941BHE3	SMB	Zener Diodes
SMBJ5942BHE3	SMB	Zener Diodes
SMBJ5943BHE3	SMB	Zener Diodes
SMBJ5944BHE3	SMB	Zener Diodes
SMBJ5945BHE3	SMB	Zener Diodes
SMBJ5946BHE3	SMB	Zener Diodes
SMBJ5947BHE3	SMB	Zener Diodes
SMBJ5948BHE3	SMB	Zener Diodes
SMBJ5949BHE3	SMB	Zener Diodes
SMBJ5950BHE3	SMB	Zener Diodes
SMBJ5951BHE3	SMB	Zener Diodes

Part Number	Package	Product Category
SMBJ5952BHE3	SMB	Zener Diodes
SMBJ5953BHE3	SMB	Zener Diodes
SMBJ5954BHE3	SMB	Zener Diodes
SMBJ5955BHE3	SMB	Zener Diodes
SMBJ5956BHE3	SMB	Zener Diodes
BZT52B10HE3	SOD-123	Zener Diodes
BZT52B11HE3	SOD-123	Zener Diodes
BZT52B12HE3	SOD-123	Zener Diodes
BZT52B13HE3	SOD-123	Zener Diodes
BZT52B15HE3	SOD-123	Zener Diodes
BZT52B16HE3	SOD-123	Zener Diodes
BZT52B18HE3	SOD-123	Zener Diodes
BZT52B20HE3	SOD-123	Zener Diodes
BZT52B22HE3	SOD-123	Zener Diodes
BZT52B24HE3	SOD-123	Zener Diodes
BZT52B27HE3	SOD-123	Zener Diodes
BZT52B30HE3	SOD-123	Zener Diodes
BZT52B33HE3	SOD-123	Zener Diodes
BZT52B36HE3	SOD-123	Zener Diodes
BZT52B39HE3	SOD-123	Zener Diodes
BZT52B3V6HE3	SOD-123	Zener Diodes
BZT52B3V9HE3	SOD-123	Zener Diodes
BZT52B43HE3	SOD-123	Zener Diodes
BZT52B47HE3	SOD-123	Zener Diodes
BZT52B4V3HE3	SOD-123	Zener Diodes
BZT52B4V7HE3	SOD-123	Zener Diodes
BZT52B5V1HE3	SOD-123	Zener Diodes
BZT52B5V6HE3	SOD-123	Zener Diodes
BZT52B6V2HE3	SOD-123	Zener Diodes
BZT52B6V8HE3	SOD-123	Zener Diodes
BZT52B7V5HE3	SOD-123	Zener Diodes
BZT52B8V2HE3	SOD-123	Zener Diodes
BZT52B9V1HE3	SOD-123	Zener Diodes
BZT52C10HE3	SOD-123	Zener Diodes
BZT52C11HE3	SOD-123	Zener Diodes
BZT52C12HE3	SOD-123	Zener Diodes
BZT52C13HE3	SOD-123	Zener Diodes
BZT52C15HE3	SOD-123	Zener Diodes
BZT52C16HE3	SOD-123	Zener Diodes
BZT52C18HE3	SOD-123	Zener Diodes
BZT52C20HE3	SOD-123	Zener Diodes
BZT52C22HE3	SOD-123	Zener Diodes
BZT52C24HE3	SOD-123	Zener Diodes
BZT52C27HE3	SOD-123	Zener Diodes
BZT52C2V4HE3	SOD-123	Zener Diodes
BZT52C2V7HE3	SOD-123	Zener Diodes
BZT52C30HE3	SOD-123	Zener Diodes
BZT52C33HE3	SOD-123	Zener Diodes

Micro Commercial Components

Automotive Grade Products

AEC-Q101 Qualified

Part Number	Package	Product Category
BZT52C36HE3	SOD-123	Zener Diodes
BZT52C39HE3	SOD-123	Zener Diodes
BZT52C3V0HE3	SOD-123	Zener Diodes
BZT52C3V3HE3	SOD-123	Zener Diodes
BZT52C3V6HE3	SOD-123	Zener Diodes
BZT52C3V9HE3	SOD-123	Zener Diodes
BZT52C43HE3	SOD-123	Zener Diodes
BZT52C47HE3	SOD-123	Zener Diodes
BZT52C4V3HE3	SOD-123	Zener Diodes
BZT52C4V7HE3	SOD-123	Zener Diodes
BZT52C5V1HE3	SOD-123	Zener Diodes
BZT52C5V6HE3	SOD-123	Zener Diodes
BZT52C6V2HE3	SOD-123	Zener Diodes
BZT52C6V8HE3	SOD-123	Zener Diodes
BZT52C7V5HE3	SOD-123	Zener Diodes
BZT52C8V2HE3	SOD-123	Zener Diodes
BZT52C9V1HE3	SOD-123	Zener Diodes
MMSZ5221BHE3	SOD-123	Zener Diodes
MMSZ5222BHE3	SOD-123	Zener Diodes
MMSZ5223BHE3	SOD-123	Zener Diodes
MMSZ5225BHE3	SOD-123	Zener Diodes
MMSZ5226BHE3	SOD-123	Zener Diodes
MMSZ5227BHE3	SOD-123	Zener Diodes
MMSZ5228BHE3	SOD-123	Zener Diodes
MMSZ5229BHE3	SOD-123	Zener Diodes
MMSZ5230BHE3	SOD-123	Zener Diodes
MMSZ5231BHE3	SOD-123	Zener Diodes
MMSZ5232BHE3	SOD-123	Zener Diodes
MMSZ5234BHE3	SOD-123	Zener Diodes
MMSZ5235BHE3	SOD-123	Zener Diodes
MMSZ5236BHE3	SOD-123	Zener Diodes
MMSZ5237BHE3	SOD-123	Zener Diodes
MMSZ5239BHE3	SOD-123	Zener Diodes
MMSZ5240BHE3	SOD-123	Zener Diodes
MMSZ5241BHE3	SOD-123	Zener Diodes
MMSZ5242BHE3	SOD-123	Zener Diodes
MMSZ5243BHE3	SOD-123	Zener Diodes
MMSZ5245BHE3	SOD-123	Zener Diodes
MMSZ5246BHE3	SOD-123	Zener Diodes
MMSZ5248BHE3	SOD-123	Zener Diodes
MMSZ5250BHE3	SOD-123	Zener Diodes
MMSZ5251BHE3	SOD-123	Zener Diodes
MMSZ5252BHE3	SOD-123	Zener Diodes
MMSZ5254BHE3	SOD-123	Zener Diodes
MMSZ5256BHE3	SOD-123	Zener Diodes
MMSZ5257BHE3	SOD-123	Zener Diodes
MMSZ5258BHE3	SOD-123	Zener Diodes
MMSZ5259BHE3	SOD-123	Zener Diodes

Part Number	Package	Product Category
MMSZ5260BHE3	SOD-123	Zener Diodes
MMSZ5261BHE3	SOD-123	Zener Diodes
BZT52B10JSHE3	SOD-323	Zener Diodes
BZT52B11JSHE3	SOD-323	Zener Diodes
BZT52B12JSHE3	SOD-323	Zener Diodes
BZT52B13JSHE3	SOD-323	Zener Diodes
BZT52B15JSHE3	SOD-323	Zener Diodes
BZT52B16JSHE3	SOD-323	Zener Diodes
BZT52B18JSHE3	SOD-323	Zener Diodes
BZT52B20JSHE3	SOD-323	Zener Diodes
BZT52B22JSHE3	SOD-323	Zener Diodes
BZT52B24JSHE3	SOD-323	Zener Diodes
BZT52B27JSHE3	SOD-323	Zener Diodes
BZT52B30JSHE3	SOD-323	Zener Diodes
BZT52B33JSHE3	SOD-323	Zener Diodes
BZT52B36JSHE3	SOD-323	Zener Diodes
BZT52B39JSHE3	SOD-323	Zener Diodes
BZT52B3V6JSHE3	SOD-323	Zener Diodes
BZT52B3V9JSHE3	SOD-323	Zener Diodes
BZT52B43JSHE3	SOD-323	Zener Diodes
BZT52B47JSHE3	SOD-323	Zener Diodes
BZT52B4V3JSHE3	SOD-323	Zener Diodes
BZT52B4V7JSHE3	SOD-323	Zener Diodes
BZT52B5V1JSHE3	SOD-323	Zener Diodes
BZT52B5V6JSHE3	SOD-323	Zener Diodes
BZT52B6V2JSHE3	SOD-323	Zener Diodes
BZT52B6V8JSHE3	SOD-323	Zener Diodes
BZT52B7V5JSHE3	SOD-323	Zener Diodes
BZT52B8V2JSHE3	SOD-323	Zener Diodes
BZT52B9V1JSHE3	SOD-323	Zener Diodes
BZT52C10SHE3	SOD-323	Zener Diodes
BZT52C11SHE3	SOD-323	Zener Diodes
BZT52C12SHE3	SOD-323	Zener Diodes
BZT52C13SHE3	SOD-323	Zener Diodes
BZT52C15SHE3	SOD-323	Zener Diodes
BZT52C16SHE3	SOD-323	Zener Diodes
BZT52C18SHE3	SOD-323	Zener Diodes
BZT52C20SHE3	SOD-323	Zener Diodes
BZT52C22SHE3	SOD-323	Zener Diodes
BZT52C24SHE3	SOD-323	Zener Diodes
BZT52C27SHE3	SOD-323	Zener Diodes
BZT52C2V4SHE3	SOD-323	Zener Diodes
BZT52C2V7SHE3	SOD-323	Zener Diodes
BZT52C30SHE3	SOD-323	Zener Diodes
BZT52C33SHE3	SOD-323	Zener Diodes
BZT52C36SHE3	SOD-323	Zener Diodes
BZT52C39SHE3	SOD-323	Zener Diodes
BZT52C3V0SHE3	SOD-323	Zener Diodes

Part Number	Package	Product Category
BZT52C3V3SHE3	SOD-323	Zener Diodes
BZT52C3V6SHE3	SOD-323	Zener Diodes
BZT52C3V9SHE3	SOD-323	Zener Diodes
BZT52C43SHE3	SOD-323	Zener Diodes
BZT52C47SHE3	SOD-323	Zener Diodes
BZT52C4V3SHE3	SOD-323	Zener Diodes
BZT52C4V7SHE3	SOD-323	Zener Diodes
BZT52C5V1SHE3	SOD-323	Zener Diodes
BZT52C5V6SHE3	SOD-323	Zener Diodes
BZT52C6V2SHE3	SOD-323	Zener Diodes
BZT52C6V8SHE3	SOD-323	Zener Diodes
BZT52C75SHE3	SOD-323	Zener Diodes
BZT52C7V5SHE3	SOD-323	Zener Diodes
BZT52C8V2SHE3	SOD-323	Zener Diodes
BZT52C9V1SHE3	SOD-323	Zener Diodes
BZX584B10HE3	SOD-523	Zener Diodes
BZX584B11HE3	SOD-523	Zener Diodes
BZX584B12HE3	SOD-523	Zener Diodes
BZX584B13HE3	SOD-523	Zener Diodes
BZX584B15HE3	SOD-523	Zener Diodes
BZX584B16HE3	SOD-523	Zener Diodes
BZX584B18HE3	SOD-523	Zener Diodes
BZX584B20HE3	SOD-523	Zener Diodes
BZX584B22HE3	SOD-523	Zener Diodes
BZX584B24HE3	SOD-523	Zener Diodes
BZX584B27HE3	SOD-523	Zener Diodes
BZX584B30HE3	SOD-523	Zener Diodes
BZX584B33HE3	SOD-523	Zener Diodes
BZX584B36HE3	SOD-523	Zener Diodes
BZX584B3V6HE3	SOD-523	Zener Diodes
BZX584B3V9HE3	SOD-523	Zener Diodes
BZX584B4V3HE3	SOD-523	Zener Diodes
BZX584B4V7HE3	SOD-523	Zener Diodes
BZX584B5V1HE3	SOD-523	Zener Diodes
BZX584B5V6HE3	SOD-523	Zener Diodes
BZX584B6V2HE3	SOD-523	Zener Diodes
BZX584B6V8HE3	SOD-523	Zener Diodes
BZX584B7V5HE3	SOD-523	Zener Diodes
BZX584B8V2HE3	SOD-523	Zener Diodes
BZX584B9V1HE3	SOD-523	Zener Diodes
BZX584C10HE3	SOD-523	Zener Diodes
BZX584C11HE3	SOD-523	Zener Diodes
BZX584C12HE3	SOD-523	Zener Diodes
BZX584C13HE3	SOD-523	Zener Diodes
BZX584C15HE3	SOD-523	Zener Diodes
BZX584C16HE3	SOD-523	Zener Diodes
BZX584C18HE3	SOD-523	Zener Diodes
BZX584C20HE3	SOD-523	Zener Diodes

AEC-Q101 Qualified

Part Number	Package	Product Category
BZX584C22HE3	SOD-523	Zener Diodes
BZX584C24HE3	SOD-523	Zener Diodes
BZX584C27HE3	SOT-23	Zener Diodes
BZX584C2V4HE3	SOT-23	Zener Diodes
BZX584C2V7HE3	SOT-23	Zener Diodes
BZX584C30HE3	SOT-23	Zener Diodes
BZX584C33HE3	SOT-23	Zener Diodes
BZX584C36HE3	SOT-23	Zener Diodes
BZX584C39HE3	SOT-23	Zener Diodes
BZX584C3V0HE3	SOT-23	Zener Diodes
BZX584C3V3HE3	SOT-23	Zener Diodes
BZX584C3V6HE3	SOT-23	Zener Diodes
BZX584C3V9HE3	SOT-23	Zener Diodes
BZX584C4V3HE3	SOT-23	Zener Diodes
BZX584C4V7HE3	SOT-23	Zener Diodes
BZX584C5V1HE3	SOT-23	Zener Diodes
BZX584C5V6HE3	SOT-23	Zener Diodes
BZX584C6V2HE3	SOT-23	Zener Diodes
BZX584C6V8HE3	SOT-23	Zener Diodes
BZX584C7V5HE3	SOT-23	Zener Diodes
BZX584C8V2HE3	SOT-23	Zener Diodes
BZX584C9V1HE3	SOT-23	Zener Diodes
AZ23B10HE3	SOT-23	Zener Diodes
AZ23B11HE3	SOT-23	Zener Diodes
AZ23B12HE3	SOT-23	Zener Diodes
AZ23B13HE3	SOT-23	Zener Diodes
AZ23B15HE3	SOT-23	Zener Diodes
AZ23B16HE3	SOT-23	Zener Diodes
AZ23B18HE3	SOT-23	Zener Diodes
AZ23B20HE3	SOT-23	Zener Diodes
AZ23B22HE3	SOT-23	Zener Diodes
AZ23B24HE3	SOT-23	Zener Diodes
AZ23B27HE3	SOT-23	Zener Diodes
AZ23B30HE3	SOT-23	Zener Diodes
AZ23B33HE3	SOT-23	Zener Diodes
AZ23B36HE3	SOT-23	Zener Diodes
AZ23B39HE3	SOT-23	Zener Diodes
AZ23B3V6HE3	SOT-23	Zener Diodes
AZ23B3V9HE3	SOT-23	Zener Diodes
AZ23B4V3HE3	SOT-23	Zener Diodes
AZ23B4V7HE3	SOT-23	Zener Diodes
AZ23B5V1HE3	SOT-23	Zener Diodes
AZ23B5V6HE3	SOT-23	Zener Diodes
AZ23B6V2HE3	SOT-23	Zener Diodes
AZ23B6V8HE3	SOT-23	Zener Diodes
AZ23B7V5HE3	SOT-23	Zener Diodes
AZ23B8V2HE3	SOT-23	Zener Diodes
AZ23B9V1HE3	SOT-23	Zener Diodes

Part Number	Package	Product Category
AZ23C10HE3	SOT-23	Zener Diodes
AZ23C11HE3	SOT-23	Zener Diodes
AZ23C12HE3	SOT-23	Zener Diodes
AZ23C13HE3	SOT-23	Zener Diodes
AZ23C15HE3	SOT-23	Zener Diodes
AZ23C16HE3	SOT-23	Zener Diodes
AZ23C18HE3	SOT-23	Zener Diodes
AZ23C20HE3	SOT-23	Zener Diodes
AZ23C22HE3	SOT-23	Zener Diodes
AZ23C24HE3	SOT-23	Zener Diodes
AZ23C27HE3	SOT-23	Zener Diodes
AZ23C2V4HE3	SOT-23	Zener Diodes
AZ23C2V7HE3	SOT-23	Zener Diodes
AZ23C30HE3	SOT-23	Zener Diodes
AZ23C33HE3	SOT-23	Zener Diodes
AZ23C36HE3	SOT-23	Zener Diodes
AZ23C39HE3	SOT-23	Zener Diodes
AZ23C3V0HE3	SOT-23	Zener Diodes
AZ23C3V3HE3	SOT-23	Zener Diodes
AZ23C3V6HE3	SOT-23	Zener Diodes
AZ23C3V9HE3	SOT-23	Zener Diodes
AZ23C4V3HE3	SOT-23	Zener Diodes
AZ23C4V7HE3	SOT-23	Zener Diodes
AZ23C5V1HE3	SOT-23	Zener Diodes
AZ23C5V6HE3	SOT-23	Zener Diodes
AZ23C6V2HE3	SOT-23	Zener Diodes
AZ23C6V8HE3	SOT-23	Zener Diodes
AZ23C7V5HE3	SOT-23	Zener Diodes
AZ23C8V2HE3	SOT-23	Zener Diodes
AZ23C9V1HE3	SOT-23	Zener Diodes
BZX84B10HE3	SOT-23	Zener Diodes
BZX84B11HE3	SOT-23	Zener Diodes
BZX84B12HE3	SOT-23	Zener Diodes
BZX84B13HE3	SOT-23	Zener Diodes
BZX84B15HE3	SOT-23	Zener Diodes
BZX84B16HE3	SOT-23	Zener Diodes
BZX84B18HE3	SOT-23	Zener Diodes
BZX84B20HE3	SOT-23	Zener Diodes
BZX84B22HE3	SOT-23	Zener Diodes
BZX84B24HE3	SOT-23	Zener Diodes
BZX84B27HE3	SOT-23	Zener Diodes
BZX84B30HE3	SOT-23	Zener Diodes
BZX84B33HE3	SOT-23	Zener Diodes
BZX84B36HE3	SOT-23	Zener Diodes
BZX84B4V3HE3	SOT-23	Zener Diodes
BZX84B4V7HE3	SOT-23	Zener Diodes
BZX84B5V1HE3	SOT-23	Zener Diodes
BZX84B5V6HE3	SOT-23	Zener Diodes

Part Number	Package	Product Category
BZX84B6V2HE3	SOT-23	Zener Diodes
BZX84B6V8HE3	SOT-23	Zener Diodes
BZX84B7V5HE3	SOT-23	Zener Diodes
BZX84B8V2HE3	SOT-23	Zener Diodes
BZX84B9V1HE3	SOT-23	Zener Diodes
BZX84C10HE3	SOT-23	Zener Diodes
BZX84C11HE3	SOT-23	Zener Diodes
BZX84C12HE3	SOT-23	Zener Diodes
BZX84C13HE3	SOT-23	Zener Diodes
BZX84C15HE3	SOT-23	Zener Diodes
BZX84C16HE3	SOT-23	Zener Diodes
BZX84C18HE3	SOT-23	Zener Diodes
BZX84C20HE3	SOT-23	Zener Diodes
BZX84C22HE3	SOT-23	Zener Diodes
BZX84C24HE3	SOT-23	Zener Diodes
BZX84C27HE3	SOT-23	Zener Diodes
BZX84C2V4HE3	SOT-23	Zener Diodes
BZX84C2V7HE3	SOT-23	Zener Diodes
BZX84C30HE3	SOT-23	Zener Diodes
BZX84C33HE3	SOT-23	Zener Diodes
BZX84C36HE3	SOT-23	Zener Diodes
BZX84C39HE3	SOT-23	Zener Diodes
BZX84C3V0HE3	SOT-23	Zener Diodes
BZX84C3V3HE3	SOT-23	Zener Diodes
BZX84C3V6HE3	SOT-23	Zener Diodes
BZX84C3V9HE3	SOT-23	Zener Diodes
BZX84C43HE3	SOT-23	Zener Diodes
BZX84C47HE3	SOT-23	Zener Diodes
BZX84C4V3HE3	SOT-23	Zener Diodes
BZX84C4V7HE3	SOT-23	Zener Diodes
BZX84C5V1HE3	SOT-23	Zener Diodes
BZX84C5V6HE3	SOT-23	Zener Diodes
BZX84C6V2HE3	SOT-23	Zener Diodes
BZX84C6V8HE3	SOT-23	Zener Diodes
BZX84C7V5HE3	SOT-23	Zener Diodes
BZX84C8V2HE3	SOT-23	Zener Diodes
BZX84C9V1HE3	SOT-23	Zener Diodes
DZ23C10HE3	SOT-23	Zener Diodes
DZ23C11HE3	SOT-23	Zener Diodes
DZ23C12HE3	SOT-23	Zener Diodes
DZ23C13HE3	SOT-23	Zener Diodes
DZ23C14HE3	SOT-23	Zener Diodes
DZ23C15HE3	SOT-23	Zener Diodes
DZ23C16HE3	SOT-23	Zener Diodes
DZ23C17HE3	SOT-23	Zener Diodes
DZ23C18HE3	SOT-23	Zener Diodes
DZ23C20HE3	SOT-23	Zener Diodes
DZ23C22HE3	SOT-23	Zener Diodes

AEC-Q101 Qualified

Part Number	Package	Product Category
DZ23C24HE3	SOT-23	Zener Diodes
DZ23C27HE3	SOT-23	Zener Diodes
DZ23C28HE3	SOT-23	Zener Diodes
DZ23C2V4HE3	SOT-23	Zener Diodes
DZ23C2V7HE3	SOT-23	Zener Diodes
DZ23C30HE3	SOT-23	Zener Diodes
DZ23C33HE3	SOT-23	Zener Diodes
DZ23C36HE3	SOT-23	Zener Diodes
DZ23C39HE3	SOT-23	Zener Diodes
DZ23C3V0HE3	SOT-23	Zener Diodes
DZ23C3V3HE3	SOT-23	Zener Diodes
DZ23C3V6HE3	SOT-23	Zener Diodes
DZ23C3V9HE3	SOT-23	Zener Diodes
DZ23C43HE3	SOT-23	Zener Diodes
DZ23C47HE3	SOT-23	Zener Diodes
DZ23C4V3HE3	SOT-23	Zener Diodes
DZ23C4V7HE3	SOT-23	Zener Diodes
DZ23C5V1HE3	SOT-23	Zener Diodes
DZ23C5V6HE3	SOT-23	Zener Diodes
DZ23C6V2HE3	SOT-23	Zener Diodes
DZ23C6V8HE3	SOT-23	Zener Diodes
DZ23C7V5HE3	SOT-23	Zener Diodes
DZ23C8V2HE3	SOT-23	Zener Diodes
DZ23C9V1HE3	SOT-23	Zener Diodes
MCMN2014HE3	DFN2020-6LE	Power Mosfets
MCG08P06HE3	DFN3333-8	Power Mosfets
MCAC25P10YHE3	DFN5060	Power Mosfets
MCAC38N10YHE3	DFN5060	Power Mosfets
MCAC60N10YAHE3	DFN5060	Power Mosfets
MCU18P10YHE3	DPAK	Power Mosfets
MCU45N10HE3	DPAK	Power Mosfets
2N7002KHE3	SOT-23	Small Signal Mosfets
SI2301AHE3	SOT-23	Small Signal Mosfets
SI2305BHE3	SOT-23	Small Signal Mosfets
SI2310AHE3	SOT-23	Small Signal Mosfets
SI2312HE3	SOT-23	Small Signal Mosfets
SI3400AHE3	SOT-23	Small Signal Mosfets
SI3401AHE3	SOT-23	Small Signal Mosfets
SI3404HE3	SOT-23	Small Signal Mosfets
SI3407HE3	SOT-23	Small Signal Mosfets
SI3415CHE3	SOT-23	Small Signal Mosfets
2N7002KWHE3	SOT-323	Small Signal Mosfets
SI2101AHE3	SOT-323	Small Signal Mosfets
SI2102AHE3	SOT-323	Small Signal Mosfets
2SK3019HE3	SOT-523	Small Signal Mosfets
ESD1524D3B	SOD-323	ESD Protection Devices
HSM24BHE3	SOT-23	ESD Protection Devices
SM24BHE3	SOT-23	ESD Protection Devices

Part Number	Package	Product Category
SM5S10A	DO-218AB	TVS
SM5S11A	DO-218AB	TVS
SM5S12A	DO-218AB	TVS
SM5S13A	DO-218AB	TVS
SM5S14A	DO-218AB	TVS
SM5S15A	DO-218AB	TVS
SM5S16A	DO-218AB	TVS
SM5S17A	DO-218AB	TVS
SM5S18A	DO-218AB	TVS
SM5S20A	DO-218AB	TVS
SM5S22A	DO-218AB	TVS
SM5S24A	DO-218AB	TVS
SM5S26A	DO-218AB	TVS
SM5S28A	DO-218AB	TVS
SM5S30A	DO-218AB	TVS
SM5S33A	DO-218AB	TVS
SM5S36A	DO-218AB	TVS
SM5S40A	DO-218AB	TVS
SM5S43A	DO-218AB	TVS
SM6S10A	DO-218AB	TVS
SM6S11A	DO-218AB	TVS
SM6S12A	DO-218AB	TVS
SM6S13A	DO-218AB	TVS
SM6S14A	DO-218AB	TVS
SM6S15A	DO-218AB	TVS
SM6S16A	DO-218AB	TVS
SM6S17A	DO-218AB	TVS
SM6S18A	DO-218AB	TVS
SM6S20A	DO-218AB	TVS
SM6S22A	DO-218AB	TVS
SM6S24A	DO-218AB	TVS
SM6S26A	DO-218AB	TVS
SM6S28A	DO-218AB	TVS
SM6S30A	DO-218AB	TVS
SM6S33A	DO-218AB	TVS
SM6S36A	DO-218AB	TVS
SM6S40A	DO-218AB	TVS
SM6S43A	DO-218AB	TVS
SM8S10A	DO-218AB	TVS
SM8S10AHE3	DO-218AB	TVS
SM8S11A	DO-218AB	TVS
SM8S11AHE3	DO-218AB	TVS
SM8S12A	DO-218AB	TVS
SM8S12AHE3	DO-218AB	TVS
SM8S13A	DO-218AB	TVS
SM8S13AHE3	DO-218AB	TVS
SM8S14A	DO-218AB	TVS
SM8S14AHE3	DO-218AB	TVS

Part Number	Package	Product Category
SM8S14CA	DO-218AB	TVS
SM8S14CAHE3	DO-218AB	TVS
SM8S15A	DO-218AB	TVS
SM8S15AHE3	DO-218AB	TVS
SM8S15CA	DO-218AB	TVS
SM8S15CAHE3	DO-218AB	TVS
SM8S16A	DO-218AB	TVS
SM8S16AHE3	DO-218AB	TVS
SM8S16CA	DO-218AB	TVS
SM8S16CAHE3	DO-218AB	TVS
SM8S17A	DO-218AB	TVS
SM8S17AHE3	DO-218AB	TVS
SM8S17CA	DO-218AB	TVS
SM8S17CAHE3	DO-218AB	TVS
SM8S18A	DO-218AB	TVS
SM8S18AHE3	DO-218AB	TVS
SM8S18CA	DO-218AB	TVS
SM8S18CAHE3	DO-218AB	TVS
SM8S20A	DO-218AB	TVS
SM8S20AHE3	DO-218AB	TVS
SM8S20CA	DO-218AB	TVS
SM8S20CAHE3	DO-218AB	TVS
SM8S22A	DO-218AB	TVS
SM8S22AHE3	DO-218AB	TVS
SM8S22CA	DO-218AB	TVS
SM8S22CAHE3	DO-218AB	TVS
SM8S24A	DO-218AB	TVS
SM8S24AHE3	DO-218AB	TVS
SM8S24CA	DO-218AB	TVS
SM8S24CAHE3	DO-218AB	TVS
SM8S26A	DO-218AB	TVS
SM8S26AHE3	DO-218AB	TVS
SM8S26CA	DO-218AB	TVS
SM8S26CAHE3	DO-218AB	TVS
SM8S28A	DO-218AB	TVS
SM8S28AHE3	DO-218AB	TVS
SM8S28CA	DO-218AB	TVS
SM8S28CAHE3	DO-218AB	TVS
SM8S30A	DO-218AB	TVS
SM8S30AHE3	DO-218AB	TVS
SM8S30CA	DO-218AB	TVS
SM8S30CAHE3	DO-218AB	TVS
SM8S33A	DO-218AB	TVS
SM8S33AHE3	DO-218AB	TVS
SM8S33CA	DO-218AB	TVS
SM8S33CAHE3	DO-218AB	TVS
SM8S36A	DO-218AB	TVS
SM8S36AHE3	DO-218AB	TVS

AEC-Q101 Qualified

Part Number	Package	Product Category
SM8S36CA	DO-218AB	TVS
SM8S36CAHE3	DO-218AB	TVS
SM8S40A	DO-218AB	TVS
SM8S40AHE3	DO-218AB	TVS
SM8S40CA	DO-218AB	TVS
SM8S40CAHE3	DO-218AB	TVS
SM8S43A	DO-218AB	TVS
SM8S43AHE3	DO-218AB	TVS
SM8S43CA	DO-218AB	TVS
SM8S43CAHE3	DO-218AB	TVS
SMA6J13AHE3	SMA	TVS
SMA6J13CAHE3	SMA	TVS
SMA6J14AHE3	SMA	TVS
SMA6J14CAHE3	SMA	TVS
SMA6J15AHE3	SMA	TVS
SMA6J15CAHE3	SMA	TVS
SMA6J16AHE3	SMA	TVS
SMA6J16CAHE3	SMA	TVS
SMA6J17AHE3	SMA	TVS
SMA6J17CAHE3	SMA	TVS
SMA6J18AHE3	SMA	TVS
SMA6J18CAHE3	SMA	TVS
SMA6J19AHE3	SMA	TVS
SMA6J19CAHE3	SMA	TVS
SMA6J20AHE3	SMA	TVS
SMA6J20CAHE3	SMA	TVS
SMA6J22AHE3	SMA	TVS
SMA6J22CAHE3	SMA	TVS
SMA6J24AHE3	SMA	TVS
SMA6J24CAHE3	SMA	TVS
SMA6J26AHE3	SMA	TVS
SMA6J26CAHE3	SMA	TVS
SMA6J28AHE3	SMA	TVS
SMA6J28CAHE3	SMA	TVS
SMA6J30AHE3	SMA	TVS
SMA6J30CAHE3	SMA	TVS
SMA6J33AHE3	SMA	TVS
SMA6J33CAHE3	SMA	TVS
SMA6J36AHE3	SMA	TVS
SMA6J36CAHE3	SMA	TVS
SMA6J40AHE3	SMA	TVS
SMA6J40CAHE3	SMA	TVS
SMAJ100AHE3	SMA	TVS
SMAJ100CAHE3	SMA	TVS
SMAJ10AHE3	SMA	TVS
SMAJ10CAHE3	SMA	TVS
SMAJ110AHE3	SMA	TVS
SMAJ110CAHE3	SMA	TVS

Part Number	Package	Product Category
SMAJ11AHE3	SMA	TVS
SMAJ11CAHE3	SMA	TVS
SMAJ120AHE3	SMA	TVS
SMAJ120CAHE3	SMA	TVS
SMAJ12AHE3	SMA	TVS
SMAJ12CAHE3	SMA	TVS
SMAJ130AHE3	SMA	TVS
SMAJ130CAHE3	SMA	TVS
SMAJ13AHE3	SMA	TVS
SMAJ13CAHE3	SMA	TVS
SMAJ140AHE3	SMA	TVS
SMAJ140CAHE3	SMA	TVS
SMAJ14AHE3	SMA	TVS
SMAJ14CAHE3	SMA	TVS
SMAJ150AHE3	SMA	TVS
SMAJ150CAHE3	SMA	TVS
SMAJ15AHE3	SMA	TVS
SMAJ15CAHE3	SMA	TVS
SMAJ160AHE3	SMA	TVS
SMAJ160CAHE3	SMA	TVS
SMAJ16AHE3	SMA	TVS
SMAJ16CAHE3	SMA	TVS
SMAJ170AHE3	SMA	TVS
SMAJ170CAHE3	SMA	TVS
SMAJ17AHE3	SMA	TVS
SMAJ17CAHE3	SMA	TVS
SMAJ180AHE3	SMA	TVS
SMAJ180CAHE3	SMA	TVS
SMAJ18AHE3	SMA	TVS
SMAJ18CAHE3	SMA	TVS
SMAJ190AHE3	SMA	TVS
SMAJ190CAHE3	SMA	TVS
SMAJ20AHE3	SMA	TVS
SMAJ20CAHE3	SMA	TVS
SMAJ22AHE3	SMA	TVS
SMAJ22CAHE3	SMA	TVS
SMAJ24AHE3	SMA	TVS
SMAJ24CAHE3	SMA	TVS
SMAJ26AHE3	SMA	TVS
SMAJ26CAHE3	SMA	TVS
SMAJ28AHE3	SMA	TVS
SMAJ28CAHE3	SMA	TVS
SMAJ30AHE3	SMA	TVS
SMAJ30CAHE3	SMA	TVS
SMAJ33AHE3	SMA	TVS
SMAJ33CAHE3	SMA	TVS
SMAJ36AHE3	SMA	TVS
SMAJ36CAHE3	SMA	TVS

Part Number	Package	Product Category
SMAJ40AHE3	SMA	TVS
SMAJ40CAHE3	SMA	TVS
SMAJ43AHE3	SMA	TVS
SMAJ43CAHE3	SMA	TVS
SMAJ45AHE3	SMA	TVS
SMAJ45CAHE3	SMA	TVS
SMAJ48AHE3	SMA	TVS
SMAJ48CAHE3	SMA	TVS
SMAJ51AHE3	SMA	TVS
SMAJ51CAHE3	SMA	TVS
SMAJ54AHE3	SMA	TVS
SMAJ54CAHE3	SMA	TVS
SMAJ58AHE3	SMA	TVS
SMAJ58CAHE3	SMA	TVS
SMAJ60AHE3	SMA	TVS
SMAJ60CAHE3	SMA	TVS
SMAJ64AHE3	SMA	TVS
SMAJ64CAHE3	SMA	TVS
SMAJ70AHE3	SMA	TVS
SMAJ70CAHE3	SMA	TVS
SMAJ75AHE3	SMA	TVS
SMAJ75CAHE3	SMA	TVS
SMAJ78AHE3	SMA	TVS
SMAJ78CAHE3	SMA	TVS
SMAJ80AHE3	SMA	TVS
SMAJ80CAHE3	SMA	TVS
SMAJ85AHE3	SMA	TVS
SMAJ85CAHE3	SMA	TVS
SMAJ90AHE3	SMA	TVS
SMAJ90CAHE3	SMA	TVS
SMAJP4KE100AHE3	SMA	TVS
SMAJP4KE100CAHE3	SMA	TVS
SMAJP4KE110AHE3	SMA	TVS
SMAJP4KE110CAHE3	SMA	TVS
SMAJP4KE120AHE3	SMA	TVS
SMAJP4KE120CAHE3	SMA	TVS
SMAJP4KE12AHE3	SMA	TVS
SMAJP4KE12CAHE3	SMA	TVS
SMAJP4KE130AHE3	SMA	TVS
SMAJP4KE130CAHE3	SMA	TVS
SMAJP4KE13AHE3	SMA	TVS
SMAJP4KE13CAHE3	SMA	TVS
SMAJP4KE150AHE3	SMA	TVS
SMAJP4KE150CAHE3	SMA	TVS
SMAJP4KE15AHE3	SMA	TVS
SMAJP4KE15CAHE3	SMA	TVS
SMAJP4KE160AHE3	SMA	TVS
SMAJP4KE160CAHE3	SMA	TVS

AEC-Q101 Qualified

Part Number	Package	Product Category
SMAJP4KE16AHE3	SMA	TVS
SMAJP4KE16CAHE3	SMA	TVS
SMAJP4KE170AHE3	SMA	TVS
SMAJP4KE170CAHE3	SMA	TVS
SMAJP4KE180AHE3	SMA	TVS
SMAJP4KE180CAHE3	SMA	TVS
SMAJP4KE18AHE3	SMA	TVS
SMAJP4KE18CAHE3	SMA	TVS
SMAJP4KE200AHE3	SMA	TVS
SMAJP4KE200CAHE3	SMA	TVS
SMAJP4KE20AHE3	SMA	TVS
SMAJP4KE20CAHE3	SMA	TVS
SMAJP4KE220AHE3	SMA	TVS
SMAJP4KE220CAHE3	SMA	TVS
SMAJP4KE22AHE3	SMA	TVS
SMAJP4KE22CAHE3	SMA	TVS
SMAJP4KE24AHE3	SMA	TVS
SMAJP4KE24CAHE3	SMA	TVS
SMAJP4KE27AHE3	SMA	TVS
SMAJP4KE27CAHE3	SMA	TVS
SMAJP4KE30AHE3	SMA	TVS
SMAJP4KE30CAHE3	SMA	TVS
SMAJP4KE33AHE3	SMA	TVS
SMAJP4KE33CAHE3	SMA	TVS
SMAJP4KE36AHE3	SMA	TVS
SMAJP4KE36CAHE3	SMA	TVS
SMAJP4KE39AHE3	SMA	TVS
SMAJP4KE39CAHE3	SMA	TVS
SMAJP4KE43AHE3	SMA	TVS
SMAJP4KE43CAHE3	SMA	TVS
SMAJP4KE47AHE3	SMA	TVS
SMAJP4KE47CAHE3	SMA	TVS
SMAJP4KE51AHE3	SMA	TVS
SMAJP4KE51CAHE3	SMA	TVS
SMAJP4KE56AHE3	SMA	TVS
SMAJP4KE56CAHE3	SMA	TVS
SMAJP4KE62AHE3	SMA	TVS
SMAJP4KE62CAHE3	SMA	TVS
SMAJP4KE68AHE3	SMA	TVS
SMAJP4KE68CAHE3	SMA	TVS
SMAJP4KE75AHE3	SMA	TVS
SMAJP4KE75CAHE3	SMA	TVS
SMAJP4KE82AHE3	SMA	TVS
SMAJP4KE82CAHE3	SMA	TVS
SMAJP4KE91AHE3	SMA	TVS
SMAJP4KE91CAHE3	SMA	TVS
SMBJ100AHE3	SMB	TVS
SMBJ100CAHE3	SMB	TVS

Part Number	Package	Product Category
SMBJ10AHE3	SMB	TVS
SMBJ10CAHE3	SMB	TVS
SMBJ110AHE3	SMB	TVS
SMBJ110CAHE3	SMB	TVS
SMBJ11AHE3	SMB	TVS
SMBJ11CAHE3	SMB	TVS
SMBJ120AHE3	SMB	TVS
SMBJ120CAHE3	SMB	TVS
SMBJ12AHE3	SMB	TVS
SMBJ12CAHE3	SMB	TVS
SMBJ130AHE3	SMB	TVS
SMBJ130CAHE3	SMB	TVS
SMBJ13AHE3	SMB	TVS
SMBJ13CAHE3	SMB	TVS
SMBJ140AHE3	SMB	TVS
SMBJ140CAHE3	SMB	TVS
SMBJ14AHE3	SMB	TVS
SMBJ14CAHE3	SMB	TVS
SMBJ150AHE3	SMB	TVS
SMBJ150CAHE3	SMB	TVS
SMBJ15AHE3	SMB	TVS
SMBJ15CAHE3	SMB	TVS
SMBJ160AHE3	SMB	TVS
SMBJ160CAHE3	SMB	TVS
SMBJ16AHE3	SMB	TVS
SMBJ16CAHE3	SMB	TVS
SMBJ170AHE3	SMB	TVS
SMBJ170CAHE3	SMB	TVS
SMBJ17AHE3	SMB	TVS
SMBJ17CAHE3	SMB	TVS
SMBJ180AHE3	SMB	TVS
SMBJ180CAHE3	SMB	TVS
SMBJ18AHE3	SMB	TVS
SMBJ18CAHE3	SMB	TVS
SMBJ190AHE3	SMB	TVS
SMBJ190CAHE3	SMB	TVS
SMBJ20AHE3	SMB	TVS
SMBJ20CAHE3	SMB	TVS
SMBJ22AHE3	SMB	TVS
SMBJ22CAHE3	SMB	TVS
SMBJ24AHE3	SMB	TVS
SMBJ24CAHE3	SMB	TVS
SMBJ26AHE3	SMB	TVS
SMBJ26CAHE3	SMB	TVS
SMBJ28AHE3	SMB	TVS
SMBJ28CAHE3	SMB	TVS
SMBJ30AHE3	SMB	TVS
SMBJ30CAHE3	SMB	TVS

Part Number	Package	Product Category
SMBJ33AHE3	SMB	TVS
SMBJ33CAHE3	SMB	TVS
SMBJ36AHE3	SMB	TVS
SMBJ36CAHE3	SMB	TVS
SMBJ40AHE3	SMB	TVS
SMBJ40CAHE3	SMB	TVS
SMBJ43AHE3	SMB	TVS
SMBJ43CAHE3	SMB	TVS
SMBJ45AHE3	SMB	TVS
SMBJ45CAHE3	SMB	TVS
SMBJ48AHE3	SMB	TVS
SMBJ48CAHE3	SMB	TVS
SMBJ51AHE3	SMB	TVS
SMBJ51CAHE3	SMB	TVS
SMBJ54AHE3	SMB	TVS
SMBJ54CAHE3	SMB	TVS
SMBJ58AHE3	SMB	TVS
SMBJ58CAHE3	SMB	TVS
SMBJ60AHE3	SMB	TVS
SMBJ60CAHE3	SMB	TVS
SMBJ64AHE3	SMB	TVS
SMBJ64CAHE3	SMB	TVS
SMBJ70AHE3	SMB	TVS
SMBJ70CAHE3	SMB	TVS
SMBJ75AHE3	SMB	TVS
SMBJ75CAHE3	SMB	TVS
SMBJ78AHE3	SMB	TVS
SMBJ78CAHE3	SMB	TVS
SMBJ80AHE3	SMB	TVS
SMBJ80CAHE3	SMB	TVS
SMBJ85AHE3	SMB	TVS
SMBJ85CAHE3	SMB	TVS
SMBJ90AHE3	SMB	TVS
SMBJ90CAHE3	SMB	TVS
SMBJP6KE110AHE3	SMB	TVS
SMBJP6KE110CAHE3	SMB	TVS
SMBJP6KE120AHE3	SMB	TVS
SMBJP6KE120CAHE3	SMB	TVS
SMBJP6KE12AHE3	SMB	TVS
SMBJP6KE12CAHE3	SMB	TVS
SMBJP6KE130AHE3	SMB	TVS
SMBJP6KE130CAHE3	SMB	TVS
SMBJP6KE13AHE3	SMB	TVS
SMBJP6KE13CAHE3	SMB	TVS
SMBJP6KE150AHE3	SMB	TVS
SMBJP6KE150CAHE3	SMB	TVS
SMBJP6KE15AHE3	SMB	TVS
SMBJP6KE15CAHE3	SMB	TVS

AEC-Q101 Qualified

Part Number	Package	Product Category
SMBJP6KE160AHE3	SMB	TVS
SMBJP6KE160CAHE3	SMB	TVS
SMBJP6KE16AHE3	SMB	TVS
SMBJP6KE16CAHE3	SMB	TVS
SMBJP6KE170AHE3	SMB	TVS
SMBJP6KE170CAHE3	SMB	TVS
SMBJP6KE180AHE3	SMB	TVS
SMBJP6KE180CAHE3	SMB	TVS
SMBJP6KE18AHE3	SMB	TVS
SMBJP6KE18CAHE3	SMB	TVS
SMBJP6KE200AHE3	SMB	TVS
SMBJP6KE200CAHE3	SMB	TVS
SMBJP6KE20AHE3	SMB	TVS
SMBJP6KE20CAHE3	SMB	TVS
SMBJP6KE220AHE3	SMB	TVS
SMBJP6KE220CAHE3	SMB	TVS
SMBJP6KE22AHE3	SMB	TVS
SMBJP6KE22CAHE3	SMB	TVS
SMBJP6KE24AHE3	SMB	TVS
SMBJP6KE24CAHE3	SMB	TVS
SMBJP6KE27AHE3	SMB	TVS
SMBJP6KE27CAHE3	SMB	TVS
SMBJP6KE30AHE3	SMB	TVS
SMBJP6KE30CAHE3	SMB	TVS
SMBJP6KE33AHE3	SMB	TVS
SMBJP6KE33CAHE3	SMB	TVS
SMBJP6KE36AHE3	SMB	TVS
SMBJP6KE36CAHE3	SMB	TVS
SMBJP6KE39AHE3	SMB	TVS
SMBJP6KE39CAHE3	SMB	TVS
SMBJP6KE43AHE3	SMB	TVS
SMBJP6KE43CAHE3	SMB	TVS
SMBJP6KE47AHE3	SMB	TVS
SMBJP6KE47CAHE3	SMB	TVS
SMBJP6KE51AHE3	SMB	TVS
SMBJP6KE51CAHE3	SMB	TVS
SMBJP6KE56AHE3	SMB	TVS
SMBJP6KE56CAHE3	SMB	TVS
SMBJP6KE62AHE3	SMB	TVS
SMBJP6KE62CAHE3	SMB	TVS
SMBJP6KE68AHE3	SMB	TVS
SMBJP6KE68CAHE3	SMB	TVS
SMBJP6KE75AHE3	SMB	TVS
SMBJP6KE75CAHE3	SMB	TVS
SMBJP6KE82AHE3	SMB	TVS
SMBJP6KE82CAHE3	SMB	TVS
SMBJP6KE91AHE3	SMB	TVS
SMBJP6KE91CAHE3	SMB	TVS

Part Number	Package	Product Category
5.0SMLJ10AHE3	SMC	TVS
5.0SMLJ10CAHE3	SMC	TVS
5.0SMLJ11AHE3	SMC	TVS
5.0SMLJ11CAHE3	SMC	TVS
5.0SMLJ12AHE3	SMC	TVS
5.0SMLJ12CAHE3	SMC	TVS
5.0SMLJ13AHE3	SMC	TVS
5.0SMLJ13CAHE3	SMC	TVS
5.0SMLJ14AHE3	SMC	TVS
5.0SMLJ14CAHE3	SMC	TVS
5.0SMLJ15AHE3	SMC	TVS
5.0SMLJ15CAHE3	SMC	TVS
5.0SMLJ16AHE3	SMC	TVS
5.0SMLJ16CAHE3	SMC	TVS
5.0SMLJ17AHE3	SMC	TVS
5.0SMLJ17CAHE3	SMC	TVS
5.0SMLJ18AHE3	SMC	TVS
5.0SMLJ18CAHE3	SMC	TVS
5.0SMLJ19AHE3	SMC	TVS
5.0SMLJ19CAHE3	SMC	TVS
5.0SMLJ20AHE3	SMC	TVS
5.0SMLJ20CAHE3	SMC	TVS
5.0SMLJ22AHE3	SMC	TVS
5.0SMLJ22CAHE3	SMC	TVS
5.0SMLJ24AHE3	SMC	TVS
5.0SMLJ24CAHE3	SMC	TVS
5.0SMLJ26AHE3	SMC	TVS
5.0SMLJ26CAHE3	SMC	TVS
5.0SMLJ28AHE3	SMC	TVS
5.0SMLJ28CAHE3	SMC	TVS
5.0SMLJ30AHE3	SMC	TVS
5.0SMLJ30CAHE3	SMC	TVS
5.0SMLJ33AHE3	SMC	TVS
5.0SMLJ33CAHE3	SMC	TVS
5.0SMLJ36AHE3	SMC	TVS
5.0SMLJ36CAHE3	SMC	TVS
5.0SMLJ40AHE3	SMC	TVS
5.0SMLJ40CAHE3	SMC	TVS
5.0SMLJ43AHE3	SMC	TVS
5.0SMLJ43CAHE3	SMC	TVS
5.0SMLJ45AHE3	SMC	TVS
5.0SMLJ45CAHE3	SMC	TVS
5.0SMLJ48AHE3	SMC	TVS
5.0SMLJ48CAHE3	SMC	TVS
5.0SMLJ51AHE3	SMC	TVS
5.0SMLJ51CAHE3	SMC	TVS
5.0SMLJ54AHE3	SMC	TVS
5.0SMLJ54CAHE3	SMC	TVS

Part Number	Package	Product Category
5.0SMLJ58AHE3	SMC	TVS
5.0SMLJ58CAHE3	SMC	TVS
SMCJ1.5KE100AHE3	SMC	TVS
SMCJ1.5KE100CAHE3	SMC	TVS
SMCJ1.5KE110AHE3	SMC	TVS
SMCJ1.5KE110CAHE3	SMC	TVS
SMCJ1.5KE120AHE3	SMC	TVS
SMCJ1.5KE120CAHE3	SMC	TVS
SMCJ1.5KE12AHE3	SMC	TVS
SMCJ1.5KE12CAHE3	SMC	TVS
SMCJ1.5KE130AHE3	SMC	TVS
SMCJ1.5KE130CAHE3	SMC	TVS
SMCJ1.5KE13AHE3	SMC	TVS
SMCJ1.5KE13CAHE3	SMC	TVS
SMCJ1.5KE150AHE3	SMC	TVS
SMCJ1.5KE150CAHE3	SMC	TVS
SMCJ1.5KE15AHE3	SMC	TVS
SMCJ1.5KE15CAHE3	SMC	TVS
SMCJ1.5KE160AHE3	SMC	TVS
SMCJ1.5KE160CAHE3	SMC	TVS
SMCJ1.5KE16AHE3	SMC	TVS
SMCJ1.5KE16CAHE3	SMC	TVS
SMCJ1.5KE170AHE3	SMC	TVS
SMCJ1.5KE170CAHE3	SMC	TVS
SMCJ1.5KE180AHE3	SMC	TVS
SMCJ1.5KE180CAHE3	SMC	TVS
SMCJ1.5KE18AHE3	SMC	TVS
SMCJ1.5KE18CAHE3	SMC	TVS
SMCJ1.5KE200AHE3	SMC	TVS
SMCJ1.5KE200CAHE3	SMC	TVS
SMCJ1.5KE20AHE3	SMC	TVS
SMCJ1.5KE20CAHE3	SMC	TVS
SMCJ1.5KE220AHE3	SMC	TVS
SMCJ1.5KE220CAHE3	SMC	TVS
SMCJ1.5KE22AHE3	SMC	TVS
SMCJ1.5KE22CAHE3	SMC	TVS
SMCJ1.5KE24AHE3	SMC	TVS
SMCJ1.5KE24CAHE3	SMC	TVS
SMCJ1.5KE27AHE3	SMC	TVS
SMCJ1.5KE27CAHE3	SMC	TVS
SMCJ1.5KE30AHE3	SMC	TVS
SMCJ1.5KE30CAHE3	SMC	TVS
SMCJ1.5KE33AHE3	SMC	TVS
SMCJ1.5KE33CAHE3	SMC	TVS
SMCJ1.5KE36AHE3	SMC	TVS
SMCJ1.5KE36CAHE3	SMC	TVS
SMCJ1.5KE39AHE3	SMC	TVS
SMCJ1.5KE39CAHE3	SMC	TVS

AEC-Q101 Qualified

Part Number	Package	Product Category
SMCJ1.5KE43AHE3	SMC	TVS
SMCJ1.5KE43CAHE3	SMC	TVS
SMCJ1.5KE47AHE3	SMC	TVS
SMCJ1.5KE47CAHE3	SMC	TVS
SMCJ1.5KE51AHE3	SMC	TVS
SMCJ1.5KE51CAHE3	SMC	TVS
SMCJ1.5KE56AHE3	SMC	TVS
SMCJ1.5KE56CAHE3	SMC	TVS
SMCJ1.5KE62AHE3	SMC	TVS
SMCJ1.5KE62CAHE3	SMC	TVS
SMCJ1.5KE68AHE3	SMC	TVS
SMCJ1.5KE68CAHE3	SMC	TVS
SMCJ1.5KE75AHE3	SMC	TVS
SMCJ1.5KE75CAHE3	SMC	TVS
SMCJ1.5KE82AHE3	SMC	TVS
SMCJ1.5KE82CAHE3	SMC	TVS
SMCJ1.5KE91AHE3	SMC	TVS
SMCJ1.5KE91CAHE3	SMC	TVS
SMCJ100AHE3	SMC	TVS
SMCJ100CAHE3	SMC	TVS
SMCJ10AHE3	SMC	TVS
SMCJ10CAHE3	SMC	TVS
SMCJ110AHE3	SMC	TVS
SMCJ110CAHE3	SMC	TVS
SMCJ11AHE3	SMC	TVS
SMCJ11CAHE3	SMC	TVS
SMCJ120AHE3	SMC	TVS
SMCJ120CAHE3	SMC	TVS
SMCJ12AHE3	SMC	TVS
SMCJ12CAHE3	SMC	TVS
SMCJ130AHE3	SMC	TVS
SMCJ130CAHE3	SMC	TVS
SMCJ13AHE3	SMC	TVS
SMCJ13CAHE3	SMC	TVS
SMCJ14AHE3	SMC	TVS
SMCJ14CAHE3	SMC	TVS
SMCJ150AHE3	SMC	TVS
SMCJ150CAHE3	SMC	TVS
SMCJ15AHE3	SMC	TVS
SMCJ15CAHE3	SMC	TVS
SMCJ160AHE3	SMC	TVS
SMCJ160CAHE3	SMC	TVS
SMCJ16AHE3	SMC	TVS
SMCJ16CAHE3	SMC	TVS
SMCJ170AHE3	SMC	TVS
SMCJ170CAHE3	SMC	TVS
SMCJ17AHE3	SMC	TVS
SMCJ17CAHE3	SMC	TVS

Part Number	Package	Product Category
SMCJ180AHE3	SMC	TVS
SMCJ180CAHE3	SMC	TVS
SMCJ18AHE3	SMC	TVS
SMCJ18CAHE3	SMC	TVS
SMCJ190AHE3	SMC	TVS
SMCJ190CAHE3	SMC	TVS
SMCJ20AHE3	SMC	TVS
SMCJ20CAHE3	SMC	TVS
SMCJ22AHE3	SMC	TVS
SMCJ22CAHE3	SMC	TVS
SMCJ24AHE3	SMC	TVS
SMCJ24CAHE3	SMC	TVS
SMCJ26AHE3	SMC	TVS
SMCJ26CAHE3	SMC	TVS
SMCJ28AHE3	SMC	TVS
SMCJ28CAHE3	SMC	TVS
SMCJ30AHE3	SMC	TVS
SMCJ30CAHE3	SMC	TVS
SMCJ33AHE3	SMC	TVS
SMCJ33CAHE3	SMC	TVS
SMCJ36AHE3	SMC	TVS
SMCJ36CAHE3	SMC	TVS
SMCJ40AHE3	SMC	TVS
SMCJ40CAHE3	SMC	TVS
SMCJ43AHE3	SMC	TVS
SMCJ43CAHE3	SMC	TVS
SMCJ45AHE3	SMC	TVS
SMCJ45CAHE3	SMC	TVS
SMCJ48AHE3	SMC	TVS
SMCJ48CAHE3	SMC	TVS
SMCJ51AHE3	SMC	TVS
SMCJ51CAHE3	SMC	TVS
SMCJ54AHE3	SMC	TVS
SMCJ54CAHE3	SMC	TVS
SMCJ58AHE3	SMC	TVS
SMCJ58CAHE3	SMC	TVS
SMCJ60AHE3	SMC	TVS
SMCJ60CAHE3	SMC	TVS
SMCJ64AHE3	SMC	TVS
SMCJ64CAHE3	SMC	TVS
SMCJ70AHE3	SMC	TVS
SMCJ70CAHE3	SMC	TVS
SMCJ75AHE3	SMC	TVS
SMCJ75CAHE3	SMC	TVS
SMCJ78AHE3	SMC	TVS
SMCJ78CAHE3	SMC	TVS
SMCJ80AHE3	SMC	TVS
SMCJ80CAHE3	SMC	TVS

Part Number	Package	Product Category
SMCJ85AHE3	SMC	TVS
SMCJ85CAHE3	SMC	TVS
SMCJ90AHE3	SMC	TVS
SMCJ90CAHE3	SMC	TVS
SMLJ10AHE3	SMC	TVS
SMLJ10AHE3A	SMC	TVS
SMLJ10CAHE3	SMC	TVS
SMLJ10CAHE3A	SMC	TVS
SMLJ11AHE3	SMC	TVS
SMLJ11AHE3A	SMC	TVS
SMLJ11CAHE3	SMC	TVS
SMLJ11CAHE3A	SMC	TVS
SMLJ12AHE3	SMC	TVS
SMLJ12AHE3A	SMC	TVS
SMLJ12CAHE3	SMC	TVS
SMLJ12CAHE3A	SMC	TVS
SMLJ13AHE3	SMC	TVS
SMLJ13AHE3A	SMC	TVS
SMLJ13CAHE3	SMC	TVS
SMLJ13CAHE3A	SMC	TVS
SMLJ14AHE3	SMC	TVS
SMLJ14AHE3A	SMC	TVS
SMLJ14CAHE3	SMC	TVS
SMLJ14CAHE3A	SMC	TVS
SMLJ15AHE3	SMC	TVS
SMLJ15AHE3A	SMC	TVS
SMLJ15CAHE3	SMC	TVS
SMLJ15CAHE3A	SMC	TVS
SMLJ16AHE3	SMC	TVS
SMLJ16AHE3A	SMC	TVS
SMLJ16CAHE3	SMC	TVS
SMLJ16CAHE3A	SMC	TVS
SMLJ17AHE3	SMC	TVS
SMLJ17AHE3A	SMC	TVS
SMLJ17CAHE3	SMC	TVS
SMLJ17CAHE3A	SMC	TVS
SMLJ18AHE3	SMC	TVS
SMLJ18AHE3A	SMC	TVS
SMLJ18CAHE3	SMC	TVS
SMLJ18CAHE3A	SMC	TVS
SMLJ20AHE3	SMC	TVS
SMLJ20AHE3A	SMC	TVS
SMLJ20CAHE3	SMC	TVS
SMLJ20CAHE3A	SMC	TVS
SMLJ22AHE3	SMC	TVS
SMLJ22AHE3A	SMC	TVS
SMLJ22CAHE3	SMC	TVS
SMLJ22CAHE3A	SMC	TVS

AEC-Q101 Qualified

Part Number	Package	Product Category
SMLJ24AHE3	SMC	TVS
SMLJ24AHE3A	SMC	TVS
SMLJ24CAHE3	SMC	TVS
SMLJ24CAHE3A	SMC	TVS
SMLJ26AHE3	SMC	TVS
SMLJ26AHE3A	SMC	TVS
SMLJ26CAHE3	SMC	TVS
SMLJ26CAHE3A	SMC	TVS
SMLJ28AHE3	SMC	TVS
SMLJ28AHE3A	SMC	TVS
SMLJ28CAHE3	SMC	TVS
SMLJ28CAHE3A	SMC	TVS
SMLJ30AHE3	SMC	TVS
SMLJ30AHE3A	SMC	TVS
SMLJ30CAHE3	SMC	TVS
SMLJ30CAHE3A	SMC	TVS
SMLJ33AHE3	SMC	TVS
SMLJ33AHE3A	SMC	TVS
SMLJ33CAHE3	SMC	TVS
SMLJ33CAHE3A	SMC	TVS
SMLJ36AHE3	SMC	TVS
SMLJ36AHE3A	SMC	TVS
SMLJ36CAHE3	SMC	TVS
SMLJ36CAHE3A	SMC	TVS
SMLJ40AHE3	SMC	TVS
SMLJ40AHE3A	SMC	TVS
SMLJ40CAHE3	SMC	TVS
SMLJ40CAHE3A	SMC	TVS
SMLJ43AHE3	SMC	TVS
SMLJ43AHE3A	SMC	TVS
SMLJ43CAHE3	SMC	TVS
SMLJ43CAHE3A	SMC	TVS
SMLJ45AHE3A	SMC	TVS
SMLJ45CAHE3A	SMC	TVS
SMLJ48AHE3A	SMC	TVS
SMLJ48CAHE3A	SMC	TVS
SMF100AHE3	SOD-123FL	TVS
SMF10AHE3	SOD-123FL	TVS
SMF11AHE3	SOD-123FL	TVS
SMF12AHE3	SOD-123FL	TVS
SMF13AHE3	SOD-123FL	TVS
SMF14AHE3	SOD-123FL	TVS
SMF15AHE3	SOD-123FL	TVS
SMF16AHE3	SOD-123FL	TVS
SMF17AHE3	SOD-123FL	TVS
SMF18AHE3	SOD-123FL	TVS
SMF19AHE3	SOD-123FL	TVS
SMF20AHE3	SOD-123FL	TVS

Part Number	Package	Product Category
SMF22AHE3	SOD-123FL	TVS
SMF24AHE3	SOD-123FL	TVS
SMF26AHE3	SOD-123FL	TVS
SMF28AHE3	SOD-123FL	TVS
SMF30AHE3	SOD-123FL	TVS
SMF33AHE3	SOD-123FL	TVS
SMF36AHE3	SOD-123FL	TVS
SMF40AHE3	SOD-123FL	TVS
SMF43AHE3	SOD-123FL	TVS
SMF45AHE3	SOD-123FL	TVS
SMF48AHE3	SOD-123FL	TVS
SMF51AHE3	SOD-123FL	TVS
SMF54AHE3	SOD-123FL	TVS
SMF58AHE3	SOD-123FL	TVS
SMF60AHE3	SOD-123FL	TVS
SMF64AHE3	SOD-123FL	TVS
SMF7.0AHE3	SOD-123FL	TVS
SMF7.5AHE3	SOD-123FL	TVS
SMF70AHE3	SOD-123FL	TVS
SMF75AHE3	SOD-123FL	TVS
SMF78AHE3	SOD-123FL	TVS
SMF8.0AHE3	SOD-123FL	TVS
SMF8.5AHE3	SOD-123FL	TVS
SMF85AHE3	SOD-123FL	TVS
SMF9.0AHE3	SOD-123FL	TVS
SMF90AHE3	SOD-123FL	TVS
MJD31CHE3	DPAK	Medium Power Bipolar Transistors
BCP56-16HE3	SOT-223	Medium Power Bipolar Transistors
BCX56-16HE3	SOT-89	Medium Power Bipolar Transistors
2SB1198HE3-R	SOT-23	Small Signal Bipolar Transistors
2SD1782HE3-R	SOT-23	Small Signal Bipolar Transistors
BC807-16HE3	SOT-23	Small Signal Bipolar Transistors
BC807-25HE3	SOT-23	Small Signal Bipolar Transistors
BC807-40HE3	SOT-23	Small Signal Bipolar Transistors
BC817-16HE3	SOT-23	Small Signal Bipolar Transistors
BC817-25HE3	SOT-23	Small Signal Bipolar Transistors
BC817-40HE3	SOT-23	Small Signal Bipolar Transistors
BC846AHE3	SOT-23	Small Signal Bipolar Transistors
BC846BHE3	SOT-23	Small Signal Bipolar Transistors
BC847AHE3	SOT-23	Small Signal Bipolar Transistors
BC847BHE3	SOT-23	Small Signal Bipolar Transistors
BC847CHE3	SOT-23	Small Signal Bipolar Transistors
BC848AHE3	SOT-23	Small Signal Bipolar Transistors
BC848BHE3	SOT-23	Small Signal Bipolar Transistors
BC848CHE3	SOT-23	Small Signal Bipolar Transistors
BC856AHE3	SOT-23	Small Signal Bipolar Transistors
BC856BHE3	SOT-23	Small Signal Bipolar Transistors
BC857AHE3	SOT-23	Small Signal Bipolar Transistors

Part Number	Package	Product Category
BC857BHE3	SOT-23	Small Signal Bipolar Transistors
MMBT2222AHE3	SOT-23	Small Signal Bipolar Transistors
MMBT2907AHE3	SOT-23	Small Signal Bipolar Transistors
MMBT3904HE3	SOT-23	Small Signal Bipolar Transistors
MMBT3906HE3	SOT-23	Small Signal Bipolar Transistors
MMBT4401HE3	SOT-23	Small Signal Bipolar Transistors
MMBT4403HE3	SOT-23	Small Signal Bipolar Transistors
MMBT5401HE3	SOT-23	Small Signal Bipolar Transistors
MMBT5551HE3	SOT-23	Small Signal Bipolar Transistors
MMBTA42HE3	SOT-23	Small Signal Bipolar Transistors
MMBTA92HE3	SOT-23	Small Signal Bipolar Transistors
MMS8050HE3-H	SOT-23	Small Signal Bipolar Transistors
MMS8050HE3-L	SOT-23	Small Signal Bipolar Transistors
MMS8550HE3-H	SOT-23	Small Signal Bipolar Transistors
MMS8550HE3-L	SOT-23	Small Signal Bipolar Transistors
MMS9012HE3-H	SOT-23	Small Signal Bipolar Transistors
MMS9012HE3-L	SOT-23	Small Signal Bipolar Transistors
MMS9013HE3-H	SOT-23	Small Signal Bipolar Transistors
MMS9013HE3-L	SOT-23	Small Signal Bipolar Transistors
MMS9014HE3-H	SOT-23	Small Signal Bipolar Transistors
MMS9014HE3-L	SOT-23	Small Signal Bipolar Transistors
MMS9015HE3-H	SOT-23	Small Signal Bipolar Transistors
MMS9015HE3-L	SOT-23	Small Signal Bipolar Transistors
MMSS8050HE3-H	SOT-23	Small Signal Bipolar Transistors
MMSS8050HE3-L	SOT-23	Small Signal Bipolar Transistors
MMSS8550HE3-H	SOT-23	Small Signal Bipolar Transistors
MMSS8550HE3-L	SOT-23	Small Signal Bipolar Transistors
BC817-16WHE3	SOT-323	Small Signal Bipolar Transistors
BC817-25WHE3	SOT-323	Small Signal Bipolar Transistors
BC817-40WHE3	SOT-323	Small Signal Bipolar Transistors
BC846AWHE3	SOT-323	Small Signal Bipolar Transistors
BC846BWHE3	SOT-323	Small Signal Bipolar Transistors
BC847AWHE3	SOT-323	Small Signal Bipolar Transistors
BC847BWHE3	SOT-323	Small Signal Bipolar Transistors
BC847CWHE3	SOT-323	Small Signal Bipolar Transistors
BC848AWHE3	SOT-323	Small Signal Bipolar Transistors
BC848BWHE3	SOT-323	Small Signal Bipolar Transistors
BC848CWHE3	SOT-323	Small Signal Bipolar Transistors
BC856AWHE3	SOT-323	Small Signal Bipolar Transistors
BC856BWHE3	SOT-323	Small Signal Bipolar Transistors
BC857AWHE3	SOT-323	Small Signal Bipolar Transistors
BC857BWHE3	SOT-323	Small Signal Bipolar Transistors
BC858AWHE3	SOT-323	Small Signal Bipolar Transistors
BC858BWHE3	SOT-323	Small Signal Bipolar Transistors
MMST2222AHE3	SOT-323	Small Signal Bipolar Transistors
MMST2907AHE3	SOT-323	Small Signal Bipolar Transistors
MMST3904HE3	SOT-323	Small Signal Bipolar Transistors
MMST3906HE3	SOT-323	Small Signal Bipolar Transistors

AEC-Q101 Qualified

Part Number	Package	Product Category
MMST4401HE3	SOT-323	Small Signal Bipolar Transistors
MMST4403HE3	SOT-323	Small Signal Bipolar Transistors
MMSTA42HE3	SOT-323	Small Signal Bipolar Transistors
MMSTA92HE3	SOT-323	Small Signal Bipolar Transistors
BC846BSHE3	SOT-363	Small Signal Bipolar Transistors
BC847BSHE3	SOT-363	Small Signal Bipolar Transistors
BC847PNHE3	SOT-363	Small Signal Bipolar Transistors
BC857BSHE3	SOT-363	Small Signal Bipolar Transistors
MMDT3904HE3	SOT-363	Small Signal Bipolar Transistors
MMDT3906HE3	SOT-363	Small Signal Bipolar Transistors
MMDT3946HE3	SOT-363	Small Signal Bipolar Transistors

Applications

Front LED Lights

It is a market trend to convert halogen lights to LED lights, which are more energy efficient and increase safety and reliability. However, the market has different requirements and product specifications for LED headlamp design. Feel free to check out our website to select the right solutions for your designs.

LED backlights (touch screen,cameras)

Most new cars today are equipped with LCDs and infotainment touchscreens. These products have become a must in the Automotive market. With various products and packages available, MCC will help you achieve high-efficiency driver design and good thermal performance.

MOSFETs

* Wide range of Small Signal MOSFETs, Medium-High Power MOSFETs for selection
* Available in Split Gate Technology, Trench Technology, and SiC MOSFET technology to support various applications

20~100V N-Channel MOSFETs

Part Number	Package	Channel	Power Rating	Drain-Source Voltage	Gate Source Voltage	Drain Current	Static Drain-Source On-Resistance			Gate Threshold Voltage (Min)	Gate Threshold Voltage (Max)	Input Capacitance	ESD Diodes (Y/N)	Internal Structure
			P_D(W)	V_{DS} (V)	V_{GS} (V)	I_D (A)	$R_{DS(ON)}$(Ω) @10V	$R_{DS(ON)}$ (Ω) @4.5V	$R_{DS(ON)}$ (Ω) @2.5V	$V_{GS(th)}$ (V)	$V_{GS(th)}$ (V)	C_{iss}(pF)		
SI3134KL3A	DFN1006-3	N	0.9	20	±12	0.75		0.3	0.35	0.35	1.1	33	Yes	Fig.3
SI2300	SOT-23	N	1	20	±10	4.5		0.025	0.038	0.5	0.9	482	No	Fig.1
SI2302	SOT-23	N	1.56	20	±8.0	3		0.027	0.037	0.65	1.2	388	No	Fig.1
SI2302A	SOT-23	N	1.25	20	±8.0	3		0.072	0.11	0.65	1.2	237	No	Fig.1
SI2312	SOT-23	N	1.25	20	±8.0	5		0.0318	0.0356	0.45	1	865	No	Fig.1
SI2312A	SOT-23	N	0.35	20	±8.0	5		0.025	0.033	0.5	0.9	865	No	Fig.1
SI2312B	SOT-23	N	1.25	20	±10	6.8		0.021	0.03	0.5	0.9	500	No	Fig.1
SI2312HE3	SOT-23	N	0.35	20	±8	5		0.0318	0.0356	0.45	1	865	No	Fig.1
SI3134KS	SOT-23	N	0.35	20	±12	0.75		0.3	0.4	0.35	1.1	33	Yes	Fig.3
SI3420A	SOT-23	N	1.25	20	±10	6		0.028	0.035	0.5	1	888	No	Fig.1
SI8810	SOT-23	N	1.3	20	±12	7	0.02	0.022	0.026	0.4	0.9	1150	Yes	Fig.3
SIL08N02	SOT23-6L	N	1.5	20	±10	8		0.017	0.021	0.45	1	900	No	Fig.11
SI2102A	SOT-323	N	120	20	±10	3		0.07	0.098	0.55	1	220	No	Fig.1
SI2102AHE3	SOT-323	N	0.35	20	±10	2		0.08	0.098	0.5	1.1	210	No	Fig.1
SI3134KWA	SOT-323	N	0.2	20	±12	0.75		0.3	0.4	0.5	1.1	33	Yes	Fig.3
SI3134KEA	SOT-523	N	0.18	20	±12	0.75		0.3	0.4	0.5	1.1	33	Yes	Fig.3
SI3134KA	SOT-723	N	0.15	20	±12	0.75		0.3	0.4	0.35	1.1	33	Yes	Fig.3
SI0301	SOT-23	N	0.83	30	±8	0.5		0.75	0.93	0.5	1	54	Yes	Fig.3
SI2304	SOT-23	N	1	30	±20	2.5	0.065	0.09		1	2	240	No	Fig.1
SI2306	SOT-23	N	0.75	30	±20	3.16	0.047	0.065		1	3	305	No	Fig.1
SI3099	SOT-23	N	0.83	30	±12	1.1	0.408	0.518	0.8	0.5	1.5	61	Yes	Fig.3
SI3400	SOT-23	N	0.35	30	±12	5.8	0.035	0.04	0.052	0.7	1.4	1050	No	Fig.1
SI3400A	SOT-23	N	1.3	30	±12	5.8	0.027	0.033	0.051	0.7	1.2	1155	No	Fig.1
SI3400AHE3	SOT-23	N	1.3	30	±12	5.8	0.027	0.033	0.051	0.7	1.2	630	No	Fig.1
SI3402	SOT-23	N	1.3	30	±12	4	0.055	0.07	0.11	0.6	1.4	390	No	Fig.1
SI3404	SOT-23	N	1.2	30	±20	5.8	0.028	0.042		1	3	820	No	Fig.1
SIL08N03	SOT23-6L	N	1.6	30	±20	8	0.014	0.016		1	3	900	No	Fig.11
SIL3400A	SOT23-6L	N	2	30	±12	5.8	0.032	0.038	0.045	0.7	1.4	1155	No	Fig.11
2SK3018	SOT-323	N	0.2	30	±20	0.1			13	0.8	1.5	13	Yes	Fig.3
2SK3019	SOT-523	N	0.15	30	±20	0.1			13	0.8	1.5	13	Yes	Fig.3
2SK3019A	SOT-523	N	0.15	30	±20	0.1		8		0.8	1.5	13	Yes	Fig.3
2SK3020	SOT-723	N	0.2	30	±20	0.5	0.75	0.95		0.7	1.5	29	Yes	Fig.3
MC3541	SOT-723	N	0.15	30	±20	0.1			13	0.5	1.5	13	Yes	Fig.3
MC3541A	SOT-723	N	0.27	30	±20	0.3	3	4	8	0.8	1.45	28	Yes	Fig.3
SI2318A	SOT-23	N	1.2	40	±20	5	0.045	0.06		0.8	1.8	330	No	Fig.1
BSS138	SOT-23	N	0.35	50	±20	0.22	2.5	3		0.8	1.5	27	No	Fig.1
BSS138A	SOT-23	N	0.35	50	±20	0.22	1.6	2.5	3.8	0.8	1.45	22.8	Yes	Fig.3
BSS138BK	SOT-23	N	0.83	50	±20	0.59	1.5	2.3	4.1	0.5	1.5	58	Yes	Fig.3
BSS138BKW	SOT-323	N	0.25	50	±20	0.37	1.5	2.3	4.1	0.5	1.5	58	Yes	Fig.3
BSS138W	SOT-323	N	0.3	50	±20	0.22	3.5	6		0.8	1.5	27	No	Fig.1
BSS138BKT	SOT-523	N	0.27	50	±20	0.34	1.5	2.3	4.1	0.5	1.5	58	Yes	Fig.3
BSS138KT	SOT-523	N	0.25	50	±20	0.25	1.6	2.5		0.5	1.5	22.8	Yes	Fig.3
SI0205	SOT-523	N	0.83	50	±8	0.2		4	4.3	0.3	0.8	24	Yes	Fig.3
2N7002KL3	DFN1006-3	N	0.1	60	±20	0.41	1.5	1.8		1.3	2.3	80	Yes	Fig.3

20~100V N-Channel MOSFETs

Part Number	Package	Channel	Power Rating	Drain-Source Voltage	Gate Source Voltage	Drain Current	Static Drain-Source On-Resistance			Gate Threshold Voltage (Min)	Gate Threshold Voltage (Max)	Input Capacitance	ESD Diodes (Y/N)	Internal Structure
			P_D(W)	V_{DS} (V)	V_{GS} (V)	I_D (A)	$R_{DS(ON)}$(Ω) @10V	$R_{DS(ON)}$ (Ω) @4.5V	$R_{DS(ON)}$ (Ω) @2.5V	$V_{GS(th)}$ (V)	$V_{GS(th)}$ (V)	C_{iss}(pF)		
2N7002KL3A	DFN1006-3	N	0.2	60	±20	0.26	2.5	3		1	2.5	21	Yes	Fig.3
2N7002	SOT-23	N	0.2	60	±20	0.34	2.5	3		1	2.5	27.5	No	Fig.1
2N7002A	SOT-23	N	0.3	60	±30	0.115	3	4		1	2.5	50	No	Fig.1
2N7002B	SOT-23	N	0.3	60	±30	0.34	3	4		1	2.5	50	No	Fig.1
2N7002HV	SOT-23	N	0.2	60	±20	0.115	7.5			1.6	1.8	50	No	Fig.1
2N7002K	SOT-23	N	0.35	60	±20	0.34	2.5	3		1	2.5	40	Yes	Fig.3
2N7002KA	SOT-23	N	0.35	60	±20	0.34	5	5.3		1	2.5	35	Yes	Fig.3
2N7002KS	SOT-23	N	0.35	60	±20	0.3	2.2	3		1	2.5	27	Yes	Fig.3
SI2310	SOT-23	N	1.2	60	±20	3	0.105	0.125		0.5	2	247	No	Fig.1
SI2310A	SOT-23	N	1.2	60	±20	3	0.105	0.125		0.5	1.5	247	No	Fig.1
SI2310B	SOT-23	N	1.2	60	±16	3	0.105	0.125		0.5	1.3	247	No	Fig.1
SL05N06	SOT-23-3L	N	2.5	60	±20	5	0.044	0.049		1	2.5	1018	No	Fig.1
SIL05N06A	SOT23-6L	N	1.25	60	±20	5	0.043	0.047		1	2.5	1018	No	Fig.11
2N7002KW	SOT-323	N	0.2	60	±20	0.34	5	5.3		1	2	40	Yes	Fig.3
2N7002KWA	SOT-323	N	0.2	60	±20	0.34	2.5	3		1	2	40	Yes	Fig.3
2N7002W	SOT-323	N	0.2	60	±20	0.115	2.5	3		1	2	50	No	Fig.1
2N7002KT	SOT-523	N	0.3	60	±20	0.3	2.5	3		1	2.5	50	Yes	Fig.3
2N7002T	SOT-523	N	0.15	60	±20	0.115	13.5			1	2	50	No	Fig.1
2N7002KM	SOT-723	N	0.15	60	±20	0.34	4	4.5		1	2.5	40	Yes	Fig.3
MCA03N06	SOT-89	N	1.7	60	±20	3	0.1	0.12		0.65	1.55	340	No	Fig.1
BSS123	SOT-23	N	0.35	100	±20	0.17	6	10		1	2.8	60	No	Fig.1
BSS123K	SOT-23	N	0.35	100	±20	0.17	6	9		1.5	2.5	60	Yes	Fig.3
SI2324A	SOT-23	N	1.2	100	±20	2	0.28	0.3		1	2	520	No	Fig.1
SI2392	SOT-23	N	1.2	100	±20	3	0.14	0.3		1	2.5	206	No	Fig.1
SIL03N10A	SOT23-6L	N	1.5	100	±20	3	0.12	0.14		1.1	3	1070	No	Fig.11
BSS123W	SOT-323	N	0.2	100	±20	0.17	6	10		1	2.8	60	No	Fig.1

Micro Commercial Components

Small Signal MOSFETs

20~100V Dual N-Channel MOSFETs

Part Number	Package	Channel	Power Rating	Drain-Source Voltage	Gate Source Voltage	Drain Current	Static Drain-Source On-Resistance			Gate Threshold Voltage (Min)	Gate Threshold Voltage (Max)	Input Capacitance	ESD Diodes (Y/N)	Internal Structure
			P_D(W)	V_{DS} (V)	V_{GS} (V)	I_D (A)	$R_{DS(ON)}$(Ω) @10V	$R_{DS(ON)}$ (Ω) @4.5V	$R_{DS(ON)}$ (Ω) @2.5V	$V_{GS(th)}$ (V)	$V_{GS(th)}$ (V)	C_{iss}(pF)		
SIL2300	SOT23-6L	N+N	1.25	20	±10	4		0.025	0.032	0.45	1	620	No	Fig.28
SIL2300A	SOT23-6L	N+N	1.5	20	±10	7		0.018	0.022	0.45	1	900	No	Fig.28
SIL2322A	SOT23-6L	N+N	1.25	20	±8.0	3		0.03	0.04	0.55	1.25	500	No	Fig.16
SI2124DW	SOT-363	N+N	0.15	20	±10	1.5		0.09	0.105	0.55	1.1	220	No	Fig.5
SI3134KDWA	SOT-363	N+N	0.15	20	±12	0.75		0.3	0.4	0.5	1.1	33	Yes	Fig.7
SIX3134KA	SOT-563	N+N	0.18	20	±12	0.75		0.3	0.4	0.5	0.95	33	Yes	Fig.7
UM6K1NA	SOT-363	N+N	0.3	30	±20	0.5	0.75	0.96		0.7	1.5	28	Yes	Fig.7
UM6K1NA-TPQ2	SOT-363	N+N	0.3	30	±20	0.5	0.75	0.96		0.7	1.5	28	Yes	Fig.7
UM6X1NA	SOT-563	N+N	0.15	30	±20	0.5	0.75	0.96		0.7	1.5	28	Yes	Fig.7
BSS138AKDW	SOT-363	N+N	0.35	50	±20	0.22	2	2.5	4.5	0.8	1.45	22.8	Yes	Fig.7
BSS138AKDW-TPQ2	SOT-363	N+N	0.35	50	±20	0.22	2	2.5	4.5	0.8	1.45	22.8	Yes	Fig.7
BSS138BKDW	SOT-363	N+N	0.35	50	±20	0.22	1	1.1	1.6	0.8	1.45	22.8	Yes	Fig.7
BSS138BKDW-TPQ2	SOT-363	N+N	0.35	50	±20	0.22	1	1.1	1.6	0.8	1.45	22.8	Yes	Fig.7
2N7002DW	SOT-363	N+N	0.3	60	±20	0.34	2.5	3		1	2.5	50	No	Fig.5
2N7002DW-TPQ2	SOT-363	N+N	0.3	60	±20	0.34	2.5	3		1	2.5	50	No	Fig.5
2N7002KDW	SOT-363	N+N	0.15	60	±20	0.34	3	4		1	2.5	40	Yes	Fig.7
2N7002KDW-TPQ2	SOT-363	N+N	0.15	60	±20	0.34	3	4		1	2.5	40	Yes	Fig.7
2N7002KV	SOT-563	N+N	0.15	60	±20	0.34	5	5.3		1	2.5	40	Yes	Fig.7
2N7002V	SOT-563	N+N	0.15	60	±20	0.115	5			1	2.5	50	No	Fig.5
SIL2324A	SOT23-6L	N+N	1.5	100	±20	2	0.28	0.3		1	2	520	No	Fig.16

8~100V P-Channel MOSFETs

Part Number	Package	Channel	Power Rating	Drain-Source Voltage	Gate Source Voltage	Drain Current	Static Drain-Source On-Resistance			Gate Threshold Voltage (Min)	Gate Threshold Voltage (Max)	Input Capacitance	ESD Diodes (Y/N)	Internal Structure
			P_D(W)	V_{DS} (V)	V_{GS} (V)	I_D (A)	$R_{DS(ON)}$(Ω) @10V	$R_{DS(ON)}$ (Ω) @4.5V	$R_{DS(ON)}$ (Ω) @2.5V	$V_{GS(th)}$ (V)	$V_{GS(th)}$ (V)	C_{iss}(pF)		
SI2305	SOT-23	P	1.4	-8	±8.0	-4.1		0.045	0.06	-0.55	-0.9	740	No	Fig.2
SI2333	SOT-23	P	1.1	-12	±8.0	-6		0.028	0.04	-0.4	-1	1275	No	Fig.2
SI2333A	SOT-23	P	1.1	-15	±8.0	-5.6		0.04	0.053	-0.4	-1	740	No	Fig.2
SI3139KL3A	DFN1006-3	P	0.9	-20	±12	-0.65		0.85	1.2	-0.35	-1.2	40	Yes	Fig.4
SI2301	SOT-23	P	1.25	-20	±8.0	-2.8		0.12	0.15	-0.45	-1	880	No	Fig.2
SI2301A	SOT-23	P	1	-20	±8.0	-2.8		0.12	0.15	-0.5	-0.9	482	No	Fig.2
SI2305B	SOT-23	P	1.4	-20	±10	-4.2		0.039	0.049	-0.5	-0.9	821	No	Fig.2
SI2321	SOT-23	P	0.35	-20	±12	-2.9		0.057	0.076	-0.4	-0.9	715	No	Fig.2
SI3139KS	SOT-23	P	0.35	-20	±12	0.6		0.85	1.2	-0.35	-1.1	40	Yes	Fig.4
SI3415	SOT-23	P	0.35	-20	±8.0	-4		0.05	0.06	-0.3	-1	1450	Yes	Fig.4
SI3415A	SOT-23	P	1.4	-20	±10	-4		0.045	0.06	-0.35	-0.9	950	Yes	Fig.4
SI3415BS	SOT-23	P	1.3	-20	±10	-5.6		0.042	0.055	-0.5	-0.9	1180	Yes	Fig.4
SI3415C	SOT-23	P	1	-20	±10	-5		0.04	0.07	-0.55	-1.25	540	Yes	Fig.4
SIL2305B	SOT23-6L	P	2	-20	±10	-5.4		0.06	0.08	-0.5	-0.9	740	No	Fig.10
SIL3415	SOT23-6L	P	0.35	-20	±8.0	-4		0.05	0.06	-0.3	-1	1450	Yes	Fig.12
SI2101A	SOT-323	P	0.45	-20	±10	-2		0.13	0.17	-0.4	-1	290	No	Fig.2
SI3139KWA	SOT-323	P	0.15	-20	±12	-0.6		0.85	1.2	-0.35	-1.1	40	Yes	Fig.4
SI3139KEA	SOT-523	P	0.15	-20	±12	-0.6		0.85	1.2	-0.35	-1.1	40	Yes	Fig.4
SI3139KA	SOT-723	P	0.15	-20	±12	-0.66		0.85	1.2	-0.35	-1.1	40	Yes	Fig.2
SI2303	SOT-23	P	1.3	-30	±20	-3	0.13	0.18		-1	-3	226	No	Fig.2
SI2307	SOT-23	P	1.1	-30	±20	-2.7	0.088	0.138		-1	-3	340	No	Fig.2
SI3401	SOT-23	P	1.3	-30	±12	-4.2	0.065	0.075	0.09	-0.7	-1.3	954	No	Fig.2
SI3401A	SOT-23	P	1.3	-30	±12	-4.2	0.06	0.07	0.085	-0.7	-1.3	1050	No	Fig.2
SI3407	SOT-23	P	1.3	-30	±20	-4.1	0.049	0.065		-1	-3	700	No	Fig.2
SL3007	SOT-23-3L	P	1.9	-30	±20	-7	0.025	0.036		-1	-2.5	1500	No	Fig.2
SL3401A	SOT-23-3L	P	1.5	-30	±12	-4.4	0.06	0.07	0.085	-0.7	-1.3	1050	No	Fig.2
SL3407	SOT-23-3L	P	1.5	-30	±20	-4.3	0.049	0.065		-1	-3	700	No	Fig.2
SIL3407	SOT23-6L	P	1.6	-30	±20	-4.1	0.05	0.07		-1	-3	700	No	Fig.10
SI2319	SOT-23	P	1.25	-40	±20	-3.5	0.085	0.105		-1	-2.5	548	No	Fig.2
BSS84	SOT-23	P	0.225	-50	±20	-0.13	8			-0.9	-2	30	No	Fig.2
BSS84KW	SOT-323	P	0.225	-50	±20	-0.13	8			-0.9	-2	22	Yes	Fig.4
BSS84A	SOT-23	P	0.225	-60	±30	-0.17	8			-0.9	-2	30	No	Fig.2
BSS84K	SOT-23	P	0.225	-60	±20	-0.13	6	7		-0.8	-2.5	30	Yes	Fig.4
SI5618	SOT-23	P	0.83	-60	±20	-1.9	0.15	0.2		-1	-3	580	No	Fig.2
SI5618A	SOT-23	P	1.2	-60	±20	-1.6	0.16	0.24		-1	-2.5	429	No	Fig.2
SIL04P06Y	SOT23-6L	P	1.56	-60	±20	-3.5	0.085	0.12		-1	-2.5	505	No	Fig.10
BSS84KT	SOT-523	P	0.27	-60	±20	-0.26	6	7		-1	-2	32	Yes	Fig.2
SI01P10	SOT-23	P	0.77	-100	±20	-1	0.8	1		-1.5	-3	388	No	Fig.2
SL03P10	SOT-23-3L	P	0.83	-100	±20	-3	0.286	0.335		-1.1	-2	1010	No	Fig.2

20~60V Dual P-Channel MOSFETs

Part Number	Package	Channel	Power Rating	Drain-Source Voltage	Gate Source Voltage	Drain Current	Static Drain-Source On-Resistance			Gate Threshold Voltage (Min)	Gate Threshold Voltage (Max)	Input Capacitance	ESD Diodes (Y/N)	Internal Structure
			P_D(W)	V_{DS} (V)	V_{GS} (V)	I_D (A)	$R_{DS(ON)}$(Ω) @10V	$R_{DS(ON)}$ (Ω) @4.5V	$R_{DS(ON)}$ (Ω) @2.5V	$V_{GS(th)}$ (V)	$V_{GS(th)}$ (V)	C_{iss}(pF)		
SIL2301	SOT23-6L	P+P	1.25	-20	±8.0	-2.3		0.09	0.125	-0.4	-1	405	No	Fig.15
SI2129DW	SOT-363	P+P	0.243	-20	±10	-1		0.14	0.165	-0.4	-1	327	No	Fig.17
SI3139KDWA	SOT-363	P+P	0.15	-20	±12	-0.6		0.85	1.2	-0.35	-1.1	40	Yes	Fig.9
SIX3139KA	SOT-563	P+P	0.15	-20	±12	-0.6		0.85	1.2	-0.35	-1.1	40	Yes	Fig.9
SIL2623A	SOT23-6L	P+P	1.25	-30	±20	-3	0.09	0.115		-1	-2.5	365	No	Fig.15
BSS84DW	SOT-363	P+P	0.45	-50	±20	-0.16	8			-0.9	-2	30	NO	Fig.17
BSS84KDW	SOT-363	P+P	0.42	-60	±20	-0.32	6	7		-1	-2	32	Yes	Fig.9

Small Signal MOSFETs

20~60V N+P Channel MOSFETs

Part Number	Package	Channel	Power Rating	Drain-Source Voltage	Gate Source Voltage	Drain Current	Static Drain-Source On-Resistance			Gate Threshold Voltage (Min)	Gate Threshold Voltage (Max)	Input Capacitance	ESD Diodes (Y/N)	Internal Structure
			P_D(W)	V_{DS} (V)	V_{GS} (V)	I_D (A)	$R_{DS(ON)}$(Ω) @10V	$R_{DS(ON)}$ (Ω) @4.5V	$R_{DS(ON)}$ (Ω) @2.5V	$V_{GS(th)}$ (V)	$V_{GS(th)}$ (V)	C_{iss}(pF)		
SIL2308	SOT23-6L	N+P	1	20 , -20	±8 , ±12	5 , -4		0.025,0.064	0.032,0.080	0.5 , -0.5	1 , -1	800	No	Fig.24
SIL3439KA	SOT23-6L	N+P	1.25	20,-20	±12	1.2,-1.0		0.3,0.85	0.4,1.2	0.35,-0.35	1.1,-1.1	33 ,40	Yes	Fig.27
SIL3724A	SOT23-6L	N+P	2	30,-30	±20	4.5,-3.5	0.035.0.090	0.050,0.115		1.0,-1.0	2.5,-2.5	315 ,365	No	Fig.24
SI2429DW	SOT-363	N+P	0.45	20,-20	±10	1.5,-1.0		0.09,0.150	0.105,0.180	0.55,-0.4	1.1,-1.0	202 ,223	No	Fig.6
SI3439KDWA	SOT-363	N+P	0.15	20,-20	±12	0.75,-0.6		0.3,0.85	0.4,1.2	0.35	1.1,-1.1	33 ,40	Yes	Fig.8
SIX3439KA	SOT-563	N+P	1.5	20,-20	±12	0.75,-0.6		0.3,0.85	0.4,1.2	0.5,-0.5	1.1,-1.1	33 ,40	Yes	Fig.8
SIX3439KA-TPQ2	SOT-563	N+P	1.5	20,-20	±12	0.75,-0.6		0.3,0.85	0.4,1.2	0.5,-0.5	1.1,-1.1	33 ,40	Yes	Fig.8
BSS8402DW	SOT-363	N+P	0.2	60 , -50	±20	0.115 ,-0.13	2 , 8			1 , -0.9	2.5 , -2	50 , 30	No	Fig.6
MC7252KDW	SOT-363	N+P	0.15	60 , -50	±20	0.34 ,-0.18	5 , 8	5.3		1 , -0.9	2.5 , -2	40	Yes	Fig.8
MC7252KDWA	SOT-363	N+P	0.15	60,-50	±20	0.34,-0.18	5 , 8	5.3		1.0,-0.9	2.5,-2.0	40,30	Yes	Fig.8

Automotive Grade Products

Part Number	Package	Channel	Power Rating	Drain-Source Voltage	Gate Source Voltage	Drain Current	Static Drain-Source On-Resistance			Gate Threshold Voltage (Min)	Gate Threshold Voltage (Max)	Input Capacitance	ESD Diodes (Y/N)	Internal Structure
			P_D(W)	V_{DS} (V)	V_{GS} (V)	I_D (A)	$R_{DS(ON)}$(Ω) @10V	$R_{DS(ON)}$ (Ω) @4.5V	$R_{DS(ON)}$ (Ω) @2.5V	$V_{GS(th)}$ (V)	$V_{GS(th)}$ (V)	C_{iss}(pF)		
SI2312HE3	SOT-23	N	0.35	20	±8	5		0.0318	0.0356	0.45	1	865	No	Fig.1
SI2102AHE3	SOT-323	N	0.35	20	±10	2		0.08	0.098	0.5	1.1	210	No	Fig.1
SI3400AHE3	SOT-23	N	1.3	30	±12	5.8	0.027	0.033	0.051	0.7	1.2	630	No	Fig.1
SI3404HE3	SOT-23	N	1.2	30	±20	5.8	0.028	0.042		1	3	820	No	Fig.1
2SK3019HE3	SOT-523	N	0.15	30	±20	0.115	4	5	7	0.8	1.5	28	Yes	Fig.3
2N7002KHE3	SOT-23	N	0.35	60	±20	0.34	2.5	3		1	2.5	40	Yes	Fig.3
SI2310AHE3	SOT-23	N	1.2	60	±20	3	0.1	0.12		0.9	2	409	No	Fig.1
2N7002KWHE3	SOT-323	N	0.2	60	±20	0.34	2.5	3		1	2	40	Yes	Fig.3
SI2301AHE3	SOT-23	P	1	-20	±10	-3.4		0.051	0.067	-0.4	-1	438	No	Fig.2
SI2305BHE3	SOT-23	P	1.4	-20	±10	-4.2		0.06	0.08	-0.5	-0.9	1010	No	Fig.2
SI3415CHE3	SOT-23	P	1	-20	±10	-3.9		0.04	0.075	-0.55	-1.25	540	Yes	Fig.4
SI2101AHE3	SOT-323	P	0.3	-20	±10	-1.2		0.13	0.17	-0.3	-1	210	No	Fig.2
SI3401AHE3	SOT-23	P	1.2	-30	±12	-4.2	0.06	0.07	0.085	-0.7	-1.3	1050	No	Fig.2
SI3407HE3	SOT-23	P	1.3	-30	±20	-4.1	0.06	0.087		-1	-3	700	No	Fig.2

Power MOSFETs

12~600V N-Channel MOSFETs

Part Number	Package	Channel	Power Rating	Drain-Source Voltage	Gate Source Voltage	Drain Current	Static Drain-Source On-Resistance			Gate Threshold Voltage (Min)	Gate Threshold Voltage (Max)	Input Capacitance	ESD Diodes (Y/N)	Internal Structure
			P_D(W)	V_{DS} (V)	V_{GS} (V)	I_D (A)	$R_{DS(ON)}$(Ω) @10V	$R_{DS(ON)}$ (Ω) @4.5V	$R_{DS(ON)}$ (Ω) @2.5V	$V_{GS(th)}$ (V)	$V_{GS(th)}$ (V)	C_{iss}(pF)		
MCMN2014A	DFN2020-6J	N	2.2	20	±10	13		0.009	0.012	0.45	1.1	1791	No	Fig.11
MCMN2012A	DFN2020-6JA	N	0.75	20	±10	12		0.015	0.018	0.35	1	1800	No	Fig.11
MCU30N02	DPAK	N	30	20	±10	30		0.007	0.009	0.45	1	1700	No	Fig.1
MCU60N02	DPAK	N	35	20	±10	60		0.006	0.0088	0.4	1	2450	No	Fig.1
MCU90N02	DPAK	N	45	20	±10	90		0.0045	0.005	0.4	1	3250	No	Fig.1
MCM13N03	DFN2020-6LE	N	2.9	30	±20	13	0.012	0.015		1	2.5	1015	No	Fig.11
MCG30N03A	DFN3333	N	20	30	±20	30	0.01	0.013		1	2.5	1020	No	Fig.23
MCG50N03	DFN3333	N	30	30	±20	50	0.006	0.008		1	2.5	2150	No	Fig.23
MCG65N03	DFN3333	N	75	30	±20	65	0.0032	0.004		1	2.5	4498	No	Fig.23
MCAC100N03Y	DFN5060	N	35	30	±20	100	0.0029	0.0035		1.5	2.5	2559	No	Fig.23
MCAC10H03A	DFN5060	N	49	30	±20	100	0.003	0.004		1	2.5	3865	No	Fig.23
MCAC150N03A	DFN5060	N	75	30	±20	150	0.002	0.003		1	2.5	4498	No	Fig.23
MCAC40N03A	DFN5060	N	35	30	±20	40	0.0075	0.0115		1	2.5	1050	No	Fig.23
MCAC50N03	DFN5060	N	30	30	±20	50	0.0047	0.006		1	2.5	1620	No	Fig.23
MCAC68N03Y	DFN5060	N	35	30	±20	68	0.0072	0.0124		1	2	732	No	Fig.23
MCU50N03A	DPAK	N	60	30	±20	50	0.0073	0.0115		1	2.2	1015	No	Fig.1
MCU80N03	DPAK	N	70	30	±20	80	0.004	0.006		0.8	2.5	1600	No	Fig.1
MCU80N03A	DPAK	N	45	30	±20	80	0.0055	0.008		1	2.5	2150	No	Fig.1
MCQ16N03	SOP-8	N	2.5	30	±20	16	0.012	0.016		1	3	1550	No	Fig.23
MCQ18N03	SOP-8	N	2.5	30	±20	18	0.007	0.01		1	2.5	2150	No	Fig.23
MCQ4406A	SOP-8	N	2.5	30	±20	12	0.012	0.015		1	2.5	950	No	Fig.23
MCB160N04Y	D2-PAK	N	150	40	±20	160	0.00185	0.0028		1	2.5	7100	No	Fig.1
MCG20N04	DFN3333	N	21	40	±20	20	0.014	0.0185		1	2.5	750	No	Fig.23
MCG35N04A	DFN3333	N	40	40	±20	35	0.008	0.013		1	2.5	1860	No	Fig.23
MCG50N04	DFN3333	N	75	40	±20	50	0.004	0.0052		1	2.5	4645	No	Fig.23
MCAC130N04	DFN5060	N	115	40	±20	130	0.00175	0.0025		1	2.5	7140	No	Fig.23
MCACL200N04Y	DFN5060	N	120	40	±20	200	0.00135	0.0021		1	2.5	7100	No	Fig.23
MCU120N04	DPAK	N	110	40	±20	120	0.0035	0.0048		1	2.5	4645	No	Fig.1
MCU60N04A	DPAK	N	70	40	±20	60	0.007	0.0096		0.9	2	1650	No	Fig.1
MCB145N06Y	D2-PAK	N	150	60	±20	145	0.0075	0.0095		1.2	2.5	2000	No	Fig.1
MCB150N06KY	D2-PAK	N	147	60	±20	150	0.0035	0.0048		1	2.5	4650	Yes	Fig.3
MCB200N06Y	D2-PAK	N	260	60	±20	200	0.0026	0.0036		1.2	2.2	5950	No	Fig.1
MCB200N06YA	D2-PAK	N	260	60	±20	200	0.0032			2.2	3.8	4165	No	Fig.1
MCM05N06	DFN2020-6J	N	1.6	60	±20	5	0.042	0.053		1	2.5	850	No	Fig.11
MCG53N06A	DFN3333	N	45	60	±20	53	0.0082	0.012		1	2.5	1525	No	Fig.23
MCAC30N06Y	DFN5060	N	30	60	±20	30	0.02	0.022		1	2.5	1552	No	Fig.23
MCAC53N06Y	DFN5060	N	70	60	±20	53	0.0075	0.0095		1.1	2.5	1988	No	Fig.23
MCAC80N06Y	DFN5060	N	85	60	±20	80	0.0042	0.0052		1.1	2.5	3980	No	Fig.23
MCAC85N06KY	DFN5060	N	110	60	±20	85	0.0037	0.005		1	2.5	4650	Yes	Fig.31
MCAC95N06Y	DFN5060	N	120	60	±20	95	0.0025	0.0034		1.2	2.2	5950	No	Fig.23
MCAC95N06YB	DFN5060	N	120	60	±20	95	0.0029			2	4	5950	No	Fig.23
MCACL175N06Y	DFN5060	N	140	60	±20	175	0.00225	0.003		1	2.5	5250	No	Fig.23
MCU110N06YA	DPAK	N	89	60	±20	110	0.0044	0.005		1.2	1.2	5450	No	Fig.1
MCU110N06YB	DPAK	N	80	60	±20	110	0.005			2	4	4150	No	Fig.1

12~600V N-Channel MOSFETs

Part Number	Package	Channel	Power Rating	Drain-Source Voltage	Gate Source Voltage	Drain Current	Static Drain-Source On-Resistance			Gate Threshold Voltage (Min)	Gate Threshold Voltage (Max)	Input Capacitance	ESD Diodes (Y/N)	Internal Structure
			P_D(W)	V_{DS} (V)	V_{GS} (V)	I_D (A)	$R_{DS(ON)}$(Ω) @10V	$R_{DS(ON)}$ (Ω) @4.5V	$R_{DS(ON)}$ (Ω) @2.5V	$V_{GS(th)}$ (V)	$V_{GS(th)}$ (V)	C_{iss}(pF)		
MCU20N06A	DPAK	N	1.25	60	±20	20	0.045			1	3	500	No	Fig.1
MCU20N06B	DPAK	N	1.25	60	±20	20	0.045			1	3	500	No	Fig.1
MCU20N06C	DPAK	N	119	60	±20	20	0.037	0.048		1	2.5	850	No	Fig.1
MCU80N06A	DPAK	N	68	60	±20	80	0.0075	0.0095		1.2	2	1990	No	Fig.1
MCU90N06A	DPAK	N	110	60	±20	90	0.0072	0.0085		1	2.5	5170	No	Fig.1
MCU95N06KY	DPAK	N	160	60	±20	95	0.0055	0.007		1	2.5	4159	Yes	Fig.3
MCQ12N06	SOP-8	N	3.1	60	±20	12	0.009	0.013		1.1	2.5	1988	No	Fig.17
MCQ4438	SOP-8	N	1.25	60	±20	8.2	0.022	0.036		1	3	2300	No	Fig.23
MCT03N06	SOT-223	N	1.2	60	±20	3	0.105	0.125		0.5	2	247	No	Fig.1
MCT05N06	SOT-223	N	2.5	60	±20	5	0.044	0.049		1	2.5	1018	No	Fig.1
MCP200N06Y	TO-220AB(H)	N	260	60	±20	200	0.0032			2	4	4165	No	Fig.1
MCP90N06Y	TO-220AB(H)	N	83	60	±20	90	0.0075	0.01		1	2.5	2000	No	Fig.1
MCAC95N065Y	DFN5060	N	120	65	±20	95	0.0025	0.0034		1.2	2.2	5950	No	Fig.23
MCB120N08Y	D2-PAK	N	208	80	±20	120	0.0045			2	4	5666	No	Fig.1
MCAC100N08Y	DFN5060	N	152	80	±20	100	0.0045			2	4	5469	No	Fig.23
MCAC100N08YA	DFN5060	N	152	80	±20	100	0.0045	0.0065		1	2.5	6320	No	Fig.23
MCACL110N08Y	DFN5060	N	125	80	±20	110	0.0039			2	4	5290	No	Fig.23
MCU110N08Y	DPAK	N	83	80	±20	110	0.006	0.007		1.4	2.5	6500	No	Fig.1
MCP120N08Y	TO-220AB(H)	N	190	80	±20	120	0.0048			2	4	5666	No	Fig.1
MCB118N085Y	D2-PAK	N	156	85	±20	118	0.006			2	4	4400	No	Fig.1
MCP118N085Y	TO-220AB(H)	N	200	85	±20	118	0.0065			2	4	4300	No	Fig.1
MCB110N10Y	D2-PAK	N	260	100	±20	110	0.005			2	4	4600	No	Fig.1
MCB130N10Y	D2-PAK	N	192	100	±20	130	0.0046			1.2	4	6124.6	No	Fig.1
MCB130N10YA	D2-PAK	N	260	100	±20	130	0.0046			2	4	4600	No	Fig.1
MCB130N10YB	D2-PAK	N	192	100	±20	130	0.005	0.006		1	2.5	4450	No	Fig.1
MCB180N10Y	D2-PAK	N	357	100	±20	180	0.0033			2	4	9200	No	Fig.1
MCB70N10YA	D2-PAK	N	125	100	±20	70	0.0086	0.011		1.2	3	2298	No	Fig.1
MCB70N10YB	D2-PAK	N	125	100	±20	70	0.0086			2	4	2270	No	Fig.1
MCG40N10Y	DFN3333	N	43	100	±20	40	0.0185	0.0225		1	2.5	1051	No	Fig.23
MCAC38N10Y	DFN5060	N	59	100	±20	38	0.0175	0.0215		1	2.5	1051	No	Fig.23
MCAC38N10YA	DFN5060	N	60	100	±20	38	0.02			2	4	1209	Yes	Fig.23
MCAC50N10Y	DFN5060	N	75	100	±20	50	0.006	0.01		1	3	2808	No	Fig.23
MCAC60N10Y	DFN5060	N	88	100	±20	60	0.0086			2.2	3.4	2431	No	Fig.23
MCAC60N10YA	DFN5060	N	88	100	±20	60	0.0086	0.013		1.3	2.5	2270	No	Fig.23
MCAC80N10Y	DFN5060	N	85	100	±20	80	0.0043	0.0063		1	3	6124	No	Fig.23
MCAC90N10Y	DFN5060	N	120	100	±20	90	0.0052			2	4	4600	No	Fig.23
MCACL120N10Y	DFN5060	N	108	100	±20	120	0.0042			2	4	4400	No	Fig.23
MCACL120N10YA	DFN5060	N	116	100	±20	120	0.004			1	2.5	4400	No	Fig.23
MCU15N10A	DPAK	N	34	100	±20	15	0.11	0.12		1.1	3	800	No	Fig.1
MCU15N10B	DPAK	N	41	100	±20	15	0.09	0.11		1.2	2.5	1100	No	Fig.1
MCU20N10	DPAK	N	47	100	±20	20	0.048	0.053		1	3	2014	No	Fig.1
MCU20N10A	DPAK	N	47	100	±20	20	0.045	0.06		1.2	2.5	2014	No	Fig.1
MCU45N10	DPAK	N	72	100	±20	45	0.017	0.0215		1	3	1135	No	Fig.1
MCU65N10Y	DPAK	N	96	100	±20	65	0.0086	0.0115		1.3	2.5	2270	No	Fig.1

12~600V N-Channel MOSFETs

Part Number	Package	Channel	Power Rating	Drain-Source Voltage	Gate Source Voltage	Drain Current	Static Drain-Source On-Resistance			Gate Threshold Voltage (Min)	Gate Threshold Voltage (Max)	Input Capacitance	ESD Diodes (Y/N)	Internal Structure
			P_D(W)	V_{DS} (V)	V_{GS} (V)	I_D (A)	$R_{DS(ON)}$(Ω) @10V	$R_{DS(ON)}$ (Ω) @4.5V	$R_{DS(ON)}$ (Ω) @2.5V	$V_{GS(th)}$ (V)	$V_{GS(th)}$ (V)	C_{iss}(pF)		
MCU65N10YA	DPAK	N	96	100	±20	65	0.0095			2	4	2270	No	Fig.1
MCQ12N10Y	SOP-8	N	3.1	100	±20	12	0.017			2	4	1135	No	Fig.23
MCQ15N10YA	SOP-8	N	3.8	100	±20	15	0.0095	0.0125		1	3	2270	No	Fig.23
MCT04N10B	SOT-223	N	72	100	±20	4	0.105	0.12		1.1	3	1143	No	Fig.1
MCP130N10YA	TO-220AB(H)	N	310	100	±20	130	0.0055			2	4	4500	No	Fig.1
MCP130N10YB	TO-220AB(H)	N	310	100	±20	130	0.0055	0.0065		1	2.5	4450	No	Fig.1
MCP75N10Y	TO-220AB(H)	N	205	100	±20	75	0.0086			2	4	2270	No	Fig.1
MCTL300N10Y	TOLL-8L	N	500	100	±20	300	0.00145			2	4	13258	No	Fig.1
MCB90N12A	D2-PAK	N	138	120	±20	90	0.009	0.011		1	3	4600	No	Fig.1
MCAC88N12A	DFN5060	N	120	120	±20	88	0.0064	0.0076		1	3	4619	No	Fig.23
MCP90N12A	TO-220	N	166	120	±20	90	0.009	0.011		1	3	4600	No	Fig.1
MCPF90N12A	TO-220F	N	78	120	±20	90	0.009	0.011		1	3	4600	No	Fig.1
MCAC60N15YA	DFN5060	N	125	150	±25	60	0.019			2	4	2100	No	Fig.23
MCU20N15A	DPAK	N	50	150	±20	20	0.059			2	4	1158	No	Fig.1
MCQ05N15	SOP-8	N	2	150	±25	5	0.063			2	4	1179	No	Fig.23
MCT04N15	SOT-223	N	1.25	150	±20	4	0.16			1.5	2.5	900	No	Fig.1
MCU09N20	DPAK	N	83	200	±30	9	0.25			1	3	509	No	Fig.1
MCU05N60A	DPAK	N	1.25	600	±30	4.5	2.5			2	4	670	No	Fig.1

30~60V Dual N-Channel MOSFETs

Part Number	Package	Channel	Power Rating	Drain-Source Voltage	Gate Source Voltage	Drain Current	Static Drain-Source On-Resistance			Gate Threshold Voltage (Min)	Gate Threshold Voltage (Max)	Input Capacitance	ESD Diodes (Y/N)	Internal Structure
			P_D(W)	V_{DS} (V)	V_{GS} (V)	I_D (A)	$R_{DS(ON)}$(Ω) @10V	$R_{DS(ON)}$ (Ω) @4.5V	$R_{DS(ON)}$ (Ω) @2.5V	$V_{GS(th)}$ (V)	$V_{GS(th)}$ (V)	C_{iss}(pF)		
MCM3400A	DFN2020-6L	N+N	1.4	30	±12	5	0.032	0.038	0.045	0.7	1.5	1155	No	Fig.5
MCQD08N03A	SOP-8	N+N	2.35	30	±20	8.5	0.023	0.032		1	2.2	367	No	Fig.19
MCQD12N03A	SOP-8	N+N	2.5	30	±20	12	0.012	0.015		1	2.5	950	No	Fig.19
MCGD25N04	DFN3333-D	N+N	3	40	±20	25	0.018	0.024		1	2.5	750	No	Fig.19
MCQ4828A	SOP-8	N+N	1.25	60	±20	4.5	0.056	0.077		1	3	540	No	Fig.19
MCQD05N06	SOP-8	N+N	3	60	±20	5	0.044	0.049		1	2.5	800	No	Fig.19
MCQD08N06	SOP-8	N+N	0.8	60	±20	8	0.022	0.028		1	3	2000	No	Fig.19

500~900V N-Channel SJ MOSFETs

Part Number	Package	Channel	Power Rating	Drain-Source Voltage	Gate Source Voltage	Drain Current	Static Drain-Source On-Resistance			Gate Threshold Voltage (Min)	Gate Threshold Voltage (Max)	Input Capacitance	ESD Diodes (Y/N)	Internal Structure
			P_D(W)	V_{DS} (V)	V_{GS} (V)	I_D (A)	$R_{DS(ON)}$(Ω) @10V	$R_{DS(ON)}$ (Ω) @4.5V	$R_{DS(ON)}$ (Ω) @2.5V	$V_{GS(th)}$ (V)	$V_{GS(th)}$ (V)	C_{iss}(pF)		
MSJAC11N50B	DFN5060	N	83	500	±30	11	0.38			2.5	3.5	702	No	Fig.23
MSJL20N60A	DFN8080A	N	196	600	±30	20	0.219			2	4	1336	No	Fig.23
MSJAC11N65B	DFN5060	N	89	650	±30	11	0.38			2	4	791	No	Fig.23
MSJU07N65A	DPAK	N	63	650	±30	7	0.6			2	4	545	No	Fig.1
MSJU11N65A	DPAK	N	83.3	650	±30	11	0.38			2	4	763	No	Fig.1
MSJP11N65A	TO-220	N	83.3	650	±30	11	0.38			2	4	763	No	Fig.1
MSJP20N65A	TO-220AB(H)	N	151	650	±30	20	0.19			2	4	1860	No	Fig.1
MSJP14N65A	TO-220AB(H)	N	147	650	±30	14	0.31			2	4	1038	No	Fig.1
MSJPF11N65	TO-220F	N	31.3	650	±30	11	0.38			2.5	4	901	No	Fig.1
MSJPF11N65A	TO-220F	N	31.3	650	±30	11	0.38			2	4	763	No	Fig.1
MSJPF20N65A	TO-220F	N	34	650	±30	20	0.18			2	4	1807	No	Fig.1
MSJB06N80A	D2-PAK	N	35	800	±30	6	1.2			2.5	4.5	349	Yes	Fig.3
MSJB17N80	D2-PAK	N	181	800	±30	17	0.29			2	4	1830	No	Fig.1
MSJU04N80A	DPAK	N	88	800	±20	4.5	1.3			2.5	4.5	396	Yes	Fig.3
MSJP06N80A	TO-220AB(H)	N	35	800	±30	6	1.2			2.5	4.5	349	Yes	Fig.3
MSJPF06N80A	TO-220F	N	22	800	±30	6	1.2			2.5	4.5	349	Yes	Fig.3
MSJU05N90A	DPAK	N	83	900	±30	5	1.49			2	3.5	474	No	Fig.1
MSJP08N90A	TO-220AB(H)	N	113	900	±30	8	1.62			2	4	474	No	Fig.1
MSJPF08N90A	TO-220F	N	113	900	±30	8	1.3			2	4	474	No	Fig.1

20~100V P-Channel MOSFETs

Part Number	Package	Channel	Power Rating	Drain-Source Voltage	Gate Source Voltage	Drain Current	Static Drain-Source On-Resistance			Gate Threshold Voltage (Min)	Gate Threshold Voltage (Max)	Input Capacitance	ESD Diodes (Y/N)	Internal Structure
			P_D(W)	V_{DS} (V)	V_{GS} (V)	I_D (A)	$R_{DS(ON)}$(Ω) @10V	$R_{DS(ON)}$ (Ω) @4.5V	$R_{DS(ON)}$ (Ω) @2.5V	$V_{GS(th)}$ (V)	$V_{GS(th)}$ (V)	C_{iss}(pF)		
MCM1216A	DFN2020-6JA	P	18	-20	±10	-16		0.017	0.021	-0.4	-1	2050	No	Fig.10
MCG55P02A	DFN3333	P	38	-20	±10	-55		0.0083	0.01	-0.4	-1	6358	No	Fig.21
MCQ14P02	SOP-8	P	3.1	-20	±10	-14		0.0085	0.0105	-0.4	-1	4500	No	Fig.21
MCT15P02	SOT-223	P	1.25	-20	±10	-15		0.025	0.03	-0.5	-0.9	1600	No	Fig.2
MCS2305B	TSSOP-8	P	1.05	-20	±8.0	-8.2		0.0085	0.011	-0.55	-0.9	1255	No	Fig.2
MCG20P03	DFN3333	P	21	-30	±20	-20	0.02	0.027		-1	-2.5	1750	No	Fig.21
MCG30P03	DFN3333	P	32	-30	±25	-30	0.015	0.025		-1.2	-2.8	2050	No	Fig.21
MCG50P03	DFN3333	P	83	-30	±25	-50	0.0062	0.011		-1.2	-2.8	6464	No	Fig.21
MCAC50P03B	DFN5060	P	83	-30	±25	-50	0.0055	0.0095		-1.2	-2.8	6464	No	Fig.21
MCU45P03A	DPAK	P	62.5	-30	±25	-45	0.008	0.013		-1.2	-2.8	2152	No	Fig.2
MCU45P03B	DPAK	P	77	-30	±20	-45	0.009	0.013		-0.9	-2.5	3574	No	Fig.2
MCQ4407B	SOP-8	P	3.2	-30	±25	-12	0.0125	0.025		-1.2	-2.8	2050	No	Fig.21
MCQ4407C	SOP-8	P	3.2	-30	±20	-12	0.016	0.022		-1	-2	1790	No	Fig.21
MCQ4435	SOP-8	P	1.4	-30	±20	-9.1	0.024	0.035		-1	-3	1350	No	Fig.21
MCQ4435A	SOP-8	P	1.4	-30	±20	-10	0.024	0.035		-1	-3	1350	No	Fig.21
MCQ9435	SOP-8	P	1.4	-30	±20	-5.1	0.06	0.105		-1	-2	720	No	Fig.21
MCT06P03	SOT-223	P	2.1	-30	±20	-6	0.055	0.08		-1	-2.5	502	No	Fig.2
MCG35P04A	DFN3333	P	59	-40	±20	-35	0.02	0.025		-1	-2.5	2511	No	Fig.21
MCU45P04A	DPAK	P	65	-40	±20	-45	0.02	0.023		-1	-2.5	2539	No	Fig.2
MCB110P06Y	D2-PAK	P	125	-60	±18	-110	0.0084			-2	-3.5	5810	No	Fig.2
MCG25P06Y	DFN3333	P	73.5	-60	±20	-25	0.05	0.065		-1.5	-2.7	1024	No	Fig.21
MCAC28P06Y	DFN5060	P	60	-60	±20	-28	0.04	0.055		-1.5	-2.7	1050	No	Fig.21
MCAC60P06	DFN5060	P	130	-60	±20	-60	0.018			-2	-3.5	5814	No	Fig.21
MCAC80P06Y	DFN5060	P	120	-60	±18	-80	0.008			-2	-4	5450	No	Fig.21
MCU12P06Y	DPAK	P	30	-60	±20	-12	0.085	0.12		-1	-2.5	505	No	Fig.2
MCU30P06Y	DPAK	P	72	-60	±20	-30	0.055	0.065		-1.5	-2.7	1050	No	Fig.2
MCU50P06Y	DPAK	P	89	-60	±18	-50	0.012	0.015		-1	-3	4260	No	Fig.2
MCU60P06	DPAK	P	130	-60	±20	-60	0.018			-2	-3.5	5814	No	Fig.2
MCU80P06Y	DPAK	P	120	-60	±18	-80	0.0084			-2	-4	5450	No	Fig.2
MCQ07P06Y	SOP-8	P	3.1	-60	±20	-7	0.047	0.06		-1.3	-2.5	1100	No	Fig.21
MCT04P06	SOT-223	P	2	-60	±20	-3.5	0.08	0.1		-1	-3	650	No	Fig.2
MCT04P06Y	SOT-223	P	2	-60	±20	-4	0.085	0.12		-1	-2.5	505	No	Fig.2
MCP60P06	TO-220AB(H)	P	130	-60	±20	-60	0.018			-2	-3.5	5814	No	Fig.2
MCP80P06Y	TO-220AB(H)	P	89	-60	±18	-80	0.0084			-2	-3.5	5810	No	Fig.2
MCPF80P06Y	TO-220F	P	83	-60	±18	-80	0.01			-2	-4	5810	No	Fig.2
MCB40P10Y	D2-PAK	P	125	-100	±20	-40	0.056	0.062		-1	-2.5	2100	No	Fig.2
MCAC25P10Y	DFN5060	P	88	-100	±20	-25	0.056	0.062		-1	-2.5	2100	No	Fig.21
MCU12P10	DPAK	P	40	-100	±20	-12	0.2			-1	-3	1055	Yes	Fig.4
MCU18P10Y	DPAK	P	70	-100	±20	-18	0.11	0.13		-1	-2.5	1050	No	Fig.2
MCU20P10	DPAK	P	70	-100	±20	-20	0.116			-1	-3	2100	Yes	Fig.4
MCU28P10Y	DPAK	P	96	-100	±20	-28	0.058	0.065		-1	-2.5	2100	No	Fig.2
MCQ05P10Y	SOP-8	P	3.1	-100	±20	-4.5	0.11	0.12		-1	-2.5	1051	No	Fig.21
MCT06P10	SOT-223	P	1.25	-100	±20	-6	0.205	0.25		-1.2	-2.8	760	Yes	Fig.4
MCT08P10Y	SOT-223	P	89	-100	±20	-8	0.11	0.13		-1	-2.5	1050	No	Fig.2

20~60V Dual P-Channel MOSFETs

Part Number	Package	Channel	Power Rating	Drain-Source Voltage	Gate Source Voltage	Drain Current	Static Drain-Source On-Resistance			Gate Threshold Voltage (Min)	Gate Threshold Voltage (Max)	Input Capacitance	ESD Diodes (Y/N)	Internal Structure
			P_D(W)	V_{DS} (V)	V_{GS} (V)	I_D (A)	$R_{DS(ON)}$(Ω) @10V	$R_{DS(ON)}$ (Ω) @4.5V	$R_{DS(ON)}$ (Ω) @2.5V	$V_{GS(th)}$ (V)	$V_{GS(th)}$ (V)	C_{iss}(pF)		
MCM2301	DFN2020-6L	P+P	1.4	-20	±10	-3.8		0.07	0.09	-0.5	-0.9	880	No	Fig.17
MCGD30P02	DFN3333-D	P+P	21	-20	±10	-30		0.019	0.022	-0.4	-1	2992	No	Fig.18
MCQ4953	SOP-8	P+P	2.5	-30	±20	-5	0.06	0.09		-1	-2.5	-	No	Fig.18
MCQ7328	SOP-8	P+P	1.4	-30	±20	-8	0.021	0.032		-1	-2.5	2675	No	Fig.18
MCQD08P04	SOP-8	P+P	2.4	-40	±20	-8	0.05	0.06		-1	-2.5	1045	No	Fig.18
MCQD08P06Y	SOP-8	P+P	1.9	-60	±20	-8	0.085	0.12		-1	-2.5	505	No	Fig.18

20~100V N+ P Channel MOSFETs

Part Number	Package	Channel	Power Rating	Drain-Source Voltage	Gate Source Voltage	Drain Current	Static Drain-Source On-Resistance			Gate Threshold Voltage (Min)	Gate Threshold Voltage (Max)	Input Capacitance	ESD Diodes (Y/N)	Internal Structure
			P_D(W)	V_{DS} (V)	V_{GS} (V)	I_D (A)	$R_{DS(ON)}$(Ω) @10V	$R_{DS(ON)}$ (Ω) @4.5V	$R_{DS(ON)}$ (Ω) @2.5V	$V_{GS(th)}$ (V)	$V_{GS(th)}$ (V)	C_{iss}(pF)		
MCMNP2065	DFN2020-6L	N+P	2.2,1.8	20,-20	±10	6.0,-6.0		0.025 ,0.042	0.032,0.055	0.4,-0.4	1.0,-1.0	418 ,1010	No	Fig.6
MCMNP2065A	DFN2020-6L	N+P	2,2	20,-20	±10	6.0,-4.0		0.025,0.051	0.032,0.067	0.4,-0.4	1.0,-1.0	418 ,880	No	Fig.6
MCQ07NP03A	SOP-8	N+P	1.9	30,-30	±20	7.0,-7.0	0.018,0.023	0.030,0.034		1.0,-1.0	2.2,-2.5	526 ,1497	No	Fig.20
MCQ4503B	SOP-8	N+P	2	30,-30	±12	5.6,-4.4	0.025,0.055	0.031,0.066		0.65,-0.6	1.5,-1.4	535 ,680	No	Fig.20
MCQ4559A	SOP-8	N+P	2	60,-60	±20	4.5,-3.5	0.045,0.080	0.050,0.115		1.0,-1.0	2.5,-2.5	850 ,505	No	Fig.20
MCACD12NP10Y	DFN5060-8D	N+P	-	100,-100	±20	25,-12	0.026,0.120	0.030,0.130		1.2,-1.2	2.5,-2.5	1200 ,1100	No	Fig.20

Automotive Grade Products

Part Number	Package	Channel	Power Rating	Drain-Source Voltage	Gate Source Voltage	Drain Current	Static Drain-Source On-Resistance			Gate Threshold Voltage (Min)	Gate Threshold Voltage (Max)	Input Capacitance	ESD Diodes (Y/N)	Internal Structure
			P_D(W)	V_{DS} (V)	V_{GS} (V)	I_D (A)	$R_{DS(ON)}$(Ω) @10V	$R_{DS(ON)}$ (Ω) @4.5V	$R_{DS(ON)}$ (Ω) @2.5V	$V_{GS(th)}$ (V)	$V_{GS(th)}$ (V)	C_{iss}(pF)		
MCMN2014HE3	DFN2020-6LE	N	-	12	±8.0	15		0.009	0.011	0.4	1.1	1791	No	Fig.11
MCAC38N10YHE3	DFN5060	N	70	100	±20	38	0.019	0.023		1	2.5	1150	No	Fig.23
MCAC60N10YAHE3	DFN5060	N	78	100	±20	60	0.01	0.013		1	2.8	2500	No	Fig.23
MCU45N10HE3	DPAK	N	72	100	±20	45	0.017	0.0215		1	2.5	1135	No	Fig.1
MCG08P06HE3	DFN3333-8	P	20.8	-60	±20	-8	0.0284	0.0393		-1	-3	4304	No	Fig.21
MCAC25P10YHE3	DFN5060	P	70	-100	±20	-25	0.055	0.06		-1	-2.5	2200	No	Fig.21

Protection Devices

* Wide ESD port protection portfolio: USB, Ethernet, HDMI, RS-232, CAN/LIN
* Power TVS from 3.3V to 600V and up to 30KW

ESD Protection Devices

1.8V~70V

Part Number	Package	Protected Lines	Peak Power Dissipation	Reverse Standoff Voltage	Maximum Reverse Leakage Current	Test Current	Breakdown Voltage		Maximum Clamping Voltage	Maximum Peak Pulse Current	Junction Capacitance	Internal Structure
			P_{PK}(W)	V_{RWM}(V)	I_R (uA)	I_t(mA)	V_{BR}(V) Min	V_{BR}(V) Max	V_C (V)	I_{PP}(A)	C_J(pF)	
ESD1V8LB	DFN1006-2	1	100	1.8	0.2		2.5		8.5	12	30	Fig.1
ESDH1V8LB	DFN1006-2	1	300	1.8	0.2		2.5		8	38	80	Fig.1
ESDSB2V5AE2	0201-A	1	100	2.5	0.1				10	10	25	Fig.1
SLVU2.8-4	SOP-8	4	600	2.8	1	1	3		21	30	2	Fig.19
ESDH3V3AE2	0201-A	1	170	3.3	0.1	1	3.5		8.5	20	35	Fig.1
ESDLC3V3AE2	0201-A	1	30	3.3	0.2	1	4.3		10	3	3	Fig.1
ESDSBLC3V3AE2	0201-A	1	90	3.3	0.1	1	3.5		10	9	13	Fig.1
ESDSBSLC3V3AE2	0201-A	1	34	3.3	0.05	1	7		9	4	0.5	Fig.40
CSP3V3L	CSP1006-2	1	600	3.3	0.5	1	3.6	5.5	10.5	65	150	Fig.2
ESDLC3324DFN10	DFN-10	4	65	3.3	1		5	8	13	5	0.65	Fig.5
ESD3V3L	DFN1006-2	1	300	3.3	1	1	4.2	6	15	20	250	Fig.2
ESDL3V3LB	DFN1006-2	1	80	3.3	0.05	0.002	3.5		8	8	25	Fig.1
ESDLC3V3L	DFN1006-2	1	150	3.3	0.5	0.002	3.5		15	10	20	Fig.2
ESDLC3V3LB	DFN1006-2	1	20	3.3	0.1	1	4.3	6.8	11	1	3.1	Fig.1
ESDSB3V3LB	DFN1006-2	1	600	3.3	1	1	3.8		10	60	110	Fig.1
ESDSBLC3V3LB	DFN1006-2	1	90	3.3	0.1	1	3.5		10	9	13	Fig.1
ESDSBPLC3V3LB	DFN1006-2	1	53	3.3	0.05	1	7		7.5	7	1	Fig.40
ESDSBSLC3V3LB	DFN1006-2	1	34	3.3	0.05	1	7		9	4	0.5	Fig.40
ESDSLC3V3LB	DFN1006-2	1	100	3.3	0.05	1	5		20	5	0.3	Fig.1
ESDLC3304P8	DFN2626-10	4	450	3.3	0.5	0.002	3.5		18	25	2	Fig.13
ESD3V3D3B	SOD-323	1	500	3.3	0.5	0.002	4.2	6	17	30	200	Fig.1
ESDLC3V3D3B	SOD-323	1	350	3.3	1	1	4		36	28	4.5	Fig.18
ESDSLC3V3D3B	SOD-323	1	350	3.3	0.1	1	4		8	20	1.5	Fig.18
ESD3V3D5	SOD-523	1	220	3.3	0.08	1	5		13	16	105	Fig.2
ESD3V3D5B	SOD-523	1	96	3.3	0.5	1	4.2	6.5	12	8	16	Fig.1
ESDLC3V3D5	SOD-523	1	155	3.3	0.1	0.002	3.5		14.5	11	12	Fig.3
ESDSB3V3D5B-T3P	SOD-523	1	140	3.3	0.1		3.5		9	13	28	Fig.1
ESD3V3D9	SOD-923	1	100	3.3	1	1	5		8.8	5	50	Fig.2
ESD3V3D9B	SOD-923	1	80	3.3	1	1	4		8	1	8	Fig.1
LC03-3.3	SOP-8	2	7200	3.3	0.5	0.002	3.5		48	150	16	Fig.20
ESD3V3AP	SOT-23	2	300	3.3	10	1	5	5.9	7.5	13.3	150	Fig.4
SM3.3	SOT-23	2	360	3.3	1.5	1	5.2	6	20	18	200	Fig.4
SM3.3B	SOT-23	2	350	3.3	1.5	1	4	6.5	10	25	100	Fig.26
SM3.3H	SOT-23	2	500	3.3	0.5	1	3.5		12.5	40	260	Fig.4
SRV33-4L	SOT23-6L	4	300	3.3	0.5		3.5	5.3	14	22	5	Fig.31
ESD4V5LB	DFN1006-2	1	540	4.5	0.5	1	4.8	6	12	45	100	Fig.1
ESD4571P6	DFN1610-2	1	2400	4.5	0.2	1	4.8		18	180	400	Fig.2
ESD4V5P4	DFN2020-3L	1	5000	4.5	2	1	4.8		18	280	680	Fig.35
ESD4V5P4B	DFN2020-3L	1	6000	4.5	1	1	4.8		20	300	350	Fig.36
ESDN4V5D3B	SOD-323	1	2000	4.5	1	1	4.7		15	135	300	Fig.1
ESDLC5V0AE2	0201-A	1	120	5	0.1	1	6	9	15	8	15	Fig.1
ESDSBL5V0AE2	0201-A	1	96	5	0.1	1	6		12	8	13	Fig.1
ESDSBSLC5V0AE2	0201-A	1	44	5	0.05	1	6		14	4	0.5	Fig.40
ESDSLC5V0AE2	0201-A	1	125	5	0.1	1	6.5	9.5	25	5	0.32	Fig.1

ESD Protection Devices

1.8V~70V

Part Number	Package	Protected Lines	Peak Power Dissipation	Reverse Standoff Voltage	Maximum Reverse Leakage Current	Test Current	Breakdown Voltage		Maximum Clamping Voltage	Maximum Peak Pulse Current	Junction Capacitance	Internal Structure
			P_{PK}(W)	V_{RWM}(V)	I_R (uA)	I_t(mA)	V_{BR}(V) Min	V_{BR}(V) Max	V_C (V)	I_{PP}(A)	C_J(pF)	
ESDULC5V0AE2	0201-A	1	11	5	0.1	1	6		11	1	3	Fig.1
CSP5V0AE	CSP0201	1	140	5	0.5	1	6		9.5	18	30	Fig.1
CSPLC5V0AE	CSP0201	1	90	5	0.5	1	5.8		10	9	20	Fig.1
CSPSLC5V0AE	CSP0201	1	60	5	0.5		6	9	20	3	0.25	Fig.1
CSP5V0L	CSP1006-2	1	500	5	0.5	1	5.8	8	10.5	50	130	Fig.2
CSPH5V0LB	CSP1006-2	1	900	5	0.5	1	5.5	7.5	10.5	100	300	Fig.1
CSPLC5V0LB	CSP1006-2	1	140	5	0.5	1	6		9.5	18	30	Fig.1
CSPSBULC5V0LB	CSP1006-2	1	35	5	0.2	1	8	14	8	5	1	Fig.1
CSPSLC5V0LB	CSP1006-2	1	60	5	0.5	1	6	9	20	3	0.22	Fig.1
CSPULC5V0LB	CSP1006-2	1	80	5	0.5	1	6	8.5	22	4	0.45	Fig.1
ESDLC0524DFN10	DFN-10	4	150	5	0.9	1	6.1	8.5	18	5	0.8	Fig.5
ESDSLC0524F	DFN-10	4	150	5	0.9	1	6.1	9.6	15	5	0.8	Fig.5
ESDSLC0534DFN10	DFN-10	4	50	5	0.2	1	6	8.5	15	3	0.5	Fig.5
ESD5V0LB	DFN1006-2	1	400	5	0.5	1	6	9	16	25	100	Fig.1
ESDSB5V0LB	DFN1006-2	1	260	5	0.1	1	5.1		13	20	42	Fig.1
ESDSBL5V0LB	DFN1006-2	1	96	5	0.1	1	5.3	7.5	10	8	13	Fig.1
ESDSBLC5V0LB	DFN1006-2	1	41	5	0.1	1	5.3		12	3.5	4	Fig.1
ESDSBULC5V0LB	DFN1006-2	1	84	5	0.05	1	6		12	7	1	Fig.40
ESDSLC5V0L	DFN1006-2	1	80	5	0.1	1	6		16	4	0.7	Fig.3
ESDSLC5V0LB	DFN1006-2	1	100	5	0.5	1	6	9	20	4	0.35	Fig.1
ESDULC5V0LB	DFN1006-2	1	10	5	0.2	1	6		10	1	3	Fig.1
ESDLC5V0L2B	DFN1006-2L	1	75	5	0.5	1	5.6		15	5	15	Fig.1
ESDSBL5V0LTB	DFN1006-3	2	96	5	0.1	1	5.3		12	8	11	Fig.26
ESDSLC5V0LTB	DFN1006-3	2	75	5	0.1	1	6.4		15	5	0.8	Fig.4
ESD5V0PW	DFN1308-5	4	36	5	0.1	1	6.5	9	12	3	0.45	Fig.39
SRL05P7	DFN1510-6	4	90	5	0.9	1	6.1	9.6	17	5	0.8	Fig.34
ESD0551P1	DFN1608-2	1	1200	5	1		6		15	80	700	Fig.2
ESD0571P6	DFN1610-2	1	1875	5	1	1	6		15	125	650	Fig.2
ESDLC0502P6	DFN1610-6	2	75	5	0.5	1	6		15	5	0.8	Fig.7
ESDLC0524P3	DFN1616-6	4	230	5	0.1		6.5	9	14	17	1.3	Fig.23
ESDLC5V0PA6	DFN4120-10	6	100	5	0.5		6		25	4	0.4	Fig.16
ESD5V0D3	SOD-323	1	350	5	1	1	6.2	7.3	15.5	15	350	Fig.2
ESD5V0D3B	SOD-323	1	120	5	1	1	5.8	8.8	15	8	27	Fig.1
ESDLC5V0D3	SOD-323	1	350	5	5	1	6		32	21	5	Fig.3
ESDLC5V0D3B	SOD-323	1	350	5	1	1	6		32	21	5	Fig.18
ESDN5V0D3B	SOD-323	1	1620	5	0.5	1	6		13.5	120	300	Fig.1
ESDSLC5V0D3B	SOD-323	1	350	5	0.5	1	6		28	18	1.5	Fig.18
SD05CH	SOD-323	1	500	5	0.2	1	6		15	34	200	Fig.1
ESD5V0D5	SOD-523	1	174	5	0.05	1	6.2		18.6	9.4	80	Fig.2
ESD5V0D5B	SOD-523	1	150	5	1	1	5.8	8.8	13	12	27	Fig.1
ESDH5V0D5	SOD-523	1	300	5	0.5	1	6		14	22	160	Fig.2
ESDSLC5V0D5	SOD-523	1	80	5	0.5	1	6		16	5	0.7	Fig.3
ESDLC5V0D9	SOD-923	1	100	5	1	1	5.4	8.5	9.8	1	0.5	Fig.2
ESDLC5V0D9B	SOD-923	1		5	1	1	5.6	7.8			2.1	Fig.1

·M·C·C·
Micro Commercial Components
ESD Protection Devices

1.8V~70V

Part Number	Package	Protected Lines	Peak Power Dissipation	Reverse Standoff Voltage	Maximum Reverse Leakage Current	Test Current	Breakdown Voltage		Maximum Clamping Voltage	Maximum Peak Pulse Current	Junction Capacitance	Internal Structure
			P_{PK}(W)	V_{RWM}(V)	I_R (uA)	I_t(mA)	V_{BR}(V) Min	V_{BR}(V) Max	V_C (V)	I_{PP}(A)	C_J(pF)	
ESDLC5V0D9L	SOD-923	1	75	5	0.5	1	5.4	6.5	15	5	0.9	Fig.3
LSR05	SOT-143	2	90	5	0.5	1	6		12	5	0.4	Fig.21
SR05	SOT-143	2	500	5	0.5	1	6		20	25	6	Fig.21
ESDSLC5V0T2	SOT-23	2	100	5	0.5	1	6		20	5	0.4	Fig.4
HSM05	SOT-23	2	320	5	0.5	1	6		14	23	160	Fig.4
SM05	SOT-23	2	300	5	10	1	6.2	7.3	9.8	12	110	Fig.4
SM05B	SOT-23	2	300	5	1	1	6		15	20	80	Fig.26
SRL05	SOT23-6L	4	90	5	0.9	1	6.1	9.6	17	5	0.8	Fig.34
SRV05-4A	SOT23-6L	4	300	5	5	1	6		25	12	3	Fig.31
SRV05-4C	SOT23-6L	4	300	5	0.5	1	6	8.5	18	17	0.4	Fig.31
SRV05-4D	SOT23-6L	4	72	5	0.1		7	9	12	6	0.8	Fig.23
ESDU5V0T5	SOT-523	2	56	5	1	1	5.4	9.4	11	4	0.5	Fig.4
ESDA6V1L	SOT-23	2	300	5.25	20		6.1	7.2	16.5	18.5	140	Fig.4
ESDPLC5V0AE2	0201-A	1	40	5.5	0.05	1	6.1	8.8	15	3	0.2	Fig.1
ESDSB5V5AE2	0201-A	1	72	5.5	0.1	1	6.1		12	6	13	Fig.1
ESDLC5V0LB	DFN1006-2	1	80	5.5	0.2	1	6	8	10	8	20	Fig.1
ESDSB5V5LB	DFN1006-2	1	72	5.5	0.1	1	6.1		12	6	13	Fig.1
ESDSBSLC5V0L	DFN1006-2	1	42	5.5	0.1	1	7	9	14	3.6	0.65	Fig.2
ESDSLC5V0L2B	DFN1006-2L	1	40	5.5	0.05	1	6.1	8.8	15	3	0.2	Fig.1
ESDLC0504P3	DFN1616-6	3	60	5.5	0.5	1	6.5		12	5	0.4	Fig.10
ESDLC3603P3	DFN1616-6	3	100	5.5	0.5	1	6.5		20	5	0.5	Fig.9
ESDLC0554P3	DFN1616-6L	4	240	5.5	0.1		6	7.8	22	11	2	Fig.23
SRV05-4L	SOT23-6L	4	350	5.5	1	1	6		17.5	12	1.5	Fig.31
ESDLC7V0AE2	0201-A	1	100	7	0.2	1	7.5		17	6	15	Fig.1
CSPH7V0L	CSP1006-2	1	700	7	0.5		8		15	45	185	Fig.2
ESD7V0L	DFN1006-2	1	300	7	0.5	1	7.5		17	18	90	Fig.2
ESD7V0LB	DFN1006-2	1	80	7	0.2	1	7.5		16	5	15	Fig.1
ESDSB7V0LB	DFN1006-2	1	84	7	0.1	1	7.2	10.5	14	6	13	Fig.1
ESD0751P6	DFN1610-2	1	1800	7	1		8	10	17	100	900	Fig.2
ESD0771P6	DFN1610-2	1	1875	7	0.5	1	7.5		16.5	115	550	Fig.2
ESD7V0D5	SOD-523	1	200	7	0.03	1	7.5		22.7	8.8	65	Fig.2
ESD7V0P4	DFN2020-3L	1	6000	7.5	1	1	8		22	275	1500	Fig.35
CSP8V0LB	CSP1006-2	1	150	8	0.5	1	9		20	9	12	Fig.1
ESDLC8V0D3B	SOD-323	1	350	8	1	1	8.5		31.6	18	3	Fig.18
ESDSLC8V0D3B	SOD-323	1	350	8	0.2	1	8.5	10	19.5	18	1.5	Fig.18
SD08CH	SOD-323	1	500	8	0.2	1	8.5		18	30	120	Fig.1
ESD1051P6	DFN1610-2	1	1800	10	1		10.7	12.3	20	86	650	Fig.2
ESD1051P4	DFN2020-3L	1	4500	10	1		10.5	12.5	21	205	2600	Fig.35
ESDLC12VAE2	0201-A	1	100	12	0.2	1	13.3		20	5	10	Fig.1
CSP12VLB	CSP1006-2	1	150	12	0.2	1	13		21	8	12	Fig.1
CSPH12VL	CSP1006-2	1	1300	12	1	1	13	16.5	32	45	150	Fig.1
ESD0512LB	DFN1006-2	1	200	12	0.2	1	13, 6	17, 10	20	10	40	Fig.1
ESD12VL	DFN1006-2	1	300	12	0.1	1	13.3		25	12	60	Fig.2
ESD12VLB	DFN1006-2	1	350	12	0.1	1	13.3		25	14	50	Fig.1

ESD Protection Devices

1.8V~70V

Part Number	Package	Protected Lines	Peak Power Dissipation	Reverse Standoff Voltage	Maximum Reverse Leakage Current	Test Current	Breakdown Voltage		Maximum Clamping Voltage	Maximum Peak Pulse Current	Junction Capacitance	Internal Structure
			P_{PK}(W)	V_{RWM}(V)	I_R (uA)	I_T(mA)	V_{BR}(V) Min	V_{BR}(V) Max	V_C (V)	I_{PP}(A)	C_J(pF)	
ESDLC12VLB	DFN1006-2	1	100	12	0.2	1	13.3		20	5	7	Fig.1
ESDSBLC12VLB	DFN1006-2	1	120	12	0.1	1	13		22	7	7	Fig.1
ESDSLC12VLB	DFN1006-2	1	80	12	0.2		13.5		32	2.5	0.5	Fig.1
ESD1251P6	DFN1610-2	1	1800	12	1		12.8	14.6	22	75	510	Fig.2
ESD1271P6	DFN1610-2	1	1875	12	0.1	1	12.6		25	75	500	Fig.2
ESD1251P4	DFN2020-3L	1	4500	12	0.1		12.5	15	24	200	2000	Fig.35
ESD12VP4	DFN2020-3L	1	6000	12	1	1	13		30	200	550	Fig.35
ESD12VD3B	SOD-323	1	350	12	1	1	13.5		15.5	1	100	Fig.1
ESDLC12VD3B	SOD-323	1	350	12	1	1	13.3		28.6	11	3	Fig.18
ESDULC12VD3B	SOD-323	1	500	12	0.2	1	13.3	17.8	29	12	1.5	Fig.18
SD12C	SOD-323	1	500	12	0.2	1	13.3		28	18	100	Fig.1
ESD12VD5	SOD-523	1	240	12	0.02	1	14.1		25	9.6	55	Fig.2
ESD12VD9	SOD-923	1	100	12	1	1	13.5		18.4	1	15	Fig.2
SM12B	SOT-23	2	300	12	0.5	1	13.3		30	10	32	Fig.26
SM712	SOT-23	2	400	12	1	1	13.3		25	13	45	Fig.26
SM712H	SOT-23	2	1000	12	0.1	1	13.3		25	25	75	Fig.26
ESD15VL	DFN1006-2	1	300	15	0.5	1	16.7	20	30	10	65	Fig.2
ESDLC15VLB	DFN1006-2	1	150	15	0.2		16.2		25	6		Fig.1
ESD1531P1	DFN1608-2	1	700	15	0.5		16.5		35	20	100	Fig.2
ESD1551P6	DFN1610-2	1	1800	15	1		15.5	18	30	60	380	Fig.2
ESD1551P4	DFN2020-3L	1	4500	15	0.1		15.5	18	28	160	1500	Fig.35
ESDSLC15VD3B	SOD-323	1	300	15	0.2	1	16.7		30	10	1.5	Fig.18
SD15CH	SOD-323	1	500	15	0.2	1	16.7		31	16	80	Fig.1
ESD15VD5	SOD-523	1	350	15	0.2	1	18	23	32	11	80	Fig.2
SM15B	SOT-23	2	300	15	0.2	1	17		35	8	25	Fig.26
SM15H	SOT-23	2	500	15	0.2	1	16.7		32	20	90	Fig.4
ESDSLC16VLB	DFN1006-2	1	30	16	0.1	1	18		30	1	0.9	Fig.1
ESDSBSLC18VAE2	0201-A	1	34	18	0.05	1	18.5		10	4	0.5	Fig.40
ESDSBSLC18VLB	DFN1006-2	1	40	18	0.05	1	18.5		10	4	0.5	Fig.40
ESDSLC18VLB	DFN1006-2	1	80	18	0.2	1	19		40	2	0.3	Fig.1
ESD1851P6	DFN1610-2	1	1800	18	1		19.2	22.5	35	50	310	Fig.2
ESD1851P4	DFN2020-3L	1	4500	18	0.1		18.5	21	33	150	1200	Fig.35
SM22	SOT-23	2	300	22	1	1	27		44	3	80	Fig.4
ESDSLC24VAE2	0201-A	1	80	24	0.5				53	1.5		Fig.1
ESD24VLB	DFN1006-2	1	300	24	0.1	1	27		40	5	20	Fig.1
ESDSLC24VLB	DFN1006-2	1	80	24	0.5	1	26.5		53	1.5	0.3	Fig.1
ESD2471P6	DFN1610-2	1	1875	24	0.1	1	26.7		53.5	35	200	Fig.2
ESD2451P4	DFN2020-3L	1	4500	24	0.1		24.5	28	38	120	1000	Fig.35
ESDLC24VD3B	SOD-323	1	350	24	1	1	26.7		45	6	3	Fig.18
ESDSLC24VD3B	SOD-323	1	360	24	0.2	1	27		55	6	1.5	Fig.18
SD24C	SOD-323	1	450	24	1		26.7		62	8	50	Fig.1
SM24B	SOT-23	2	300	24	0.2	1	27		60	5	20	Fig.26
SD36CH	SOD-323	1	500	36	0.2	1	38		50	6	30	Fig.1
SM36	SOT-23	2	240	36	1	1	40	48	80	3	30	Fig.4

·M·C·C·
Micro Commercial Components

ESD Protection Devices

1.8V~70V

Part Number	Package	Protected Lines	Peak Power Dissipation	Reverse Standoff Voltage	Maximum Reverse Leakage Current	Test Current	Breakdown Voltage		Maximum Clamping Voltage	Maximum Peak Pulse Current	Junction Capacitance	Internal Structure
			P_{PK}(W)	V_{RWM}(V)	I_R (uA)	I_T(mA)	V_{BR}(V) Min	V_{BR}(V) Max	V_C (V)	I_{PP}(A)	C_J(pF)	
SM36B	SOT-23	2	300	36	0.2	1	38		90	3	15	Fig.26
SR70	SOT-143	2	168	70	5	0.05	85		7	24	10	Fig.22

Automotive Grade Products

Part Number	Package	Protected Lines	Peak Power Dissipation	Reverse Standoff Voltage	Maximum Reverse Leakage Current	Test Current	Breakdown Voltage		Maximum Clamping Voltage	Maximum Peak Pulse Current	Junction Capacitance	Internal Structure
			P_{PK}(W)	V_{RWM}(V)	I_R (uA)	I_T(mA)	V_{BR}(V) Min	V_{BR}(V) Max	V_C (V)	I_{PP}(A)	C_J(pF)	
ESD1524D3BHE3A	SOD-323	1	160	15	0.05		17.1	20.3	35	5	30	Fig.18
ESD1524D3B	SOD-323	1	160	15	0.05	1	17.1		35	5	10	Fig.18
HSM24BHE3	SOT-23	2	384	24	0.1		26.3	30.3	48	8	32	Fig.26
SM24BHE3	SOT-23	2	300	24	0.2	1	27		50	4	20	Fig.26

200W~600W

Part Number	Polarity	Package	Peak Pluse Power Dissipation	Reverse Standoff Voltage	Reverse Leakage	Max. Clamping Voltage	Peak Pulse Current	Breakdown Voltage		Test Current
			P_{PK} (W)	V_{RWM}(V)	I_R(uA)	V_C (V)	I_{PP}(A)	V_{BR}(V) Min	V_{BR}(V) Max	I_T(mA)
SMF5.0A~SMF170A	Unidirectional	SOD-123FL	200	5.0~170	1~400	9.2~275	0.6~21.7	6.4~189	7~209	1~10
SMF5.0CA~SMF170CA	Bidirectional	SOD-123FL	200	5.0~170	1~400	9.2~275	0.6~21.7	6.4~189	7~209	1~10
P4KE6.8A~P4KE550A	Unidirectional	DO-41	400	5.8~495	1~1000	10.5~760	0.52~39	6.45~522.5	7.14~577.5	1~10
P4KE6.8CA~P4KE550CA	Bidirectional	DO-41	400	5.8~495	1~1000	10.5~760	0.52~39	6.45~522.5	7.14~577.5	1~10
SM4F5.0A~SM4F100A	Unidirectional	SOD-123FL	400	5.0~100	1~400	9.2~162	2.2~43.5	6.4~111	7~123	1~10
SM4F11CA~SM4F20CA	Bidirectional	SOD-123FL	400	11~20	1	18.2~32.4	12.35~21.98	12.2~22.2	13.5~24.5	1
SMAF5.0A~SMAF300A	Unidirectional	DO-221AC	400	5~300	1~800	9.2~486	0.8~43.5	6.4~335	7~371	1~10
SMAF5.0CA~SMAF300CA	Bidirectional	DO-221AC	400	5~300	1~800	9.2~486	0.8~43.5	6.4~335	7~371	1~10
SMAJ5.0A~SMAJ440A	Unidirectional	SMA	400	5~440	1~800	9.2~713	0.6~43.5	6.4~492	7~543	1~10
SMAJ5.0CA~SMAJ440CA	Bidirectional	SMA	400	5~440	1~800	9.2~713	0.6~43.5	6.4~492	7~543	1~10
SMAJP4KE220AL~SMAJP4KE350AL	Unidirectional	SMA	400	185~300	1	328~482	0.9~1.3	209~332	231~368	1
SMAJP4KE6.8A~SMAJP4KE550A	Bidirectional	SMA	400	5.8~495	1~1000	10.5~760	0.5~39	6.4~522.5	7.14~577.5	1~10
SMAJP4KE6.8CA~SMAJP4KE550CA	Unidirectional	SMA	400	5.8~495	1~1000	10.5~760	0.5~39	6.4~522.5	7.14~577.5	1~10
P5KE5.0A~P5KE200A	Unidirectional	DO-15	500	5~200	3~600	9.2~324	1.5~54.3	6.4~220	7.25~256	1~10
P5KE5.0CA~P5KE200CA	Bidirectional	DO-15	500	5~200	3~1200	9.2~324	1.5~54.3	6.4~220	7.25~256	1~10
SA5.0A~SA170A	Unidirectional	DO-15	500	5~170	1~600	9.2~275	1.9~55.4	6.4~189	7~209	1~10
SA5.0CA~SA170CA	Bidirectional	DO-15	500	5~170	1~600	9.2~275	1.9~55.4	6.4~189	7~209	1~10
SAC5.0~SAC50	Unidirectional	DO-15	500	5~50	5~300	10~88	5.8~44	7.6~55.5	-	1
SMBSAC5.0~SMBSAC50	Unidirectional	SMB	500	5.0~50	5~300	10~88	5.8~44	7.6~55.5	-	1
P6KE6.8A~P6KE600A	Unidirectional	DO-15	600	5.8~512	1~1000	10.5~828	0.75~57	6.45~570	7.14~630	1~10
P6KE6.8CA~P6KE600CA	Bidirectional	DO-15	600	5.8~512	1~1000	10.5~828	0.75~57	6.45~570	7.14~630	1~10
SAC136	Unidirectional	DO-15	600	136	1	219	2.7	150	170	1
SMA6J5.0AFL~SMA6J130AFL	Unidirectional	DO-221AC	600	5.0~130	1~800	9.2~209	2.9~65.2	6.4~144	7~159	1~10
SMA6J11CAFL~SMA6J85CAFL	Bidirectional	DO-221AC	600	11~85	1	18.2~137	4.4~33	12.2~94.4	13.5~104	1
SMA6J5.0A~SMA6J58A	Unidirectional	SMA	600	5~58	1~800	9.2~93.6	6.41~65.2	6.4~64.4	7~71.2	1~10
SMA6J5.0CA~SMA6J58CA	Bidirectional	SMA	600	5~58	1~800	9.2~93.6	6.41~65.2	6.4~64.4	7~71.2	1~10
SMBJ220AL~SMBJ440AL	Unidirectional	SMB	600	220~440	1	356~713	0.9~1.7	246~492	272~543	1
SMBJ220CAL~SMBJ440CAL	Bidirectional	SMB	600	220~440	1	356~713	0.9~1.7	246~492	272~543	1
SMBJ5.0A~SMBJ440A	Unidirectional	SMB	600	5~440	1~800	9.2~713	0.9~65.2	6.4~492	7~543	1~10
SMBJ5.0CA~SMBJ440CA	Bidirectional	SMB	600	5~440	1~800	9.2~713	0.9~65.2	6.4~492	7~543	1~10
SMBJP6KE250AL~SMBJP6KE400AL	Unidirectional	SMB	600	214~342	1	344~548	1.1~1.9	237~380	263~420	1
SMBJP6KE6.8A~SMBJP6KE550A	Unidirectional	SMB	600	5.8~495	1~1000	10.5~760	0.8~58.1	6.45~522.5	7.14~577.5	1~10
SMBJP6KE6.8CA~SMBJP6KE550CA	Bidirectional	SMB	600	5.8~495	1~1000	10.5~760	0.8~58.1	6.45~522.5	7.14~577.5	1~10
SMBF5.0A~SMBF220A	Unidirectional	SMBF	600	5.0~220	1~800	9.2~356	1.69~65.22	6.4~246	7.07~272	1~10
SMBF5.0CA~SMBF220CA	Bidirectional	SMBF	600	5.0~220	1~800	9.2~356	1.69~65.22	6.4~246	7.07~272	1~10

1000W~5000W

Part Number	Polarity	Package	Peak Pluse Power Dissipation	Reverse Standoff Voltage	Reverse Leakage	Max. Clamping Voltage	Peak Pulse Current	Breakdown Voltage		Test Current
			P_{PK} (W)	V_{RWM}(V)	I_R(uA)	V_C (V)	I_{PP}(A)	V_{BR}(V) Min	V_{BR}(V) Max	I_T(mA)
SMB10J5.0A~SMB10J120A	Unidirectional	SMB	1000	5.0~120	1~800	9.2~193	5.18~108.7	6.4~133	7~147	1~10
SMB10J5.0CA~SMB10J120CA	Bidirectional	SMB	1000	5.0~120	1~800	9.2~193	5.18~108.7	6.4~133	7~147	1~10
SMBJ1.0KE6.8A~SMBJ1.0KE91A	Unidirectional	SMB	1000	5.8~77.8	1~900	10.5~125	8~95.2	6.46~86.45	7.14~95.55	1~10
SMBJ1.0KE6.8CA~SMBJ1.0KE91CA	Bidirectional	SMB	1000	5.8~77.8	1~900	10.5~125	8~95.2	6.46~86.45	7.14~95.55	1~10
1.5KE6.8A~1.5KE550A	Unidirectional	DO-201AE	1500	5.8~467	5~1000	10.5~760	2~144.8	6.45~522.5	7.14~577.5	1~10
1.5KE6.8CA~1.5KE550CA	Bidirectional	DO-201AE	1500	5.8~467	5~1000	10.5~760	2~144.8	6.45~522.5	7.14~577.5	1~10
LCE6.5A~LCE28A	Unidirectional	DO-201AE	1500	6.5~28	5~1000	11.2~45.5	33~100	7.22~31.3	7.98~34.4	1~10
SMB15J15A~SMB15J58A	Unidirectional	SMB	1500	15~58	5	24.4~93.6	16.03~61.48	16.7~64.4	18.5~71.2	1
SMB15J15CA~SMB15J58CA	Bidirectional	SMB	1500	15~58	5	24.4~93.6	16.03~61.48	16.7~64.4	18.5~71.2	1
SMCJ1.5KE6.8A~SMCJ1.5KE550A	Unidirectional	SMC	1500	5.8~495	5~1000	10.5~760	2~144.8	6.45~522.5	7.14~577.5	1~10
SMCJ1.5KE6.8CA~SMCJ1.5KE550CA	Bidirectional	SMC	1500	5.8~495	5~1000	10.5~760	2~144.8	6.45~522.5	7.14~577.5	1~10
SMCJ220AL~SMCJ350AL	Unidirectional	SMC	1500	220~350	1	356~567	2.6~4.2	246~391	272~432	1
SMCJ220CAL~SMCJ250CAL	Bidirectional	SMC	1500	220~250	1	356~405	3.7~4.2	246~279	272~309	1
SMCJ5.0A~SMCJ440A	Unidirectional	SMC	1500	5.0~440	1~800	9.2~713	2.1~163	6.4~492	7~543	1~10
SMCJ5.0CA~SMCJ440CA	Bidirectional	SMC	1500	5.0~440	1~800	9.2~713	2.1~163	6.4~492	7~543	1~10
SMB20J20A~SMB20J58A	Unidirectional	SMB	2000	20~58	1	32.4~93.6	21.37~61.73	22.2~64.4	24.5~71.2	1
SMB20J20CA~SMB20J58CA	Bidirectional	SMB	2000	20~58	1	32.4~93.6	21.37~61.73	22.2~64.4	24.5~71.2	1
3KP5.0A~3KP220A	Unidirectional	R-6	3000	5~220	10~5000	9.2~371.1	8.1~326.1	6.4~244	7~270	5~50
3KP5.0CA~3KP220CA	Bidirectional	R-6	3000	5~220	10~5000	9.2~371.1	8.1~326.1	6.4~244	7~270	5~50
SMLJ5.0A~SMLJ440A	Unidirectional	SMC	3000	5~440	2~1000	9.2~713	4.21~326	6.4~492	7~543	1~10
SMLJ5.0CA~SMLJ440CA	Bidirectional	SMC	3000	5~440	2~1000	9.2~713	4.21~326	6.4~492	7~543	1~10
5.0SMLJ11A~5.0SMLJ400A	Unidirectional	SMC	5000	11~400	5~800	18.2~648	7.7~275	12.2~447	13.5~494	1~10
5.0SMLJ11CA~5.0SMLJ170CA	Bidirectional	SMC	5000	11~170	5~800	18.2~275	18.2~275	12.2~189	13.5~209	1~10
5KP5.0A~5KP440A	Unidirectional	R-6	5000	5~440	10~5000	9.2~713	7~543	6.4~492	7~543	5~50
5KP5.0CA~5KP440CA	Bidirectional	R-6	5000	5~440	10~5000	9.2~713	7~543	6.4~492	7~543	5~50
5KP5.0A~5KP440A	Unidirectional	R-6	5000	5~440	10~5000	9.2~713	7~543	6.4~492	7~543	5~50
5KP5.0CA~5KP440CA	Bidirectional	R-6	5000	5~440	10~5000	9.2~713	7~543	6.4~492	7~543	5~50

6KW~30KW

Part Number	Polarity	Package	Peak Pluse Power Dissipation	Reverse Standoff Voltage	Reverse Leakage	Max. Clamping Voltage	Peak Pulse Current	Breakdown Voltage		Test Current
			P_{PK} (W)	V_{RWM}(V)	I_R(uA)	V_C (V)	I_{PP}(A)	V_{BR}(V) Min	V_{BR}(V) Max	I_T (mA)
SLD10A~SLD60A	Unidirectional	R-6	6000	10~60	10	17~96.8	61.5~350	11.8~68.4	13~75.6	5
SLD10CA~SLD60CA	Bidirectional	R-6	6000	10~60	10	17~96.8	61.5~350	11.8~68.4	13~75.6	5
15KP17A~15KP280A	Unidirectional	R-6	15000	17~280	10~5000	29.3~452	33~512	18.9~311	20.79~342.4	5~50
15KP17CA~15KP280CA	Bidirectional	R-6	15000	17~280	10~5000	29.3~452	33~512	18.9~311	20.79~342.4	5~50
30KP28A~30KP288A	Unidirectional	R-6	30000	28~288	10~5000	50~469.9	64.5~606	31.28~321.7	34.24~352.2	5~50
30KP28CA~30KP288CA	Bidirectional	R-6	30000	28~288	10~5000	50~469.9	64.5~606	31.28~321.7	34.24~352.2	5~50
30KP28A~30KP288A	Unidirectional	R-6	30000	28~288	10~5000	50~469.9	64.5~606	31.28~321.7	34.24~352.2	5~50
30KP28CA~30KP288CA	Bidirectional	R-6	30000	28~288	10~5000	50~469.9	64.5~606	31.28~321.7	34.24~352.2	5~50

AK/SME/SMG Package

Part Number	Polarity	Package	Peak Pluse Power Dissipation	Reverse Standoff Voltage	Reverse Leakage	Max. Clamping Voltage	Peak Pulse Current	Breakdown Voltage		Test Current
			P_{PK} (W)	V_{RWM}(V)	I_R(uA)	V_C (V)	I_{PP}(A)	V_{BR}(V) Min	V_{BR}(V) Max	I_T (mA)
SMEJ58CA~SMEJ86CA	Bidirectional	SME	-	58~86	5	110~157	10000	64~96	70~107	10
SMGJ80CA	Bidirectional	SMG	-	80	5	130	2500	90	110	1
AK1-076C~AK15-076C	Bidirectional	AK	-	30~430	20	90~625	1K~15K	32~440	-	10

Automotive Grade Products

Part Number	Polarity	Package	Peak Pluse Power Dissipation	Reverse Standoff Voltage	Reverse Leakage	Max. Clamping Voltage	Peak Pulse Current	Breakdown Voltage		Test Current
			P_{PK} (W)	V_{RWM}(V)	I_R(uA)	V_C (V)	I_{PP}(A)	V_{BR}(V) Min	V_{BR}(V) Max	I_T (mA)
SMF7.0AHE3~SMF100AHE3	Unidirectional	SOD-123FL	200	7~100	1~100	12~162	1.1~16.7	7.78~111	8.6~123	1~10
SMAJ10AHE3~SMAJ90AHE3	Unidirectional	SMA	400	10~190	1~5	17~308	1.3~23.5	11.1~211	12.3~232	1
SMAJ10CAHE3~SMAJ190CAHE3	Bidirectional	SMA	400	10~190	1~5	17~308	1.3~23.5	11.1~211	12.3~232	1
SMAJP4KE12AHE3~SMAJP4KE220AHE3	Unidirectional	SMA	400	10.2~185	1~5	16.7~328	1.2~24.6	11.4~209	12.6~231	1
SMAJP4KE12CAHE3~SMAJP4KE220CAHE3	Bidirectional	SMA	400	10.2~185	1~5	16.7~328	1.2~24.6	11.4~209	12.6~231	1
SMA6J13AHE3~SMA6J40AHE3	Unidirectional	SMA	600	13~40	1	21.5~64.5	9.3~27.9	14.4~44.4	15.9~49.1	1
SMA6J13CAHE3~SMA6J40CAHE3	Bidirectional	SMA	600	13~40	1	21.5~64.5	9.3~27.9	14.4~44.4	15.9~49.1	1
SMBJ10AHE3~SMBJ190AHE3	Unidirectional	SMB	600	10~190	1~5	17~292	1.9~36.3	11.1~211	12.3~232	1
SMBJ10CAHE3~SMBJ190CAHE3	Bidirectional	SMB	600	10~190	1~5	17~292	1.9~36.3	11.1~211	12.3~232	1
SMBJP6KE12AHE3~SMBJP6KE220AHE3	Unidirectional	SMB	600	10.2~185	1~5	16.7~328	1.9~36.5	11.4~209	12.6~231	1
SMBJP6KE12CAHE3~SMBJP6KE220CAHE3	Bidirectional	SMB	600	10.2~185	1~5	16.7~328	1.9~36.5	11.4~209	12.6~231	1
SMCJ1.5KE12AHE3~SMCJ1.5KE220AHE3	Unidirectional	SMC	1500	10.2~185	1~5	16.7~328	4.6~91	11.4~209	12.6~231	1
SMCJ1.5KE12CAHE3~SMCJ1.5KE220CAHE3	Bidirectional	SMC	1500	10.2~185	1~5	16.7~328	4.6~91	11.4~209	12.6~231	1
SMCJ10AHE3~SMCJ190AHE3	Unidirectional	SMC	1500	10~190	1~5	17~307.8	4.9~88.2	11.1~211	12.3~232	1
SMCJ10CAHE3~SMCJ190CAHE3	Bidirectional	SMC	1500	10~190	1~5	17~307.8	4.9~88.2	11.1~211	12.3~232	1
SMLJ10AHE3A~SMLJ43AHE3A	Unidirectional	SMC	3000	10~48	1~5	17~77.4	38.8~176.4	11.1~53.3	12.3~58.9	1
SMLJ10CAHE3A~SMLJ43CAHE3A	Bidirectional	SMC	3000	10~48	1~5	17~77.4	38.8~176.4	11.1~53.3	12.3~58.9	1
SMLJ10AHE3~SMLJ43AHE3	Unidirectional	SMC	3000	10~43	2~15	17~69.4	43.2~176.4	11.1~47.8	12.3~52.8	5
SMLJ10CAHE3~SMLJ43CAHE3	Bidirectional	SMC	3000	10~43	2~15	17~69.4	43.2~176.4	11.1~47.8	12.3~52.8	5
SM5S10A~SM5S43A	Unidirectional	DO-218AB	3600	10~43	10~15	17~69.4	52~212	15.6~47.8	17.2~52.8	5
SM6S10A~SM6S43A	Unidirectional	DO-218AB	4600	10~43	10~15	17~69.4	66~271	11.1~47.8	12.3~52.8	5
5.0SMLJ10AHE3~5.0SMLJ58AHE3	Unidirectional	SMC	5000	10~58	2~5	17.0~ 93.6	53.5~294.12	11.1~64.4	12.3~71.2	1
5.0SMLJ10CAHE3~5.0SMLJ58CAHE3	Bidirectional	SMC	5000	10~58	2~5	17.0~ 93.6	53.5~294.12	11.1~64.4	12.3~71.2	1
SM8S10A~SM8S43A	Unidirectional	DO-218AB	6600	10~43	10~15	17~69.4	95.1~388	11.1~47.8	12.3~52.8	5
SM8S14CA~SM8S43CA	Bidirectional	DO-218AB	6600	14~43	10	23.2~69.4	95.1~284	15.6~47.8	17.2~52.8	5

Diodes

* Broad range of Diodes: Zener, Schottky, FRED, PIN and Rectifiers
* Power Bridges in modules type are available

Pin Diodes

200mw~715mw

Part Number	Package	Power Rating	Maximum Reverse Leakage Current		Maximum Forward Voltage Drop Current		Diode Capacitance	Diode Forward Resistance
		P_D (mW)	I_R(uA)	V_R (V)	I_F (mA)	V_F(V)	C_D (pF)	R_D(Ω)
BAP50-03	SOD-323	200	0.1	50	50	1.1	0.91	40
BAP51-02	SOD-523	715	0.1	60	50	1.1	0.4	9
BAP64-04	SOT-23	250	10	175	100	1.1	0.52	40
BAP64-05	SOT-23	250	10	175	100	1.1	0.52	40
BAP64-06	SOT-23	250	10	175	100	1.1	0.52	40
BAP64-04W	SOT-323	200	10	175	100	1.1	0.52	20
BAP64-05W	SOT-323	200	10	175	100	1.1	0.52	20
BAP64-06W	SOT-323	200	10	175	100	1.1	0.52	20

Zener Diodes

150mW

Part Number	Package	Power Rating	Maximum Reverse Leakage Current		Nominal Zener Voltage		Maximum Zener Impedance		
		P_D (W)	I_R (mA)	V_R (V)	V_Z(V)	I_{ZT}(mA)	Z_{ZT} (Ω)	Z_{ZK}(Ω)	I_{ZK} (mA)
BZX584B2V4~BZX584B39	SOD-523	0.15	0.0001~0.05	1.0~27.3	2.4~39	2.0~5.0	10~130	80~600	0.5~1.0
BZX584C2V4~BZX584C39	SOD-523	0.15	0.0001~0.050	1.0~27.3	2.4~39	2.0~5.0	10~130	80~600	0.5~1.0

200mW

Part Number	Package	Power Rating	Maximum Reverse Leakage Current		Nominal Zener Voltage		Maximum Zener Impedance		
		P_D (W)	I_R (mA)	V_R (V)	V_Z(V)	I_{ZT}(mA)	Z_{ZT} (Ω)	Z_{ZK}(Ω)	I_{ZK} (mA)
BZT52B3V0JS~BZT52B75JS	SOD-323	0.2	0.000045~0.009	1.0~56	3.0~75	2.5~5.0	10~250	80~1000	0.5~1.0
BZT52C2V4LS-BZT52C39LS	SOD-323FL	0.2	0.0001~0.05	1.0~27.3	2.4~39	2.0~5.0	10~130	80~600	0.5~1.0
BZT52C2V4S~BZT52C56S	SOD-323	0.2	0.00005~0.05	1.0~39.2	2.4~56	2.0~5.0	10~200	80~750	0.5~1.0
MMXZ5223B~MMXZ5259B	SOD-323	0.2	0.0001~0.075	1.0~30	2.7~39	3.2~20	5.0~80	500~2000	0.25
MMXZ5229C~MMXZ5262C	SOD-323	0.2	0.0001~0.005	1.0~39	4.3~51	2.5~20	5~125	500~2000	0.25
BZT52B2V4LS~BZT52B75LS	SOD-323FL	0.2	0.0001~0.12	1.0~56	2.53~75	5	30~300	60~1700	0.25~1.0
BZT52B2V4L~BZT52B39T	SOD-523	0.2	0.0001~0.05	1.0~27.3	2.4~39	2.0~5.0	10~130	80~600	0.5~1.0
BZT52C2V4T~BZT52C39T	SOD-523	0.2	0.0001~0.05	1.0~27.3	2.4~39	2.0~5.0	10~130	80~600	0.5~1.0
AZ23C2V7W~AZ23C39W	SOT-323	0.2	0.0001	0.8~29	2.7~39	5	7~95	50~500	1
BZX84C2V4W~BZX84C39W	SOT-323	0.2	0.0001~0.05	1.0~27.3	2.4~39	5	10~130	80~600	1
MMBZ5221BW~MMBZ5259BW	SOT-323	0.2	0.0001~0.1	1.0~30	2.4~39	3.2~20	5~80	500~2000	0.3

250mW

Part Number	Package	Power Rating	Maximum Reverse Leakage Current		Nominal Zener Voltage		Maximum Zener Impedance		
		P_D (W)	I_R (mA)	V_R (V)	V_Z(V)	I_{ZT}(mA)	Z_{ZT} (Ω)	Z_{ZK}(Ω)	I_{ZK} (mA)
BZT52C2V4L3P~BZT52C39L3P	DFN1006-2L	0.25	0.0001~0.05	1.0~27.3	2.4~39	2.0~5.0	10~130	80~600	0.5~1.0
BZX984B4V7	SOD-923	0.25	0.003	2	4.7	5	80	500	1

Micro Commercial Components

Zener Diodes

300mW

Part Number	Package	Power Rating	Maximum Reverse Leakage Current		Nominal Zener Voltage		Maximum Zener Impedance		
		P_D (W)	I_R (mA)	V_R (V)	V_Z(V)	I_{ZT}(mA)	Z_{ZT} (Ω)	Z_{ZK}(Ω)	I_{ZK} (mA)
AZ23C2V7~AZ23C51	SOT-23	0.3	0.0001	0.8~38	2.7~51	5	7~100	50~750	1
DZ23C2V4~DZ23C75	SOT-23	0.3	0.0001~0.1	0.8~56	2.4~75	5	7~250	80~1000	1

350mW

Part Number	Package	Power Rating	Maximum Reverse Leakage Current		Nominal Zener Voltage		Maximum Zener Impedance		
		P_D (W)	I_R (mA)	V_R (V)	V_Z(V)	I_{ZT}(mA)	Z_{ZT} (Ω)	Z_{ZK}(Ω)	I_{ZK} (mA)
BZT52B5V1LS	SOD-323FL	0.35	0.002	1	5.1	5	80	500	1
BZX84B2V4~BZX84B75	SOT-23	0.35	0.00005~0.05	1.0~52.5	2.4~75	2~5	10~255	80~750	0.5~1.0
BZX84C2V4~BZX84C75	SOT-23	0.35	0.00005~0.05	1.0~52.5	2.4~75	2~5	10~255	80~600	0.5~1.0
MMBZ5221B~MMBZ5259B	SOT-23	0.35	0.0001~0.1	1.0~30	2.4~39	3.2~20	5~80	500~2000	0.25
MMBZ5229C~MMBZ5262C	SOT-23	0.35	0.0001~0.005	1.0~39	4.3~51	2.5~20	5~125	500~2000	0.25

400mW

Part Number	Package	Power Rating	Maximum Reverse Leakage Current		Nominal Zener Voltage		Maximum Zener Impedance		
		P_D (W)	I_R (mA)	V_R (V)	V_Z(V)	I_{ZT}(mA)	Z_{ZT} (Ω)	Z_{ZK}(Ω)	I_{ZK} (mA)
BZT52B3V0BS~BZT52B51BS	SOD-323	0.4	0.000045~0.009	1.0~35.7	3.0~51	2.0~5.0	10~169	80~564	0.5~1.0

Zener Diodes

500mW

Part Number	Package	Power Rating	Maximum Reverse Leakage Current		Nominal Zener Voltage		Maximum Zener Impedance		
		P_D (W)	I_R (mA)	V_R (V)	V_Z(V)	I_{ZT}(mA)	Z_{ZT} (Ω)	Z_{ZK}(Ω)	I_{ZK} (mA)
BZT52B2V4~BZT52B75	SOD-123	0.5	0.0001~0.1	0.8~56	2.4~75	2.0~5.0	7~250	80~1000	1
BZT52C2V4~BZT52C75	SOD-123	0.5	0.0001~0.05	1.0~56	2.4~75	2~5	10~250	80~1000	0.5~1.0
MMSZ4678~MMSZ4716	SOD-123	0.5	0.00001~0.01	1.0~29.6	1.8~39	0.05	-	-	-
MMSZ5221B~MMSZ5267B	SOD-123	0.5	0.0001~0.1	1.0~56	2.4~75	1.7~20	5~270	500~2000	0.25
MMSZ5229C~MMSZ5261C	SOD-123	0.5	0.0001~0.005	1.0~36	4.3~47	2.7~20	5~105	500~2000	0.25

1.0W

Part Number	Package	Power Rating	Maximum Reverse Leakage Current		Nominal Zener Voltage		Maximum Zener Impedance		
		P_D (W)	I_R (mA)	V_R (V)	V_Z(V)	I_{ZT}(mA)	Z_{ZT} (Ω)	Z_{ZK}(Ω)	I_{ZK} (mA)
1EZ110D5~1EZ330D5	DO-41	1	0.0001	83.6~250.2	110~330	0.7~2.3	450~2500	4000~9500	0.25
1EZ6.2D5~1EZ39D5	DO-41	1	0.005~0.01	3.0~29.7	6.2~39	6.4~40.3	2~60	700~1000	0.25~1.0
1N4736AP~1N4764AP	DO-41	1	0.005~0.01	4.0~76	6.8~100	2.5~37	3.5~350	700~3000	0.25~1.0
SMAJ4733A~SMAJ4764A	SMA	1	0.005~0.01	1.0~76	5.1~100	2.5~49	2.0~350	550~3000	0.25~1.0
SMAZ5V1~SMAZ39	SMA	1	0.0005~0.005	1.0~29.6	5.1~39	10~100	2.0~40	150~500	1.0~2.0
DFLZ110	SOD-123FL	1	0.0001	84	110	2.3	450	4000	0.25
DFLZ180~DFLZ200	SOD-123FL	1	0.001	130~150	180~200	5	180~200	-	-
DFLZ5V1~DFLZ100	SOD-123FL	1	0.0001~0.01	1.0~76	5.1~100	2.5~100	2~350	-	-
BZV49C3V3	SOT-89	1	0.001	1	3.3	5	95	600	1

1.5W

Part Number	Package	Power Rating	Maximum Reverse Leakage Current		Nominal Zener Voltage		Maximum Zener Impedance		
		P_D (W)	I_R (mA)	V_R (V)	V_Z(V)	I_{ZT}(mA)	Z_{ZT} (Ω)	Z_{ZK}(Ω)	I_{ZK} (mA)
1N5920BP~1N5956BP	DO-41	1.5	0.001~0.005	4.0~152	6.2~200	1.9~60.5	2~1200	200~8000	0.25~1.0
SMAJ5918B~SMAJ5956B	SMA	1.5	0.001~0.005	2.0~152	5.1~200	1.9~73.5	2.0~1200	200~8000	0.25~1.0
SMBJ5918B~SMBJ5956B	SMB	1.5	0.001~0.005	2.0~152	5.1~200	1.9~73.5	2.0~1200	200~8000	0.25~1.0

Zener Diodes

2.0W

Part Number	Package	Power Rating	Maximum Reverse Leakage Current		Nominal Zener Voltage		Maximum Zener Impedance		
		P_D (W)	I_R (mA)	V_R (V)	V_Z(V)	I_{ZT}(mA)	Z_{ZT} (Ω)	Z_{ZK}(Ω)	I_{ZK} (mA)
2EZ5.1D5~2EZ75D5	DO-41	2	0.0005~0.005	1.0~56	5.1~75	6.7~98	1.5~90	500~2000	0.25~1.0

3.0W

Part Number	Package	Power Rating	Maximum Reverse Leakage Current		Nominal Zener Voltage		Maximum Zener Impedance		
		P_D (W)	I_R (mA)	V_R (V)	V_Z(V)	I_{ZT}(mA)	Z_{ZT} (Ω)	Z_{ZK}(Ω)	I_{ZK} (mA)
3EZ5.1D5~3EZ75D5	DO-15	3	0.0005~0.005	1.0~56	5.1~75	10~147	1.5~85	550~2000	0.25~1.0
1N5918B3P~1N5956B3P	DO-41	3	0.001~0.005	2.0~152	5.1~200	1.9~73.5	2~1200	200~8000	0.25~1.0
3SMAJ5918B~3SMAJ5956B	SMA	3	0.001~0.005	2.0~152	5.1~200	1.9~73.5	2.0~1200	200~8000	0.25~1.0
3SMBJ5918B~3SMBJ5956B	SMB	3	0.001~0.005	2.0~152	5.1~200	1.9~73.5	2.0~1200	200~8000	0.25~1.0

5.0W

Part Number	Package	Power Rating	Maximum Reverse Leakage Current		Nominal Zener Voltage		Maximum Zener Impedance		
		P_D (W)	I_R (mA)	V_R (V)	V_Z(V)	I_{ZT}(mA)	Z_{ZT} (Ω)	Z_{ZK}(Ω)	I_{ZK} (mA)
1N5338B~1N5388B	DO-15	5	0.0005~0.01	1.0~152	5.1~200	5.0~240	1.0~480	75~1850	1
SMBJ5338B~SMBJ5388B	SMB	5	0.0005~0.01	1.0~152	5.1~200	5.0~240	1.0~480	75~1850	1
1N5334B	DO-15	5	0.15	1	3.6	350	2.5	500	1

Zener Diodes

Automotive Grade Products

Part Number	Package	Power Rating	Maximum Reverse Leakage Current		Nominal Zener Voltage		Maximum Zener Impedance		
		P_D (W)	I_R (mA)	V_R (V)	V_Z(V)	I_{ZT}(mA)	Z_{ZT} (Ω)	Z_{ZK}(Ω)	I_{ZK} (mA)
BZX584B3V6HE3~BZX584B36HE3	SOD-523	0.15	0.0001~0.005	1.0~25.2	3.6~36	2.0~5.0	10~90	80~600	0.5~1.0
BZX584C2V4HE3~BZX584C39HE3	SOD-523	0.15	0.0001~0.050	1.0~27.3	2.4~39	2.0~5.0	10~130	80~600	0.5~1.0
BZT52B3V6JSHE3~BZT52B47JSHE3	SOD-323	0.2	0.000045~0.0045	1.0~33.0	3.6~47	5	10~160	80~564	0.5~1.0
BZT52C2V4SHE3~BZT52C47SHE3	SOD-323	0.3	0.0001~0.050	1.0~35.0	2.4~47	2.0~5.0	10~130	80~750	0.5~1.0
DZ23C2V4HE3~DZ23C47HE3	SOT-23	0.3	0.0001~0.1	0.8~35	2.4~47	5	7~100	80~750	1
BZT52C75SHE3	SOD-323	0.3	0.00005	52.5	75	2	255	500	0.5
AZ23B3V6HE3~AZ23B39HE3	SOT-23	0.3	0.0001~0.005	1.0~27.3	3.6~39	2.0~5.0	10~130	80~600	0.5~1.0
AZ23C2V4HE3~AZ23C39HE3	SOT-23	0.3	0.0001~0.005	1.0~27.3	2.4~39	2.0~5.0	10~130	80~600	0.5~1.0
BZX84B4V3HE3~BZX84B36HE3	SOT-23	0.35	0.0001~0.003	1.0~25.2	4.3~36	2.0~5.0	10~90	80~600	0.5~1.0
BZX84C2V4HE3~BZX84C47HE3	SOT-23	0.35	0.0001~0.050	1.0~32.9	2.4~47	2.0~5.0	10~170	80~600	0.5~1
BZT52B3V6HE3~BZT52B47HE3	SOD-123	0.5	0.0001~0.015	1.0~35.0	3.6~47	2.0~5.0	7.0~100	80~600	1
BZT52C2V4HE3~BZT52C47HE3	SOD-123	0.5	0.0001~0.050	1.0~35.0	2.4~47	2.0~5.0	10~130	80~750	0.5~1.0
MMSZ5221BHE3~MMSZ5261BHE3	SOD-123	0.5	0.0001~0.1	1.0~36	2.4~47	2.7~20	5~105	500~2000	0.25
SMA1EZ110D5HE3~SMA1EZ330D5HE3	SMA	1	0.0001	83.6~250.2	110~330	0.7~2.3	450~2500	4000~9500	0.25
SMAJ4740AHE3~SMAJ4764AHE3	SMA	1	0.0001~0.0005	7.6~76	10~100	2.5~25	7.0~350	700~3000	0.25
SMAZ10HE3~SMAZ39HE3	SMA	1	0.0005~0.001	7.6~29.6	10~39	10~50	4.0~40	150~450	1
SMAJ5925BHE3~SMAJ5956BHE3	SMA	1.5	0.001~0.005	8.0~152	10~200	1.9~37.5	4.5~1200	500~8000	0.25
SMBJ5925BHE3~SMBJ5956BHE3	SMB	1.5	0.001~0.005	8.0~152	10~200	1.9~37.5	4.5~1200	500~8000	0.25
SMA2EZ10D5HE3~SMA2EZ75D5HE3	SMA	2	0.0005~0.003	7.6~56	10~75	6.7~50	3.5~90	700~2000	0.25
SMB2EZ10D5HE3~SMB2EZ75D5HE3	SMB	2	0.0005~0.003	7.6~56	10~75	6.7~50	3.5~90	700~2000	0.25
3SMAJ5925BHE3~3SMAJ5956BHE3	SMA	3	0.001~0.005	8.0~152	10~200	1.9~37.5	4.5~1200	500~8000	0.25
3SMBJ5925BHE3~3SMBJ5956BHE3	SMB	3	0.001~0.005	8.0~152	10~200	1.9~37.5	4.5~1200	500~8000	0.25
SMBJ5347BHE3~SMBJ5388BHE3	SMB	5	0.0005~0.005	7.6~152	10~200	5.0~125	2.0~480	75~1850	1

Bridge Rectifiers

0.5A~4.0A

Part Number	Package	Average Forward Current	Working Peak Reverse Voltage	Peak Forward Surge Current	Maximum Forward Voltage	Reverse Voltage Leakage Current	At Rated Forward Current	Maximum DC Blocking Voltage	Reverse Recovery Time
		$I_{F(AV)}$ (A)	V_{RWM} (V)	I_{FSM} (A)	V_F (V)	I_R (uA)	I_{FM} (A)	V_R (V)	T_{RR} (μs)
MB05S~MB10S	MBS-1	0.5	50~1000	35	1	5	0.4	50~1000	-
MBL1S~MBL10S	MBLS-1	0.5	100~1000	35	1	10	0.4	100~1000	-
RMB2S~RMB6S	MBS-1	0.5	200~600	30	1.25	5	0.4	200~600	0.15~0.25
DB101~DB107	DB-1	1	50~1000	30	1.1	10	1	50~1000	-
DB101L~DB107L	DBL-1	1	50~1000	30	1.05	10	1	50~1000	-
LMB2S~LMB10S	LMBS-1	1	200~1000	30	0.95	5	0.4	200~1000	-
LMB12S~LMB110S	LMBS-1	1	20~100	30	0.55~0.85	100	0.5	20~100	-
SDB101L~SDB107L	SDBL-1	1	50~1000	30	1.1	10	1	50~1000	-
SDB101~SDB107	SDB-1	1	50~1000	30	1.1	10	1	50~1000	-
SLMB2S~SLMB6S	LMBS-1	1	200~600	30	0.95~1.7	10	0.5	200~600	0.035
DB151~DB157	DB-1	1.5	50~1000	50	1.1	10	1.5	50~1000	-
DB151L~DB157L	DBL-1	1.5	50~1000	45	1.1	10	1.5	50~1000	-
SDB151L~SDB157L	SDBL-1	1.5	50~1000	50	1.1	10	1.5	50~1000	-
SDB151-SDB157	SDB-1	1.5	50~1000	50	1.1	5	1.5	50~1000	-
DB201~DB207	DB-1	2	50~1000	60	1.1	10	2	50~1000	-
DB201L~DB207L	DBL-1	2	50~1000	60	1.1	10	2	50~1000	-
FLMB207S	LMBS-1	2	1000	50	1.3	5	1	1000	0.15
GBL2005~GBL210	GBL	2	50~1000	80	1.05	10	1	50~1000	-
GBL210S	GBL	2	1000	90	1	5	1	1000	-
KBP2005G~KBP210G	GBP	2	50~1000	60	1.05	10	2	50~1000	-
KBP210GS	GBP	2	1000	60	1	5	1	1000	-
LMB203SL~LMB207SL	LMBS-1	2	200~1000	65	0.95	5	1	200~1000	-
LMB203S~LMB207S	LMBS-1	2	200~1000	60	0.95	5	1	200~1000	-
LMB24S~LMB210S	LMBS-1	2	40~100	50	0.5	500	1	40~100	-
SDB201L~SDB207L	SDBL-1	2	50~1000	60	1.1	5	2	50~1000	-
SDB201~SDB207	SDB-1	2	50~1000	60	1.2	10	2	50~1000	-
TBS20A~TBS20M	TBS	2	50~1000	75	1.1	5	2	50~1000	-
UD2KB05~UD2KB80	D3K	2	50~800	75	1	10	1	50~800	-
TBS22A~TBS22M	TBS	2.2	50~1000	90	0.95	5	2	50~1000	-
KBP3005G~KBP310G	GBP	3	50~1000	80	1.1	10	2	50~1000	-
KBP310GS	GBP	3	1000	90	1	5	1.5	1000	-
LMB32S~LMB310S	LMBS-1	3	20~100	70	0.55	500	1.5	20~100	-
RTBS30M	TBS	3	1000	90	1.3	5	1.5	1000	0.35
TBS30A~TBS30M	TBS	3	50~1000	95	0.95	5	1.5	50~1000	-
TBS30KL	TBS	3	800	95	0.96	5	3	800	-
UD3KB05~UD3KB10	D3K	3	50~1000	90	1	10	1.5	50~1000	-
GBL4005-BPC01~GBL410-BPC01	GBL	4	50~1000	150	1	5	2	50~1000	-
GBL410S	GBL	4	1000	135	1	5	2	1000	-
GBU4A~GBU4M	GBU	4	50~1000	160	1	5	2	50~1000	-
GBU4JL~GBU4KL	GBU	4	600~800	150	0.9	10	4	600~800	-
GBU4MS	GBU	4	1000	135	1	5	2	1000	-
KBJ4005G~KBJ410G	KBJ	4	50~1000	150	1	5	2	50~1000	-
KBJ410GS	KBJ	4	1000	135	1	5	2	1000	-
KBJA4005~KBJA410	JB	4	50~1000	120	1.05	10	2	50~1000	-

Bridge Rectifiers

4.0A~15.0A

Part Number	Package	Average Forward Current	Working Peak Reverse Voltage	Peak Forward Surge Current	Maximum Forward Voltage	Reverse Voltage Leakage Current	At Rated Forward Current	Maximum DC Blocking Voltage	Reverse Recovery Time
		$I_{F(AV)}$ (A)	V_{RWM} (V)	I_{FSM} (A)	V_F (V)	I_R (uA)	I_{FM} (A)	V_R (V)	T_{RR} (μs)
KBP4005G~KBP410G	GBP	4	50~1000	110	1	10	2	50~1000	-
KBP410GS	GBP	4	1000	110	1	5	2	1000	-
RS401GL~RS407GL	RS-4L	4	50~1000	200	1.1	5	4	50~1000	-
RTBL406	TBL	4	600	100	1.3	5	2	600	-
TBL4005~TBL410	TBL	4	50~1000	120	0.95	5	2	50~1000	-
UD4KB05~UD4KB100	D3K	4	50~1000	130	1	10	2	50~1000	-
GBJ6005~GBJ610	GBJ	6	50~1000	170	1	5	3	50~1000	-
GBJA6005~GBJA610	JA	6	50~1000	135	1.1	10	3	50~1000	-
GBL6005~GBL610	GBL	6	50~1000	135	1	5	3	50~1000	-
GBL610S	GBL	6	1000	150	1	5	3	1000	-
GBU6A~GBU6M	GBU	6	50~1000	175	1	5	3	50~1000	-
GBU6MS	GBU	6	1000	150	1	5	3	1000	-
KBJ6005G~KBJ610G	KBJ	6	50~1000	170	1	5	3	50~1000	-
KBJ610GS	KBJ	6	1000	150	1	5	3	1000	-
KBJA6005~KBJA610	JB	6	50~1000	135	1.05	10	3	50~1000	-
PB605~PB610	PB-6	6	50~1000	150	1	10	3	50~1000	-
RS601~RS607	RS-6	6	50~1000	200	1.1	10	3	50~1000	-
RTBL610	TBL	6	1000	150	1.3	5	3	1000	0.5
TBL6005~TBL610	TBL	6	50~1000	150	0.95	5	3	50~1000	-
UD6KB05~UD6KB100	D3K	6	50~1000	170	1	10	3	50~1000	-
GBJ8005~GBJ810	GBJ	8	50~1000	170	1	5	4	50~1000	-
GBJA8005~GBJA810	JA	8	50~1000	150	1.1	10	4	50~1000	-
GBU8A~GBU8M	GBU	8	50~1000	220	1	5	4	50~1000	-
KBJA8005~KBJA810	JB	8	50~1000	150	1.1	10	4	50~1000	-
PB805~PB810	PB-10	8	50~1000	220	1.1	10	4	50~1000	-
RS801~RS807	RS-6	8	50~1000	300	1.1	10	4	50~1000	-
TBL8005~TBL810	TBL	8	50~1000	200	1	5	4	50~1000	-
UD8KB05~UD8KB100	D3K	8	50~1000	175	0.95	5	4	50~1000	-
BR1005~BR1010	PB-6	10	50~1000	150	1.1	10	5	50~1000	-
GBJ10005~GBJ1010	GBJ	10	50~1000	170	1.05	10	5	50~1000	-
GBJ1010S	GBJ	10	1000	175	1	5	5	1000	-
GBJA10005-GBJA1010	JA	10	50~1000	150	1.1	10	5	50~1000	-
GBU10A~GBU10M	GBU	10	50~1000	240	1	5	5	50~1000	-
GBU10KL	GBU	10	800	200	0.9	5	5	800	-
GBU10MS	GBU	10	1000	175	1	5	5	1000	-
KBJ10005G~KBJ1010G	KBJ	10	50~1000	170	1	5	5	50~1000	-
KBJ1010GS	KBJ	10	1000	175	1	5	5	1000	-
KBJA10005~KBJA1010	JB	10	50~1000	150	1.1	10	5	50~1000	-
RS1001~RS1007	RS-6	10	50~1000	250	1	10	5	50~1000	-
TBN1010	TBN	10	1000	250	1	5	5	1000	-
GBJ15005~GBJ1510	GBJ	15	50~1000	240	1	10	7.5	50~1000	-
GBJ1506L~GBJ1508L	GBJ	15	600~800	380	0.92	5	7.5	600~800	-
GBJ1510S	GBJ	15	1000	250	1	5	7.5	1000	-
GBJ15L06	GBJ	15	600	250	0.92	5	7.5	600	-

·M·C·C·
Micro Commercial Components

Bridge Rectifiers

15.0A~50.0A

Part Number	Package	Average Forward Current	Working Peak Reverse Voltage	Peak Forward Surge Current	Maximum Forward Voltage	Reverse Voltage Leakage Current	At Rated Forward Current	Maximum DC Blocking Voltage	Reverse Recovery Time
		$I_{F(AV)}$ (A)	V_{RWM} (V)	I_{FSM} (A)	V_F (V)	I_R (uA)	I_{FM} (A)	V_R (V)	T_{RR} (μs)
GBJA15005~GBJA1510	JA	15	50~1000	220	1.05	10	7.5	50~1000	-
GBPC15005~GBPC1510	GBPC	15	50~1000	250	1.1	5	7.5	50~1000	-
GBU15A~GBU15M	GBU	15	50~1000	240	1.1	5	7.5	50~1000	-
GBU15KL	GBU	15	800	240	0.93	5	7.5	800	-
GBU15L06	GBU	15	600	250	0.92	5	7.5	600	-
GBU15MS	GBU	15	1000	200	1	5	7.5	1000	-
KBJ1510GS	KBJ	15	1000	220	1	5	7.5	1000	-
KBJA1506~KBJA1510	JB	15	600~1000	220	1	5	7.5	600~1000	-
MB1505W	MB-35W	15	50	300	1.2	10	7.5	50	-
MP156W	MP-50W	15	600	300	1.1	5	7.5	600	-
GBJ20005~GBJ2010	GBJ	20	50~1000	240	1.05	10	10	50~1000	-
GBJ2010S	GBJ	20	1000	280	1	5	10	1000	-
GBJA20005~GBJA2010	JA	20	50~1000	240	1.1	5	10	50~1000	-
GBU20005~GBU2010	GBU	20	50~1000	240	1.1	5	10	50~1000	-
GBU2010S	GBU	20	1000	250	1	5	10	1000	-
GBJ25005~GBJ2510	GBJ	25	50~1000	350	1	10	12.5	50~1000	-
GBJ2508L	GBJ	25	800	420	0.92	5	12.5	800	-
GBJ2510H	GBJ	25	1600	400	1.2	10	12.5	1600	-
GBJ2510S	GBJ	25	1000	320	1	5	12.5	1000	-
GBJ25L06	GBJ	25	600	320	0.92	5	12.5	600	-
GBJA25005~GBJA2510	JA	25	50~1000	350	1.05	10	12.5	50~1000	-
GBPC25005~GBPC2510	GBPC	25	50~1000	300	1.1	5	12.5	50~1000	-
GBPC25005W~GBPC2510W	GBPC-W	25	50~1000	300	1.1	5	12.5	50~1000	-
GBU25005~GBU2510	GBU	25	50~1000	300	1	10	12.5	50~1000	-
GBU2510S	GBU	25	1000	300	1	5	12.5	1000	-
GBU25L06	GBU	25	600	360	0.92	5	12.5	600	-
MB2505~MB2510	MB-35	25	50~1000	300	1.1	10	12.5	50~1000	-
MB251W	MB-35W	25	100	300	1.2	10	12.5	100	-
PB25005~PB2510	PB	25	50~1000	350	1	5	12.5	50~1000	-
GBU30005~GBU3010	GBU	30	50~1000	350	1	5	15	50~1000	-
3GBJ3508~3GBJ3516	TSB-5	35	800~1600	400	1.1	10	17.5	800~1600	-
GBJ35005~GBJ3510	GBJ	35	50~1000	400	1.05	10	17.5	50~1000	-
GBJ3508L	GBJ	35	800	420	0.95	5	17.5	800	-
GBJ3510S	GBJ	35	1000	350	1	5	17.5	1000	-
GBPC35005~GBPC3510	GBPC	35	50~1000	400	1.1	5	17.5	50~1000	-
GBPC35005W~GBPC3510W	GBPC-W	35	50~1000	400	1.1	5	17.5	50~1000	-
MB3505~MB3510	MB-35	35	50~1000	400	1.1	10	17.5	50~1000	-
MP358W	MP-50W	35	800	400	1.1	5	17.5	800	-
MT3504A~MT3516A	MT-35A	35	400~1600	400	1.2	10	17.5	400~1600	-
PB35005~PB3510	PB	35	50~1000	400	1	5	17.5	50~1000	-
GBJ50005~GBJ5010	GBJ	50	50~1000	400	1	10	25	50~1000	-
GBJ5006L	GBJ	50	600	420	0.97	5	25	600	-
GBJ5010S	GBJ	50	1000	500	1	5	25	1000	-
GBPC50005~GBPC5010	GBPC	50	50~1000	500	1.1	5	25	50~1000	-

Bridge Rectifiers

50.0A

Part Number	Package	Average Forward Current	Working Peak Reverse Voltage	Peak Forward Surge Current	Maximum Forward Voltage	Reverse Voltage Leakage Current	At Rated Forward Current	Maximum DC Blocking Voltage	Reverse Recovery Time
		$I_{F(AV)}$ (A)	V_{RWM} (V)	I_{FSM} (A)	V_F (V)	I_R (uA)	I_{FM} (A)	V_R (V)	T_{RR} (μs)
GBPC5012	GBPC	50	1200	500	1.1	5	25	1200	-
GBPC50005H~GBPC5012H	GBPC-H	50	50~1200	500	1.1	5	25	50~1200	-
MP5005~MP5010	MP-50	50	50~1000	500	1.2	10	25	50~1000	-
MP5005W~MP5010W	MP-50W	50	50~1000	450	1.1	10	25	50~1000	-
MT5004A~MT5016A	MT-35A	50	50~1600	500	1.2	10	25	50~1600	-
PB50005~PB5010	PB	50	50~1000	450	1.05	5	25	50~1000	-

Standard Recovery Rectifiers

0.2A~6A

Part Number	Package	Average Forward Current	Working Peak Reverse Voltage	Peak Forward Surge Current	Maximum Forward Voltage	Reverse Voltage Leakage Current	At Rated Forward Current	Maximum DC Blocking Voltage	Reverse Recovery Time
		$I_{F(AV)}$ (A)	V_{RWM} (V)	I_{FSM} (A)	V_F (V)	I_R (uA)	I_{FM} (A)	V_R (V)	T_{RR} (μs)
R4000GPS	DO-41	0.2	4000	15	3.5	5	0.5	4000	>1.2
1N4001~1N4007	DO-41	1	50~1000	30	1	5	1	50~1000	2
1N4001GP~1N4007GP	DO-41	1	50~1000	30	1.1	5	1	50~1000	-
BY133GP	DO-41	1	1300	30	1.1	5	1	1300	-
EM513GP~EM518GP	DO-41	1	1600~2000	25	1.25	5	1	1600~2000	-
GS1AE~GS1ME	SMA	1	50~1000	30	1.1	5	1	50~1000	2
GS1AFL~GS1MFL	DO-221AC	1	50~1000	30	1	10	1	50~1000	-
GS1A-L~GS1M-L	SMA	1	50~1000	30	1	5	1	50~1000	2
GS1R-L	SMA	1	1300	30	1	5	1	1300	-
GS1Y-L	SMA	1	1600	30	1.25	5	1	1600	2.5
GS1Z-L	SMA	1	2000	30	1.15	5	1	2000	2.5
GS1ZFL	DO-221AC	1	2000	30	1.15	1	1	2000	2.5
M1FL~M7FL	DO-221AC	1	50~1000	30	1.1	5	1	50~1000	-
RL101GP~RL107GP	A-405	1	50~1000	30	1.1	5	1	50~1000	-
RL101~RL107	A-405	1	50~1000	30	1.1	5	1	50~1000	-
S1A-L~S1M-L	SMB	1	50~1000	30	1.1	5	1	50~1000	2
S1YA	SMA	1	1600	30	1.25	5	1	1600	2
S1Z-L	SMB	1	2000	30	1.2	5	1	2000	-
SM4001PL~SM4007PL	SOD-123FL	1	50~1000	30	1.1	5	1	50~1000	-
1N5391GP~1N5399GP	DO-15	1.5	50~1000	50	1.4	5	1.5	50~1000	-
GS2Y-L	SMA	1.5	1600	30	1.15	3	1.5	1600	4
S2Y-L	SMB	1.5	1600	30	1.15	5	1.5	1600	4
SM5391PL~SM5399PL	SOD-123FL	1.5	50~1000	50	1.1	5	1.5	50~1000	2
GS2AFL~GS2MFL	DO-221AC	2	50~1000	50	1.1	5	2	50~1000	4
GS2A-L~GS2M-L	SMA	2	50~1000	50	1.1	5	2	50~1000	4
RL201GP~RL207GP	DO-15	2	50~1000	70	1	5	2	50~1000	-
S2A-L~S2M-L	SMB	2	50~1000	50	1.15	5	2	50~1000	-
S2JBFL~S2MBFL	SMBF	2	60~1000	50	1.1	5	2	60~1000	-
RL251GP-RL257GP	R-3	2.5	50~1000	70	1.1	5	2.5	50~1000	-
RL257GPL	DO-15	2.5	1000	120	1.1	2.5	2.5	1000	-
1N5405	DO-201AD	3	500	200	1	5	3	500	-
1N5400GP~1N5408GP	DO-201AD	3	50~1000	200	1.1	5	3	50~1000	-
1N5413GP	DO-201AD	3	1300	100	1.1	5	3	1300	-
1N5416GP	DO-201AD	3	1600	100	1.2	5	3	1600	-
S3AB~S3MB	SMB	3	50~1000	100	1.15	10	3	50~1000	-
S3A~S3M	SMC	3	50~1000	100	1.2	10	3	50~1000	-
S3JBFL~S3MBFL	SMBF	3	600~1000	100	1.1	5	3	600~1000	-
S3Q	SMC	3	1200	100	1.2	10	3	1200	-
S5AL~S5ML	SMC	5	50~1000	100	1.15	5	5	50~1000	-
S5MB	SMB	5	1000	150	1.1	5	5	1000	
60S05~60S10	DO-201AD	6	50~1000	200	1	5	6	50~1000	-
6A05G-6A10G	R-6	6	50~1000	200	1	10	6	50~1000	-
DR750~DR7510	R-6	6	50~1000	200	1.1	10	6	50~1000	-
SMLJ60S05~SMLJ60S10	SMC	6	50~1000	200	1	5	6	50~1000	-

Standard Recovery Rectifiers

8.0A~60A

Part Number	Package	Average Forward Current	Working Peak Reverse Voltage	Peak Forward Surge Current	Maximum Forward Voltage	Reverse Voltage Leakage Current	At Rated Forward Current	Maximum DC Blocking Voltage	Reverse Recovery Time
		$I_{F(AV)}$ (A)	V_{RWM} (V)	I_{FSM} (A)	V_F (V)	I_R (uA)	I_{FM} (A)	V_R (V)	T_{RR} (μs)
S8AL~S8ML	SMC	8	50~1000	200	1.05	5	8	50~1000	-
10A01GP~10A07GP	R-6	10	50~1000	300	1	5	10	50~1000	-
S10AL~S10ML	SMC	10	50~1000	200	1.2	10	10	50~1000	-
F1200D	R-6	12	150	390	0.87	5	12	150	-
GP1510	TO-220AC	15	1000	220	1.03	5	15	1000	-
GP1515	TO-220AC	15	1500	220	1.04	5	15	1500	-
GPB1510	D2-PAK	15	1000	220	1.03	5	15	1000	-
GPD2006C	DPAK	20	600	250	1	5	20	600	-
GPB2506C	D2-PAK	25	600	300	0.96	5	25	600	-
GP3016	TO-220AC	30	1600	275	1.12	5	30	1600	-
GP60160B	TO-247AD	60	1600	950	1.3	5	60	1600	-

Automotive Grade Products

Part Number	Package	Average Forward Current	Working Peak Reverse Voltage	Peak Forward Surge Current	Maximum Forward Voltage	Reverse Voltage Leakage Current	At Rated Forward Current	Maximum DC Blocking Voltage	Reverse Recovery Time
		$I_{F(AV)}$ (A)	V_{RWM} (V)	I_{FSM} (A)	V_F (V)	I_R (uA)	I_{FM} (A)	V_R (V)	T_{RR} (μs)
GS1AHE3-L~GS1MHE3-L	SMA	1	50~1000	40	1	5	1	50~1000	-
SM4001PLHE3-SM4007PLHE3	SOD-123FL	1	50~1000	30	1.1	1	1	50~1000	3
GS2AHE3-L~GS2MHE3-L	SMA	2	50~1000	50	1.1	5	2	50~1000	-
S2AHE3-L-S2MHE3-L	SMB	2	50~1000	50	1.15	5	2	50~1000	-
S3ABHE3~S3MBHE3	SMB	3	50~1000	100	1.15	10	3	50~1000	-
S3AHE3~S3MHE3	SMC	3	50~1000	100	1.2	10	3	50~1000	-
S5ALHE3~S5MLHE3	SMC	5	50~1000	100	1.15	5	5	50~1000	-
S8ALHE3~S8MLHE3	SMC	8	50~1000	200	1.05	5	8	50~1000	-
S10DLHE3	SMC	10	200	200	1	5	10	200	-

Fast Recovery Rectifiers

0.5A~10A

Part Number	Package	Average Forward Current	Working Peak Reverse Voltage	Peak Forward Surge Current	Maximum Forward Voltage	Reverse Voltage Leakage Current	At Rated Forward Current	Maximum DC Blocking Voltage	Reverse Recovery Time
		$I_{F(AV)}$ (A)	V_{RWM} (V)	I_{FSM} (A)	V_F (V)	I_R (uA)	I_{FM} (A)	V_R (V)	T_{RR} (μs)
FM2000GP	SMA	0.5	2000	30	2.5	5	0.5	2000	0.5
R2000FGP	DO-41	0.5	2000	30	2.5	5	0.5	2000	0.5
1N4933GP-1N4937GP	DO-41	1	50~1000	30	1.2	5	1	50~1000	0.2
1N4942GP-1N4948GP	DO-41	1	200~1000	25	1.3	5	1	200~1000	0.15~0.5
BA157GP~BA159GP	DO-41	1	400~1000	30	1.3	5	1	400~1000	0.15~0.25
FR101GP-FR107GP	DO-41	1	50~1000	30	1.3	5	1	50~1000	0.15~0.5
FR1A-L~FR1M-L	SMB	1	50~1000	30	1.3	5	1	50~1000	0.15~0.5
FS1AFL~FS1MFL	DO-221AC	1	50~1000	30	1.3	5	1	50~1000	0.15~0.5
FS1A-L~FS1M-L	SMA	1	50~1000	30	1.3	5	1	50~1000	0.15~0.5
FSM11PL~FSM17PL	SOD-123FL	1	50~1000	30	1.3	5	1	50~1000	0.15~0.5
FR151GP-FR157GP	DO-15	1.5	50~1000	30	1.3	5	1.5	50~1000	0.15~0.5
FSM154PL~FSM157PL	SOD-123FL	1.5	400~1000	45	1.3	5	1	400~1000	0.15~0.5
FR201GP~FR207GP	DO-15	2	50~1000	60	1.3	5	2	50~1000	0.15~0.5
FR2A-L~FR2M-L	SMB	2	50~1000	60	1.3	5	2	50~1000	0.15~0.5
FR2GBFL~FR2MBFL	SMBF	2	400~1000	50	1.3	5	2	400~1000	0.15~0.5
FS2AFL~FS2MFL	DO-221AC	2	50~1000	50	1.3	5	2	50~1000	0.15~0.5
FS2A-L~FS2M-L	SMA	2	50~1000	50	1.3	5	2	50~1000	0.15~0.5
FR301GP-FR307GP	DO-201AD	3	50~1000	150	1.3	5	3	50~1000	0.15~0.5
FR3AB~FR3MB	SMB	3	50~1000	100	1.3	10	3	50~1000	0.15~0.5
FR3A-FR3M	SMC	3	50~1000	100	1.3	10	3	50~1000	0.15~0.5
FR3GBFL~FR3MBFL	SMBF	3	400~1000	100	1.3	5	3	400~1000	0.15~0.5
FR4MBFL	SMBF	4	1000	120	1.3	5	4	1000	0.5
FR501GP~FR507GP	DO-201AD	5	50~1000	200	1.35	10	5	50~1000	0.15~0.5
FR601GP-FR607GP	R-6	6	50~1000	200	1.3	10	6	50~1000	0.15~0.5
FR1001GP-FR1007GP	DO-41	10	50~1000	250	1.3	5	10	50~1000	0.15~0.5

Super Fast Recovery Rectifiers

1.0A~3.0A

Part Number	Package	Average Forward Current	Working Peak Reverse Voltage	Peak Forward Surge Current	Maximum Forward Voltage	Reverse Voltage Leakage Current	At Rated Forward Current	Maximum DC Blocking Voltage	Reverse Recovery Time
		$I_{F(AV)}$ (A)	V_{RWM} (V)	I_{FSM} (A)	V_F (V)	I_R (uA)	I_{FM} (A)	V_R (V)	T_{RR} (μs)
MURS1G	SMA	1	400	30	1.25	5	1	400	0.025
MURS1J	SMA	1	600	30	1.25	5	1	600	0.075
MURS1JAFL	DO-221AC	1	600	30	1.4	5	1	600	0.035
MURS1JAL	SMA	1	600	30	1.4	5	1	600	0.035
MURS1JBL	SMB	1	600	35	1.25	5	1	600	0.05
MURS1JPL	SOD-123FL	1	600	30	1.25	5	1	600	0.05
SF11G~SF18G	DO-41	1	50~600	30	0.95~1.7	5	1	50~600	0.035
SF1600	DO-15	1	1600	30	3.4	2.5	1	1600	0.075
SF18GL	DO-41	1	600	35	1.25	5	1	600	0.05
SFM11PL~SFM18PL	SOD-123FL	1	50~600	30	0.95~1.7	5	1	50~600	0.035
UF1A~UF1M	SMB	1	50~1000	30	1.0~1.7	10	1	50~1000	0.05~0.1
UF1Q	SMB	1	1200	30	1.9	5	1	1200	0.075
UF4001GP~UF4007GP	DO-41	1	50~1000	30	1~1.7	5	1	50~1000	0.05~0.075
UF4012GP	DO-41	1	1200	30	1.85	5	1	1200	0.15
UFM11PL~UFM17PL	SOD-123FL	1	50~1000	30	1~1.7	10	1	50~1000	0.035~0.075
UG1A~UG1G	SMA	1	50~400	30	0.92~1.25	5	1	50~400	0.025
UG1APL~UG1JPL	SOD-123FL	1	50~600	30	0.92~1.7	5	1	50~600	0.025~0.035
US1A~US1M	SMA	1	50~1000	30	1~1.7	5	1	50~1000	0.05~0.075
US1AFL~US1MFL	DO-221AC	1	50~1000	30	1~1.7	10	1	50~1000	0.05~0.075
US1ML	SMA	1	1000	30	1.5	5	1	1000	0.12
US1Q	SMA	1	1200	30	1.9	5	1	1200	0.075
ER2A-L~ER2J-L	SMB	2	50~600	50	0.95~1.7	5	2	50~600	0.035
ER2DBFL~ER2KBFL	SMBF	2	200~800	50	0.95~1.85	5	2	200~800	0.035
ES2AFL~ES2KFL	DO-221AC	2	50~800	50	1~1.85	5	2	50~800	0.035
ES2A-L~ES2J-L	SMA	2	50~600	50	0.95~1.7	1	2	50~600	0.035
HER201G~HER208G	DO-15	2	50~1000	60	1.0~1.7	5	2	50~1000	0.05~0.075
HS2K	SMB	2	800	50	1.85	5	2	800	0.035
MUR260GPL	DO-15	2	600	50	1.35	5	2	600	0.05
MURS2D	SMB	2	200	50	0.92	2	2	200	0.025
MURS2DBFL~MURS2JBFL	SMBF	2	200~600	50	0.92~1.25	5	2	200~600	0.025~0.05
MURS2J	SMB	2	600	50	1.25	5	2	600	0.05
MURS2JA	SMA	2	600	50	1.25	5	2	600	0.05
SF21G~SF28G	DO-15	2	50~600	50	0.95~1.7	5	2	50~600	0.035
SF26GS	DO-15	2	400	50	1.3	5	2	400	0.035
UG2DAFL	DO-221AC	2	200	65	0.93	2	2	200	0.025
US2A~US2Q	SMB	2	50~1200	50	1~1.7	5	2	50~1200	0.05~0.1
US2AA~US2MA	SMA	2	50~1000	50	1~1.7	5	2	50~1000	0.05~0.075
US2AFL~US2MFL	DO-221AC	2	50~1000	50	1~1.7	5	1	50~1000	0.05~0.075
US2DBFL~US2MBFL	SMBF	2	200~1000	50	1~1.7	5	2	200~1000	0.05~0.075
ER3A~ER3M	SMC	3	50~1000	100	0.95~1.7	5	3	50~1000	0.035~0.075
ER3AB~ER3MB	SMB	3	50~1000	100	0.95~1.7	5	3	50~1000	0.035~0.075
ER3DBFL~ER3KBFL	SMBF	3	200~800	100	0.95~1.85	5	3	200~800	0.035
ER3JL	SMC	3	600	120	1.25	5	3	600	0.05
HER301G~HER308G	DO-201AD	3	50~1000	125	0.95~1.7	10	3	50~1000	0.05~0.075

Super Fast Recovery Rectifiers

3.0A~8.0A

Part Number	Package	Average Forward Current	Working Peak Reverse Voltage	Peak Forward Surge Current	Maximum Forward Voltage	Reverse Voltage Leakage Current	At Rated Forward Current	Maximum DC Blocking Voltage	Reverse Recovery Time
		$I_{F(AV)}$ (A)	V_{RWM} (V)	I_{FSM} (A)	V_F (V)	I_R (uA)	I_{FM} (A)	V_R (V)	T_{RR} (μs)
MURS3D	SMC	3	200	100	0.92	5	3	200	0.035
MURS3DBFL~MURS3JBFL	SMBF	3	200~600	100	0.92~1.25	5	3	200~600	0.035~0.05
MURS3G	SMC	3	400	100	1	5	3	400	0.035
MURS3GB	SMB	3	400	100	1	5	3	400	0.035
MURS3JAFL	DO-221AC	3	600	100	1.7	5	3	600	0.035
MURS3JB	SMB	3	600	100	1.25	10	3	600	0.05
SF31G~SF38G	DO-201AD	3	50~600	125	0.95~1.75	5	3	50~600	0.035
SF36GE~SF38GE	DO-201AD	3	400~600	150	1.3~1.7	5	3	400~600	0.035
UF5400GP~UF5408GP	DO-201AD	3	50~1000	100	0.95~1.7	10	3	50~1000	0.05~0.075
UG3AB~UG3GB	SMB	3	50~400	90	0.92~1.25	5	3	50~400	0.025
UG3DAFL	DO-221AC	3	200	85	0.93	2	3	200	0.025
US3DBFL~US3MBFL	SMBF	3	200~1000	100	1.0~1.7	5	3	200~1000	0.05~0.075
MUR405GP~MUR4100GP	DO-201AD	4	50~1000	150	1~1.85	10	4	50~1000	0.025~0.075
MURD420	DPAK	4	200	90	0.84	100	4	200	0.028
MURS480GP	DO-201AD	4	800	125	1.85	5	4	800	0.075
MURS4J	SMC	4	600	125	1.28	5	4	600	0.05
MURS4JBFL	SMBF	4	600	100	1.25	5	4	600	0.05
ER5A~ER5J	SMC	5	50~600	175	1~1.7	10	5	50~600	0.035
HER501GP~HER508GP	DO-201AD	5	50~1000	160	1.0~1.7	5	5	50~1000	0.05~0.075
MURD5120	DPAK	5	1200	80	2.2	5	5	1200	0.065
MURD560	DPAK	5	600	110	1.4	10	5	600	0.035
MURD560C	DPAK	5	600	110	1.4	10	5	600	0.035
MURD560S	DPAK	5	600	50	1.7	5	5	600	0.035
MURS520A	TO-220AC	5	200	70	1	5	5	200	0.035
MURS520FA	ITO-220AC	5	200	70	1	5	5	200	0.035
MURS540A	TO-220AC	5	400	70	1.25	5	5	400	0.035
MURS540FA	ITO-220AC	5	400	70	1.25	5	5	400	0.035
MURS560A	TO-220AC	5	600	70	1.6	5	5	600	0.035
MURS560FA	ITO-220AC	5	600	70	1.6	5	5	600	0.035
MURS5J	SMC	5	600	120	1.25	5	5	600	0.035
MURSD520A	DPAK	5	200	70	1	5	5	200	0.035
MURSD540A	DPAK	5	400	70	1.25	5	5	400	0.035
MURSD560A	DPAK	5	600	70	1.6	5	5	600	0.035
SF51G~SF58G	DO-201AD	5	50~600	150	0.95~1.75	5	5	50~600	0.035
US5A~US5M	SMC	5	50~1000	150	1~1.7	10	5	50~1000	0.05~0.075
HER601GP~HER608GP	R-6	6	50~1000	200	1.1~1.7	10	6	50~1000	0.05~0.075
SF61G~SF68G	DO-201AD	6	50~600	150	0.975~1.7	5	6	50~600	0.035
MUR805~MUR860	TO-220AC	8	50~600	125	0.975~1.5	5	8	50~600	0.035~0.05
MUR810F~MUR860F	ITO-220AC	8	100~1200	125	0.975~2.3	5~10	8	100~1200	0.035~0.09
MUR8120	TO-220AC	8	1200	110	2.3	10	8	1200	0.065
MUR880	TO-220AC	8	800	125	1.9	10	8	800	0.075
MURB820	D2-PAK	8	200	125	0.95	10	8	200	0.04
MURD860	DPAK	8	600	80	3	10	8	600	0.025
MURD880	DPAK	8	800	80	2.4	10	8	800	0.033

Super Fast Recovery Rectifiers

8.0A~10.0A

Part Number	Package	Average Forward Current	Working Peak Reverse Voltage	Peak Forward Surge Current	Maximum Forward Voltage	Reverse Voltage Leakage Current	At Rated Forward Current	Maximum DC Blocking Voltage	Reverse Recovery Time
		$I_{F(AV)}$ (A)	V_{RWM} (V)	I_{FSM} (A)	V_F (V)	I_R (uA)	I_{FM} (A)	V_R (V)	T_{RR} (μs)
MURS820A	TO-220AC	8	200	100	1	5	8	200	0.035
MURS820FA	ITO-220AC	8	200	100	1	5	8	200	0.035
MURS840A	TO-220AC	8	400	100	1.25	5	8	400	0.035
MURS840FA	ITO-220AC	8	400	100	1.25	5	8	400	0.035
MURS860A	TO-220AC	8	600	100	1.6	5	8	600	0.035
MURS860B	TO-220AC	8	600	70	3.6	10	8	600	0.04
MURS860FA	ITO-220AC	8	600	100	1.6	5	8	600	0.035
MURS860FB	ITO-220AC	8	600	70	3.6	10	8	600	0.04
MURSD820A	DPAK	8	200	100	1	5	8	200	0.035
MURSD840A	DPAK	8	400	100	1.25	5	8	400	0.035
MURSD860A	DPAK	8	600	100	1.6	5	8	600	0.035
MURSD860B	DPAK	8	600	70	3.6	10	8	600	0.04
MURSD860H	DPAK	8	600	150	1.5	10	8	600	0.035
MUR1005~MUR1060	TO-220AC	10	50~600	100	1.3~1.5	5	10	50~600	0.035~0.05
MUR1005FCT~MUR1060FCT	ITO-220AB	10	50~600	80	0.975~1.5	10	5	50~600	0.035~0.05
MUR1010CT~MUR1060CT	TO-220AB	10	100~600	80	0.975~1.7	10	5	100~600	0.035~0.05
MUR10100CT	TO-220AB	10	1000	125	1.7	10	5	1000	0.075
MUR10100A	TO-247AC	10	1000	110	2.4	10	10	1000	0.065
MUR1020F~MUR1060F	ITO-220AC	10	200~600	125	1.15~1.6	5	10	200~600	0.035~0.05
MUR1020CTB	TO-220AB	10	200	120	1.18	10	5	200	0.025
MUR1080CT	TO-220AB	10	800	100	1.85	5	5	800	0.075
MURB1040CT~MURB1060CT	D2-PAK	10	400~600	100	1.3~1.5	10	5	400~600	0.035~0.05
MURB10120C	D2-PAK	10	1200	110	2.4	10	10	1200	0.075
MURD1040C	DPAK	10	400	125	1.5	10	10	400	0.035
MURS1020A	TO-220AC	10	200	120	1	5	10	200	0.035
MURS1020CTA	TO-220AB	10	200	70	1	5	5	200	0.035
MURS1020FA	ITO-220AC	10	200	120	1	5	10	200	0.035
MURS1020FCTA	ITO-220AB	10	200	70	1	5	5	200	0.035
MURS1040A	TO-220AC	10	400	120	1.25	5	10	400	0.035
MURS1040CTA	TO-220AB	10	400	70	1.25	5	5	400	0.035
MURS1040FA	ITO-220AC	10	400	120	1.25	5	10	400	0.035
MURS1040FCTA	ITO-220AB	10	400	70	1.25	5	5	400	0.035
MURS1060A	TO-220AC	10	600	120	1.6	5	10	600	0.035
MURS1060CTA	TO-220AB	10	600	70	1.6	5	5	600	0.035
MURS1060FA	ITO-220AC	10	600	120	1.6	5	10	600	0.035
MURS1060FCTA	ITO-220AB	10	600	70	1.6	5	5	600	0.035
MURS1060FH	ITO-220AC	10	600	180	1.6	10	10	600	0.035
MURS1060FL	ITO-220AC	10	600	100	1.3	5	15	600	0.075
MURS1060L	TO-220AC	10	600	100	1.3	5	15	600	0.075
MURSB1020CTA	D2-PAK	10	200	70	1	5	5	200	0.035
MURSB1040CTA	D2-PAK	10	400	70	1.25	5	5	400	0.035
MURSB1060CTA	D2-PAK	10	600	70	1.6	5	5	600	0.035
MURSD1020A	DPAK	10	200	120	1	5	10	200	0.035
MURSD1020CTA	DPAK	10	200	70	1	5	5	200	0.035

Super Fast Recovery Rectifiers

10.0A~20.0A

Part Number	Package	Average Forward Current	Working Peak Reverse Voltage	Peak Forward Surge Current	Maximum Forward Voltage	Reverse Voltage Leakage Current	At Rated Forward Current	Maximum DC Blocking Voltage	Reverse Recovery Time
		$I_{F(AV)}$ (A)	V_{RWM} (V)	I_{FSM} (A)	V_F (V)	I_R (uA)	I_{FM} (A)	V_R (V)	T_{RR} (μs)
MURSD1040A	DPAK	10	400	120	1.25	5	10	400	0.035
MURSD1040CTA	DPAK	10	400	70	1.25	5	5	400	0.035
MURSD1060A	DPAK	10	600	120	1.6	5	10	600	0.035
MURSD1060CTA	DPAK	10	600	70	1.6	5	5	600	0.035
SF1040FCT	ITO-220AB	10	400	80	1.3	5	5	400	0.035
MURSD1060L	DPAK	10	600	100	1.3	5	15	600	0.075
MURSB1260	D2-PAK	12	600	110	2.45	10	12	600	0.025
MUR15120	TO-220AC	15	1200	150	2.4	10	15	1200	0.075
MUR15120F	ITO-220AC	15	1200	110	2.7	10	15	1200	0.065
MUR15120L	TO-220AC	15	1200	100	3.2	5	15	1200	0.03
MUR1560HS	TO-220AC	15	600	330	1.5	10	15	600	0.05
MURB15120C	D2-PAK	15	1200	150	2.4	10	15	1200	0.075
MURS1560FA	ITO-220AC	15	600	160	1.6	5	15	600	0.04
MURS1560FB	ITO-220AC	15	600	160	2.8	10	15	600	0.025
MURS1560FL	ITO-220AC	15	600	160	1.5	10	15	600	0.075
MURS1560A	TO-220AC	15	600	160	1.6	5	15	600	0.04
MURS1560B	TO-220AC	15	600	160	2.8	10	15	600	0.025
MURS1560L	TO-220AC	15	600	160	1.5	10	15	600	0.075
MURSB1520	D2-PAK	15	200	200	1.02	10	15	200	0.035
MURSB1560	D2-PAK	15	600	160	2.29	10	15	600	0.025
MURSB1620CTA	D2-PAK	16	200	100	1	5	8	200	0.035
MURSB1640CTA	D2-PAK	16	400	100	1.25	5	8	400	0.035
MURSB1660CTA	D2-PAK	16	600	100	1.6	5	8	600	0.035
MURSD1620CTA	DPAK	16	200	100	1	5	8	200	0.035
MURSD1640CTA	DPAK	16	400	100	1.25	5	8	400	0.035
MURSD1660CTA	DPAK	16	600	100	1.6	5	8	600	0.035
MUR1605FCT~1660FCT	ITO-220AB	16	50~600	120	0.975~1.7	5	8	50~600	0.035~0.05
MURS1620FCTA	ITO-220AB	16	200	100	1	5	8	200	0.035
MURS1640FCTA	ITO-220AB	16	400	100	1.25	5	8	400	0.035
MURS1660FCTA	ITO-220AB	16	600	100	1.6	5	8	600	0.035
MUR1660F	ITO-220AC	16	600	200	1.5	5	16	600	0.05
MUR1605CT~MUR1660CT	TO-220AB	16	50~600	100	0.975~1.7	5	8	50~600	0.035~0.05
MURS1620CT~MURS1660CT	TO-220AB	16	200~600	125	1~1.6	10	8	200~600	0.035
MURS1620CTA	TO-220AB	16	200	100	1	5	8	200	0.035
MURS1640CTA	TO-220AB	16	400	100	1.25	5	8	400	0.035
MURS1660CTA	TO-220AB	16	600	100	1.6	5	8	600	0.035
SF1640CT	TO-220AB	16	400	100	1.3	10	8	1200	0.035
MUR1660	TO-220AC	16	600	200	1.5	5	16	600	0.05
MURB2020C	D2-PAK	20	200	350	1.15	10	20	200	0.035
MURB2060C	D2-PAK	20	600	350	1.6	10	20	600	0.05
MURSB2020CTA	D2-PAK	20	200	120	1	5	10	200	0.035
MURSB2040CTA	D2-PAK	20	400	120	1.25	5	10	400	0.035
MURSB2060CTA	D2-PAK	20	600	120	1.6	5	10	600	0.035
MUR2010FCT~MUR2060FCT	ITO-220AB	20	100~600	125	0.975~1.5	1	10	100~600	0.035~0.05

20A~75A

Part Number	Package	Average Forward Current	Working Peak Reverse Voltage	Peak Forward Surge Current	Maximum Forward Voltage	Reverse Voltage Leakage Current	At Rated Forward Current	Maximum DC Blocking Voltage	Reverse Recovery Time
		$I_{F(AV)}$ (A)	V_{RWM} (V)	I_{FSM} (A)	V_F (V)	I_R (uA)	I_{FM} (A)	V_R (V)	T_{RR} (μs)
MURS2020FCTA	ITO-220AB	20	200	120	1	5	10	200	0.035
MURS2040FCTA	ITO-220AB	20	400	120	1.25	5	10	400	0.035
MURS2060FCTA	ITO-220AB	20	600	120	1.6	5	10	600	0.35
UG2030FCTH	ITO-220AB	20	300	150	1.25	10	10	300	0.025
MURS2060FS	ITO-220AC	20	600	160	1.7	5	20	600	0.04
MUR2010CT~MUR2060CT	TO-220AB	20	100~600	125	0.975~1.5	10	10	100~600	0.035~0.05
MURS2020CTA	TO-220AB	20	200	120	1	5	10	200	0.035
MURS2040CTA	TO-220AB	20	400	120	1.25	5	10	400	0.035
MURS2060CTA	TO-220AB	20	600	120	1.6	5	10	600	0.035
MUR2020PT	TO-247	20	200	125	1	10	10	200	0.03
MUR2030PT	TO-247	20	300	125	1.2	10	10	300	0.03
MUR2040PT	TO-247	20	400	160	1.4	10	10	400	0.035
UGJL2030CTH	TO-262L	20	300	150	1.25	10	10	300	0.025
MURB2540C	D2-PAK	25	400	480	1.35	10	25	400	0.05
MUR3060F	ITO-220AC	30	600	200	1.7	50	30	600	0.05
MURS3060F	ITO-220AC	30	600	200	2	5	30	600	0.035
MURS3060	TO-220AC	30	600	200	1.7	50	30	600	0.05
MUR3030PT	TO-247	30	300	180	1.35	5	15	300	0.035
MUR3040PT	TO-247	30	400	140	1.45	10	15	400	0.045
MUR3060PTH	TO-247	30	600	150	1.6	5	15	600	0.035
MUR30120PT	TO-247	30	1200	100	2.9	10	15	1200	0.055
MUR3060B	TO-247AD	30	600	300	2.3	10	30	600	0.035
MUR3060BS	TO-247AD	30	600	300	1.8	5	30	600	0.045
MUR30120B	TO-247AD	30	1200	300	2.4	10	30	1200	0.075
MUR30120BS	TO-247AD	30	1200	210	3.3	5	30	1200	0.038
MUR6040PTS	TO-247	60	400	300	1.4	5	30	400	0.036
MUR6060PTH	TO-247	60	600	300	1.6	5	30	600	0.112
MUR6040B	TO-247AD	60	400	500	1.7	10	60	400	0.075
MUR6060B	TO-247AD	60	600	600	1.7	10	60	600	0.075
MUR6060BH	TO-247AD	60	600	600	2.4	10	60	600	0.075
MUR6060BS	TO-247AD	60	600	500	2.5	5	60	600	0.035
MUR6065B	TO-247AD	60	650	500	1.9	200	60	650	0.045
MUR60120B	TO-247AD	60	1200	500	3.3	15	60	1200	0.085
MUR60120BS	TO-247AD	60	1200	400	3.3	5	60	1200	0.045
MUR7560B	TO-247AD	75	600	500	2	5	60	600	0.035

Automotive Grade Products

Part Number	Package	Average Forward Current	Working Peak Reverse Voltage	Peak Forward Surge Current	Maximum Forward Voltage	Reverse Voltage Leakage Current	At Rated Forward Current	Maximum DC Blocking Voltage	Reverse Recovery Time
		$I_{F(AV)}$ (A)	V_{RWM} (V)	I_{FSM} (A)	V_F (V)	I_R (uA)	I_{FM} (A)	V_R (V)	T_{RR} (μs)
UG1DPLQ	SOD-123FL	1	200	30	0.92	2	1	200	0.025
SFM14PLHE3-SFM18PLHE3	SOD-123FL	1	200~600	30	1.0~1.7	5	1	200~600	0.035
US1MHE3	SMA	1	1000	30	1.7	5	1	1000	0.075
MURS2DQ	SMB	2	200	50	0.92	2	2	200	0.025
ER2DHE3-L~ER2JHE3-L	SMB	2	200~600	50	0.95~1.7	5	2	200~600	0.035
ES2DHE3-L~ES2JHE3-L	SMA	2	200~600	50	0.95~1.7	5	2	200~600	0.035
US2MAHE3	SMA	2	1000	50	1.7	5	2	1000	0.075
ER3DBHE3-ER3JBHE3	SMB	3	200~600	100	0.95~1.7	5	3	200~600	0.035
ER3DHE3-ER3JHE3	SMC	3	200~600	100	0.95~1.7	5	3	200~600	0.035

Schottky Barrier Rectifiers

1A~3A

Part Number	Package	Average Forward Current	Working Peak Reverse Voltage	Peak Forward Surge Current	Maximum Forward Voltage	Reverse Voltage Leakage Current	At Rated Forward Current	Maximum DC Blocking Voltage	Low VF
		I_F (A)	V_{RWM} (V)	I_{FSM} (A)	V_F (V)	I_R (uA)	I_{FM} (A)	V_R (V)	
SS1150FL~SS1200FL	DO-221AC	1	150~200	30	0.90~0.92	10	1	150~200	No
SS12FL~SS110FL	DO-221AC	1	20~100	30	0.50~0.85	100	1	20~100	No
1N5817~1N5819	DO-41	1	20~40	25	0.45~0.6	100	1	20~40	No
SR105~SR1010	DO-41	1	50~100	30	0.7~0.85	50~100	1	50~100	No
SR1150	DO-41	1	150	40	0.87	10	1	150	Yes
SR1200	DO-41	1	200	30	0.9	10	1	200	No
SL14A~SL110A	SMA	1	40~100	28	0.4~0.6	100	1	40~100	Yes
SS1150-L~SS1200-L	SMA	1	150~200	30	0.90~0.92	50	1	150~200	No
SS12-L~SS110-L	SMA	1	20~100	30	0.5~0.85	50~100	1	20~100	No
SS13L-L	SMA	1	30	40	0.5	20	1	30	No
SK1150-L~SK1200-L	SMB	1	150~200	30	0.90~0.92	50	1	150~200	No
SK12-L~SK110-L	SMB	1	20~100	30	0.5~0.85	100	1	20~100	No
SL115B	SMB	1	15	50	0.25	500	1	15	No
SL110PL	SOD-123FL	1	100	28	0.6	100	1	100	Yes
SL16PL	SOD-123FL	1	60	28	0.55	100	1	60	Yes
SM5817PL~SM5819PL	SOD-123FL	1	20~40	30	0.45~0.53	50	1	20~40	No
SMD110PL~SMD1200PL	SOD-123FL	1	100~200	30	0.85~0.95	10	1	100~200	No
SMD15PL~SMD18PL	SOD-123FL	1	50~80	30	0.7~0.85	100	1	50~80	No
SMD110PLS	SOD-123TFL	1	100	30	0.85	10	1	100	No
SMD14PE	SOD-323HE	1	40	30	0.52	50	1	40	No
SS110HL	SOD-323HL	1	100	25	0.85	200	1	100	No
SS120HL	SOD-323HL	1	200	25	0.9	10	1	200	No
SS14HL	SOD-323HL	1	40	30	0.55	500	1	40	No
SS16HL	SOD-323HL	1	60	25	0.7	200	1	60	No
SB220L~SB2010L	DO-15	2	20~100	35	0.45~0.7	100	2	20~100	No
SB220~SB2200	DO-15	2	20~200	50	0.5~0.9	10~100	2	20~200	No
SS220FL	DO-221AC	2	200	45	0.9	2	2	200	No
SS22FL~SS210FL	DO-221AC	2	20~100	50	0.55~0.85	100	2	20~100	No
SL24FL~SL210FL	DO-221AC	2	40~100	50	0.47~0.72	100~500	2	40~100	Yes
SR202~SR206	DO-41	2	20~60	50	0.55~0.7	100	2	20~60	No
SR208~SR2010	DO-41	2	80~100	50	0.85	10	2	80~100	No
SK225L	SMA	2	25	50	0.55	500	2	25	No
SS210H-L	SMA	2	100	50	0.85	5	2	100	No
SS22-L~SS220-L	SMA	2	20~200	50	0.55~0.90	100	2	20~200	No
SL24A~SL210A	SMA	2	40~100	50	0.47~0.75	100	2	40~100	Yes
SK22-L~SK220-L	SMB	2	20~200	50	0.50~0.90	10~100	2	20~200	No
SL24B~SL210B	SMB	2	40~100	50	0.47~0.75	100	2	40~100	No
SL24PL-SL210PL	SOD-123FL	2	40~100	50	0.47~0.72	100	2	40~100	Yes
SMD210HPL	SOD-123FL	2	100	50	0.85	5	2	100	No
SMD2150PL~SMD220PL	SOD-123FL	2	150~200	50	0.9	10	2	150~200	No
SMD22PL~SMD210PL	SOD-123FL	2	20~100	50	0.5~0.85	100	2	20~100	No
SMD23PE	SOD-323HE	2	30	30	0.6	50	2	30	Yes
SR3200	DO-201AD	3	200	80	0.9	10	3	200	No
SR302~SR3010	DO-201AD	3	50~100	80	0.50~0.85	100	3	50~100	No

·M·C·C·
Micro Commercial Components

Schottky Barrier Rectifiers

3A~5A

Part Number	Package	Average Forward Current	Working Peak Reverse Voltage	Peak Forward Surge Current	Maximum Forward Voltage	Reverse Voltage Leakage Current	At Rated Forward Current	Maximum DC Blocking Voltage	Low VF
		I_F (A)	V_{RWM} (V)	I_{FSM} (A)	V_F (V)	I_R (uA)	I_{FM} (A)	V_R (V)	
1N5820~1N5822	DO-201AD	3	20~40	80	0.475~0.525	100	3	20~40	No
SR3150	DO-201AD	3	150	80	0.92	10	3	150	No
SK3200AFL	DO-221AC	3	200	80	0.86	10	3	200	No
SK310AFLH~SK3200AFLH	DO-221AC	3	100~200	70	0.835~0.875	5	3	100~200	No
SK32AFL~SK310AFL	DO-221AC	3	20~100	80	0.5~0.85	100	3	20~100	No
SL34AFL~SL310AFL	DO-221AC	3	40~100	60	0.45~0.6	100	3	40~100	Yes
SK34AL-TPS02	SMA	3	40	90	0.43	100	3	40	Yes
SL345A	SMA	3	45	60	0.45	100	3	45	Yes
SK3150A-L	SMA	3	150	80	0.86	10	3	150	No
SK3200A-L	SMA	3	200	80	0.86	10	3	200	No
SK32A-L~SK310A-L	SMA	3	20~100	80	0.50~0.85	100	3	20~100	No
SL34A~SL310A	SMA	3	40~100	60	0.45~0.60	100	3	40~100	Yes
SK36BH-L	SMB	3	60	100	0.75	100	3	60	No
SK3150B-L	SMB	3	150	80	0.86	10	3	150	No
SK3200B-L	SMB	3	200	100	0.86	2	3	200	No
SK32B-L~SK310B-L	SMB	3	20~100	100	0.50~0.85	100	3	20~100	No
SL34B~SL310B	SMB	3	40~100	60	0.45~0.6	100	3	40~100	Yes
SL34BFL~SL310BFL	SMBF	3	40~100	60	0.45~0.6	100~200	3	40~100	Yes
SK34BFL~SK320BFL	SMBF	3	20~200	70	0.5~0.9	20~200	3	20~200	No
SK310H	SMC	3	100	100	0.78	10	3	100	No
SK3150	SMC	3	150	80	0.86	10	3	150	No
SK3200	SMC	3	200	100	0.86	10	3	200	No
SK32~SK310	SMC	3	20~100	80	0.5~0.85	100	3	20~100	No
SMD32PL~SMD320PL	SOD-123FL	3	20~200	80	0.5~0.9	100	3	20~200	No
SL32PL	SOD-123FL	3	20	80	0.45	200	3	20	No
SMD34HE1~SMD320HE1	SOD-123HE1	3	40~200	80	0.52~0.85	10~50	3	40~200	No
MBR3U200	TO-277	3	200	240	0.85	50	3	200	No
SK42BL~SK44BL	SMB	4	20~40	100	0.45	100	4	20~40	Yes
SK4200L	SMC	4	200	100	0.86	10	4	200	No
SK42L~SK44L	SMC	4	20~40	150	0.45	100	4	20~40	No
SR545L	DO-201AD	5	45	120	0.43	200	5	45	Yes
SR506L	DO-201AD	5	60	120	0.49	100	5	60	Yes
SR506HL	DO-201AD	5	60	220	0.62	100	5	60	No
SR5010L	DO-201AD	5	100	80	0.7	100	5	100	No
SR5010H	DO-201AD	5	100	150	0.8	20	5	100	No
SR5010HL	DO-201AD	5	100	200	0.78	20	5	100	No
SR5150~SR5200	DO-201AD	5	150~200	150	0.9~0.92	10	5	150~200	No
SR5150H~SR5200H	DO-201AD	5	150~200	150	0.85~0.90	0.5	5	150~200	No
SR5150L~SR5200L	DO-201AD	5	150~200	150	0.8	10	5	150~200	Yes
SR502~SR5010	DO-201AD	5	20~100	150	0.55~0.85	100	5	20~100	No
SK52AFL~SK5200AFL	DO-221AC	5	20~200	100	0.55~0.9	10~100	5	20~200	No
SL54AFL~SL510AFL	DO-221AC	5	40~100	100	0.45~0.7	100	5	40~100	Yes
MBRD5100	DPAK	5	100	80	0.72	3	5	100	No
MBRD5100C	DPAK	5	100	140	0.76	10	5	100	No

Schottky Barrier Rectifiers

5A~10A

Part Number	Package	Average Forward Current	Working Peak Reverse Voltage	Peak Forward Surge Current	Maximum Forward Voltage	Reverse Voltage Leakage Current	At Rated Forward Current	Maximum DC Blocking Voltage	Low VF
		I_F (A)	V_{RWM} (V)	I_{FSM} (A)	V_F (V)	I_R (uA)	I_{FM} (A)	V_R (V)	
MBRD5100HL	DPAK	5	100	100	0.73	3.5	5	100	No
MBRD5200	DPAK	5	200	130	0.86	5	5	200	No
MBRD5200CT	DPAK	5	200	140	0.84	5	2.5	200	No
MBR545F	ITO-220AC	5	45	80	0.55	100	5	45	No
SK5150A-L~SK5200A-L	SMA	5	150~200	100	0.9	10	5	150~200	No
SK52A-L~SK510A-L	SMA	5	20~100	100	0.55~0.85	100	5	20~100	No
SK510BH-L	SMB	5	100	100	0.85	5	5	100	No
SK52B-L~SK520B-L	SMB	5	20~200	100	0.55~0.9	50~100	5	20~200	No
SL54B~SL510B	SMB	5	40~100	100	0.45~0.65	100	5	40~100	Yes
SL545BFL	SMBF	5	45	120	0.43	250	5	45	No
SK510BFL	SMBF	5	100	120	0.85	5	5	100	No
SK520BFL	SMBF	5	200	100	0.9	10	5	200	No
SK54BFL	SMBF	5	40	100	0.6	100	5	40	No
SK56BFL	SMBF	5	60	100	0.7	100	5	60	No
SL56BFL	SMBF	5	60	120	0.5	500	5	60	Yes
SK5150L~SK5200L	SMC	5	150~200	150	0.87~0.90	10	5	150~200	No
SK52L~SK510L	SMC	5	20~100	100	0.55~0.85	100	5	20~100	No
SL54~SL510	SMC	5	40~100	100	0.45~0.7	100	5	40~100	Yes
MBR545	TO-220AC	5	45	150	0.6	10	5	45	No
MBR5200HL	TO-220AC	5	200	150	0.85	10	5	200	No
MBR5U100	TO-277	5	100	120	0.54	100	5	100	No
MBR5U100H	TO-277	5	100	240	0.8	10	5	100	No
MBR5U45	TO-277	5	45	130	0.47	200	5	45	No
MBR5U60	TO-277	5	60	150	0.55	100	5	60	No
SK62L~SK610L	SMC	6	20~100	150	0.65~0.85	100	6	20~100	No
MBR720~MBR760	TO-220AC	7.5	20~60	150	0.75~0.84	50~100	7.5~15	20~60	No
MBRB8100H	D2-PAK	8	100	300	0.7	10	8	100	Yes
SR802~SR810	DO-201AD	8	20~100	150	0.65~0.85	100	8	20~100	No
MBRD845C	DPAK	8	45	150	0.51	100	8	45	No
SK82L~SK810L	SMC	8	20~100	200	0.65~0.8	100	8	20~100	No
MBR870~MBR8100	TO-220AC	8	70~100	125	0.85	100	8	70~100	No
MBR8U45	TO-277	8	45	150	0.47	200	8	45	No
MBR8U60A	TO-277	8	60	150	0.53	200	8	60	No
MBR8U60	TO-277	8	60	200	0.5	200	8	60	No
MBRB10100CT	D2-PAK	10	100	150	0.85	10	5	100	No
MBRB10150CT	D2-PAK	10	150	120	0.92	10	5	150	No
MBRB10200CTS	D2-PAK	10	200	120	0.93	10	5	200	No
MBRB10200CT	D2-PAK	10	200	150	0.9	10	5	200	No
MBRB1020~MBRB10200	D2-PAK	10	20~200	150	0.6~0.95	100	10	20~200	No
MBRB1030CT~MBRB1060CT	D2-PAK	10	30~60	125	0.55	100	5	30~60	No
MBRB1060CTH~MBRB10200CTH	D2-PAK	10	60~200	150	0.72~0.9	50	5	60~200	No
SR10100L	DO-201AD	10	100	150	0.75	200	10	100	Yes
SR1060L	DO-201AD	10	60	150	0.48	200	10	60	Yes
MBRD1045C	DPAK	10	45	150	0.51	100	10	45	No

·M·C·C·
Micro Commercial Components
Schottky Barrier Rectifiers

10A~15A

Part Number	Package	Average Forward Current	Working Peak Reverse Voltage	Peak Forward Surge Current	Maximum Forward Voltage	Reverse Voltage Leakage Current	At Rated Forward Current	Maximum DC Blocking Voltage	Low VF
		I_F (A)	V_{RWM} (V)	I_{FSM} (A)	V_F (V)	I_R (uA)	I_{FM} (A)	V_R (V)	
MBRD10100	DPAK	10	100	180	0.73	50	10	100	No
MBRD10100CTS~MBRD10200CTS	DPAK	10	100~200	100	0.83~0.93	10	5	100~200	No
MBRD10100CTH~MBRD10200CTH	DPAK	10	100~200	120	0.8~0.9	10	5	100~200	No
MBRD10150CT~MBRD10200CT	DPAK	10	150~200	100	0.92	10	5	150~200	No
MBRD1045CT~MBRD1060CT	DPAK	10	45~60	150	0.75~0.85	10	5	45~60	No
MBRL1060FCT	ITO-220AB	10	60	100	0.6	100	5	60	Yes
MBR10150FCT	ITO-220AB	10	150	120	0.92	10	5	150	No
MBR10200FCT	ITO-220AB	10	200	125	0.92	100	5	200	No
MBRL10100FCT	ITO-220AB	10	100	120	0.72	100	5	100	Yes
MBR10100FCTH~MBR10200FCTH	ITO-220AB	10	100~200	120	0.8~0.9	10	5	100~200	No
MBR1020FCT~MBR10100FCT	ITO-220AB	10	20~100	120	0.7~0.85	100	5	20~100	No
MBR1060FCTS	ITO-220AB	10	60	100	0.75	200	5	60	No
MBR10200FH	ITO-220AC	10	200	150	0.85	10	5	200	No
MBR1020F~MBR10100F	ITO-220AC	10	20~100	150	0.55~0.85	100	10	20~100	No
SR1045	R-6	10	45	275	0.55	100	10	45	No
SK1010H-L	SMC	10	100	150	0.82	10	10	100	No
SK1045-L	SMC	10	45	250	0.55	200	10	45	No
MBRL1060CT	TO-220AB	10	60	100	0.6	100	5	60	Yes
MBRL1060CTA	TO-220AB	10	60	150	0.52	100	5	60	Yes
MBR10150CT	TO-220AB	10	150	120	0.92	10	5	150	No
MBR10200CT	TO-220AB	10	200	150	0.95	10	10	200	No
MBR10100CT	TO-220AB	10	100	120	0.85	100	5	100	No
MBR1080CT	TO-220AB	10	80	120	0.85	100	5	80	No
MBR10100CTH~MBR10200CTH	TO-220AB	10	100~200	120	0.8~0.9	10	5	100~200	No
MBR1020CT~MBR1060CT	TO-220AB	10	20~60	125	0.7~0.8	100	5	20~60	No
MBR1080CT~MBR10100CT	TO-220AB	10	80~100	120	0.85	100	5	80~100	No
MBR10150	TO-220AC	10	150	150	0.9	100	10	150	No
MBR1020~MBR10100	TO-220AC	10	20~100	150	0.65~0.84	100	10	20~100	No
MBR10U45L	TO-277	10	45	275	0.47	500	10	50	Yes
MBR10U60	TO-277	10	60	275	0.5	350	10	60	No
MBR10U100H	TO-277	10	100	240	0.85	10	10	100	No
MBR10U150	TO-277	10	150	200	0.79	100	10	150	No
MBR10U200	TO-277	10	200	240	0.82	5	10	200	No
SB12100	DO-201AD	12	100	250	0.85	500	12	100	No
MBRD1220CT~MBRD1245CT	DPAK	12	20~45	150	0.47	100	6	20~45	No
MBRD1260CT~MBRD12100CT	DPAK	12	60~100	150	0.7~0.85	50	6	60~100	No
MBR12U100L	TO-277	12	100	180	0.6	500	12	100	Yes
MBRB1545	D2-PAK	15	45	250	0.52	150	15	45	No
MBRD1520~MBRD15100	DPAK	15	20~100	150	0.63~0.84	100	15	20~100	No
MBR1545FA	ITO-220AC	15	45	250	0.6	200	15	45	No
15SQ045	R-6	15	45	275	0.48	100	15	45	No
MBRL1535~MBRL1545	TO-220AC	15	35~45	250	0.52	150	15	35~45	No
MBR15U45	TO-277	15	45	275	0.47	500	15	45	No
MBR15U60	TO-277	15	60	300	0.5	500	15	50	No

Schottky Barrier Rectifiers

15A~20A

Part Number	Package	Average Forward Current	Working Peak Reverse Voltage	Peak Forward Surge Current	Maximum Forward Voltage	Reverse Voltage Leakage Current	At Rated Forward Current	Maximum DC Blocking Voltage	Low VF
		I_F (A)	V_{RWM} (V)	I_{FSM} (A)	V_F (V)	I_R (uA)	I_{FM} (A)	V_R (V)	
MBR15U100L	TO-277	15	100	200	0.69	200	15	100	No
MBR15U100	TO-277	15	100	275	0.85	100	15	100	No
MBR15U150	TO-277	15	150	250	0.84	100	15	150	No
MBRB1620CT~MBRB1660CT	D2-PAK	16	20~60	150	0.7~0.8	100	8	20~60	No
MBR1620FCT~MBR16100FCT	ITO-220AB	16	20~100	150	0.55~0.85	200	8	20~100	No
MBR16100CT	TO-220AB	16	100	125	0.85	100	8	100	No
MBR1620CT~MBR1660CT	TO-220AB	16	20~60	125	0.7~0.8	100	8	20~60	No
MBR1645	TO-220AC	16	45	150	0.63	500	16	45	No
MBRBL2045CT	D2-PAK	20	45	180	0.55	100	10	45	Yes
MBRBL2045C	D2-PAK	20	45	300	0.53	100	20	45	Yes
MBRBL20100CT	D2-PAK	20	100	150	0.72	100	10	100	Yes
MBRBL20U100CT	D2-PAK	20	100	250	0.65	100	10	100	Yes
MBRB20150CT	D2-PAK	20	150	130	0.9	10	10	150	No
MBRBL20150CT	D2-PAK	20	150	160	0.84	50	10	150	Yes
MBRB20200CTHS	D2-PAK	20	200	130	0.95	10	10	200	No
MBRB20200CT	D2-PAK	20	200	150	0.95	10	10	200	No
MBRBL20200CT	D2-PAK	20	200	150	0.88	50	5	200	Yes
MBRB20300CT	D2-PAK	20	300	200	0.975	50	10	300	No
MBRB20100CTH~MBRB20200CTH	D2-PAK	20	100~200	150	0.8~0.9	10	10	100~200	No
MBRB2020CT~MBRB20100CT	D2-PAK	20	20~100	150	0.84~0.95	100	20	20~100	No
MBRD2060CT	DPAK	20	60	125	0.75	200	10	60	No
MBRDL2060CT	DPAK	20	60	125	0.6	100	10	60	Yes
MBRD20100	DPAK	20	100	200	0.76	50	20	100	No
MBRDL20100CT	DPAK	20	100	250	0.72	100	10	100	Yes
MBRD20100CTH~MBRD20200CTH	DPAK	20	100~200	130	0.85~0.9	10	10	100~200	No
MBR2045FCTS	ITO-220AB	20	45	150	0.65	200	10	45	No
MBRL2045FCT	ITO-220AB	20	45	150	0.52	200	10	45	Yes
MBRL2060FCT	ITO-220AB	20	60	150	0.6	100	10	60	Yes
MBR20100FCTS	ITO-220AB	20	100	130	0.91	10	20	100	No
MBRL20U100FCT	ITO-220AB	20	100	250	0.65	100	10	100	Yes
MBR20150FCT	ITO-220AB	20	150	150	0.92	25	10	150	No
MBR20200FCT	ITO-220AB	20	200	150	0.95	50	10	200	No
MBRL20200FCT	ITO-220AB	20	200	160	0.88	50	10	200	Yes
MBR20300FCT	ITO-220AB	20	300	200	0.975	50	10	300	No
MBRL20100FCT~MBRL20150FCT	ITO-220AB	20	100~150	200	0.72~0.9	100	10	100~150	Yes
MBR20100FCTH~MBR20200FCTH	ITO-220AB	20	100~200	150	0.82~0.9	10	10	100~200	No
MBR2020FCT~MBR20100FCT	ITO-220AB	20	20~100	150	0.7~0.85	50~100	10	20~100	No
MBRL2045CT	TO-220AB	20	45	150	0.52	200	10	45	Yes
MBRL2060CT	TO-220AB	20	60	150	0.6	100	10	60	Yes
MBRL20U60CT	TO-220AB	20	60	150	0.56	120	10	60	Yes
MBR20100CTB	TO-220AB	20	100	150	0.95	10	20	100	No
MBRL20100CT	TO-220AB	20	100	200	0.7	100	10	100	Yes
MBRL20U100CT	TO-220AB	20	100	250	0.65	100	10	100	Yes
MBRL20120CT	TO-220AB	20	120	200	0.85	100	10	120	Yes

·M·C·C·
Micro Commercial Components

Schottky Barrier Rectifiers

20A~30A

Part Number	Package	Average Forward Current	Working Peak Reverse Voltage	Peak Forward Surge Current	Maximum Forward Voltage	Reverse Voltage Leakage Current	At Rated Forward Current	Maximum DC Blocking Voltage	Low VF
		I_F (A)	V_{RWM} (V)	I_{FSM} (A)	V_F (V)	I_R (uA)	I_{FM} (A)	V_R (V)	
MBR20150CT	TO-220AB	20	150	150	0.92	10	10	150	No
MBRL20150CT	TO-220AB	20	150	200	0.85	10	10	150	Yes
MBR20200CT	TO-220AB	20	200	150	0.95	10	10	200	No
MBR20200CTS	TO-220AB	20	200	150	0.95	10	10	200	No
MBRL20200CT	TO-220AB	20	200	160	0.88	10	10	200	Yes
MBR20300CT	TO-220AB	20	300	200	0.975	50	10	300	No
MBR20100CTH~MBR20200CTH	TO-220AB	20	100~200	150	0.82~0.9	10	10	100~200	No
MBR2020CT~MBR20100CT	TO-220AB	20	20~100	150	0.84~0.95	100	20	20~100	No
MBR20150PT	TO-247	20	150	135	0.88	10	10	150	No
MBR40200PTH	TO-247	20	200	40	0.9	50	40	200	No
MBR20200PT	TO-247	20	200	250	0.9	10	10	200	No
MBR20U100L	TO-277	20	100	300	0.7	100	20	100	Yes
MBR20U45	TO-277	20	45	300	0.5	500	20	45	No
MBR2520CT~MBR2560CT	TO-220AB	25	20~60	150	0.65~0.75	200	12.5	20~60	No
MBRB2520CT~MBRB2560CT	D2-PAK	30	20~60	150	0.75~0.82	200	15~30	20~60	No
MBR2535FCT~MBR2560FCT	ITO-220AB	30	35~60	150	0.65~0.75	200	12.5	35~60	No
MBRBL3045CT	D2-PAK	30	45	200	0.53	200	15	45	Yes
MBRBL3060CT	D2-PAK	30	60	240	0.63	100	15	60	Yes
MBRBL30100CT	D2-PAK	30	100	200	0.72	100	15	100	No
MBRB30100CT	D2-PAK	30	100	250	0.85	10	15	100	No
MBRBL30U100CT	D2-PAK	30	100	320	0.64	100	15	100	Yes
MBRBL30120	D2-PAK	30	120	320	0.88	50	30	120	Yes
MBRB30150CT	D2-PAK	30	150	200	0.9	20	15	150	No
MBRBL30150CT	D2-PAK	30	150	220	0.84	100	15	150	Yes
MBRBL30200CT	D2-PAK	30	200	220	0.88	100	15	200	Yes
MBRB30100CTH~MBRB30200CTH	D2-PAK	30	100~200	250	0.8~0.9	10	15	100~200	No
MBRB3030CT~MBRB3060CT	D2-PAK	30	30~60	250	0.55~0.72	100	15	30~60	No
MBRL30P100	DFN5060	30	100	250	0.85	100	30	100	No
MBR3045FCTS	ITO-220AB	30	45	200	0.65	200	15	45	No
MBRL3045FCT	ITO-220AB	30	45	250	0.55	100	15	45	Yes
MBRL3060FCT	ITO-220AB	30	60	200	0.6	100	15	60	Yes
MBRL30100FCT	ITO-220AB	30	100	200	0.72	100	15	100	Yes
MBRL30U100FCT	ITO-220AB	30	100	320	0.64	100	15	100	Yes
MBRL30150FCT	ITO-220AB	30	150	220	0.84	100	15	150	Yes
MBR30150FCT	ITO-220AB	30	150	260	0.9	5	15	150	No
MBR30200FCT	ITO-220AB	30	200	200	1.05	100	30	200	No
MBR30200FCTH	ITO-220AB	30	200	250	1	10	30	200	No
MBRL30200FCT	ITO-220AB	30	200	250	0.85	50	15	200	Yes
MBR30100FCTH~MBR30150FCTH	ITO-220AB	30	100~150	250	0.85	10	15	100~150	No
MBR3020FCT~MBR30100FCT	ITO-220AB	30	20~100	250	0.6~0.85	100	15	20~100	No
30SQ045	R-6	30	45	275	0.52	100	30	45	No
MBRL3045CT	TO-220AB	30	45	250	0.53	200	15	45	Yes
MBRL3060CT	TO-220AB	30	60	240	0.62	100	15	60	Yes
MBRL30100CT	TO-220AB	30	100	200	0.72	100	15	100	Yes

30A~60A

Part Number	Package	Average Forward Current	Working Peak Reverse Voltage	Peak Forward Surge Current	Maximum Forward Voltage	Reverse Voltage Leakage Current	At Rated Forward Current	Maximum DC Blocking Voltage	Low VF
		I_F (A)	V_{RWM} (V)	I_{FSM} (A)	V_F (V)	I_R (uA)	I_{FM} (A)	V_R (V)	
MBR30100CT	TO-220AB	30	100	250	0.85	10	15	100	No
MBRL30U100CT	TO-220AB	30	100	320	0.64	100	15	100	Yes
MBRL30120CT	TO-220AB	30	120	250	0.88	100	15	120	Yes
MBR30150CT	TO-220AB	30	150	200	0.9	10	15	150	No
MBRL30150CT	TO-220AB	30	150	220	0.84	100	15	150	Yes
MBR30200CT	TO-220AB	30	200	200	0.95	100	15	200	No
MBR30200CTH	TO-220AB	30	200	250	1	10	30	200	No
MBRL30200CT	TO-220AB	30	200	250	0.88	100	15	200	No
MBR30300CTH	TO-220AB	30	300	250	1.3	10	15	300	No
MBR30100CTH~MBR30150CTH	TO-220AB	30	100~150	250	0.85	10	15	100~150	No
MBR3030CT~MBR3060CT	TO-220AB	30	30~60	200	0.84~0.95	100	30	30~60	No
MBR30150	TO-220AC	30	150	300	0.88	10	30	150	No
MBR3045PT	TO-247	30	45	275	0.55	100	15	45	No
MBR30100PT	TO-247	30	100	300	0.8	50	15	100	No
MBR30150PT	TO-247	30	150	275	0.87	10	15	150	No
MBR30200PTS	TO-247	30	200	250	0.9	10	15	200	No
MBRBL40U60CT	D2-PAK	40	60	300	0.53	200	20	60	Yes
MBRB40100CTH	D2-PAK	40	100	300	0.85	10	20	100	No
MBRBL40100CT	D2-PAK	40	100	300	0.71	80	20	100	Yes
MBRBL40120CT	D2-PAK	40	120	300	0.82	100	20	120	Yes
MBRB40200CT	D2-PAK	40	200	450	0.9	10	20	200	No
MBRB40200CTH	D2-PAK	40	200	300	0.9	100	20	200	No
MBRB40250C	D2-PAK	40	250	450	1	10	40	250	No
MBRL40100FCT	ITO-220AB	40	100	300	0.71	80	20	100	Yes
MBRL40120FCT	ITO-220AB	40	120	320	0.85	100	20	120	Yes
MBRL40U60CT	TO-220AB	40	60	300	0.56	200	20	60	Yes
MBR40100CTH	TO-220AB	40	100	250	0.85	10	20	100	No
MBRL40100CT	TO-220AB	40	100	300	0.71	80	20	100	Yes
MBRL40U100CT	TO-220AB	40	100	300	0.71	100	20	100	Yes
MBRL40120CT	TO-220AB	40	120	320	0.85	100	20	120	Yes
MBRL40150CT	TO-220AB	40	150	250	0.88	50	20	150	Yes
MBR40150CT	TO-220AB	40	150	300	0.85	100	20	150	No
MBR40200CT	TO-220AB	40	200	450	0.9	10	20	200	No
MBRL40300CT	TO-220AB	40	300	200	0.95	10	20	300	Yes
MBR40300CTH	TO-220AB	40	300	430	1.3	10	20	300	No
MBR40100PT	TO-247	40	100	400	0.8	50	20	100	No
MBR40100PTH	TO-247	40	100	400	0.83	10	20	100	No
MBR4045PT	TO-247	40	45	250	0.61	100	20	45	No
MBR4060PT	TO-247	40	60	400	0.72	200	20	60	No
MBR40250C	TO-220AB	40	250	450	1	10	40	250	No
MBRB60250CT	D2-PAK	60	250	350	0.95	10	30	250	No
MBR60200CT	TO-220AB	60	200	450	0.9	20	30	200	No
MBRL60100CT	TO-220AB	60	100	320	0.79	200	30	100	Yes
MBR60150PT	TO-247	60	150	400	0.9	10	30	150	No
MBR60200PT	TO-247	60	200	450	0.9	20	30	200	No

Automotive Grade Products

Part Number	Package	Average Forward Current	Working Peak Reverse Voltage	Peak Forward Surge Current	Maximum Forward Voltage	Reverse Voltage Leakage Current	At Rated Forward Current	Maximum DC Blocking Voltage	Low VF
		I_F (A)	V_{RWM} (V)	I_{FSM} (A)	V_F (V)	I_R (uA)	I_{FM} (A)	V_R (V)	
SS1150HE3-L~SS1200HE3-L	SMA	1	150~200	30	0.9~0.92	10	1	150~200	No
SS12HE3-L~SS110HE3-L	SMA	1	20~100	50	0.5~0.85	50~100	1	20~100	No
SM5817PLHE3~SM5819PLHE3	SOD-123FL	1	20~40	30	0.45~0.53	50	1	20~40	No
SMD110PLHE3~SMD1200PLHE3	SOD-123FL	1	100~200	30	0.85~0.95	10	1	100~200	No
SMD1150PLHE3~SMD1200PLHE3	SOD-123FL	1	150~200	30	0.85~0.95	10	1	150~200	No
SMD15PLHE3~SMD18PLHE3	SOD-123FL	1	50~80	30	0.7~0.85	100	1	50~80	No
SS22HE3-L~SS210HE3-L	SMA	2	20~100	50	0.55~0.85	100	2	20~100	No
SS220HE3-L	SMA	2	200	75	0.9	5	2	200	No
SK22HE3-L~SK210HE3-L	SMB	2	20~100	50	0.5~0.85	50~100	2	20~100	No
SK220HE3-L	SMB	2	200	75	0.9	5	2	200	No
SMD22PLHE3~SMD210PLHE3	SOD-123FL	2	20~100	50	0.5~0.85	100	2	20~100	No
SMD220PLHE3	SOD-123FL	2	200	50	0.9	5	2	200	No
SK3150AHE3-L~SK3200AHE3-L	SMA	3	150~200	70	0.9	10	3	150~200	No
SK34AHE3-L~SK310AHE3-L	SMA	3	40~100	80	0.5~0.85	100	3	40~100	No
SK3150BHE3-L	SMB	3	150	80	0.86	10	3	150	No
SK3200BHE3-L	SMB	3	200	100	0.86	2	3	200	No
SK32BHE3-L~SK310BHE3-L	SMB	3	20~100	100	0.5~0.85	100	3	20~100	No
SK3200HE3	SMC	3	200	80	0.9	1	3	200	No
SK32HE3~SK310HE3	SMC	3	20~100	100	0.5~0.85	100	3	20~100	No
SK5200AHE3-L	SMA	5	200	120	0.9	1	5	200	No
SK52AHE3-L~SK510AHE3-L	SMA	5	20~100	100	0.55~0.85	100	5	20~100	No
SK52BHE3-L~SK510BHE3-L	SMB	5	20~100	100	0.55~0.85	50~100	5	20~100	No
SK520BHE3-L	SMB	5	200	120	0.9	10	5	200	No
SK5150LHE3~SK5200LHE3	SMC	5	150~200	150	0.87~0.9	10	5	150~200	No
SK52LHE3~SK510LHE3	SMC	5	20~100	100	0.55~0.85	100	5	20~100	No
MBR5U100HHE3	TO-277	5	100	240	0.8	10	5	100	No
MBR5U60SHE3	TO-277	5	60	200	0.65	100	5	60	No
SK82LHE3~SK810LHE3	SMC	8	20~100	200	0.65~0.8	100	8	20~100	No
SK820LHE3	SMC	8	200	150	0.9	10	8	200	No
MBRD1045CTQ	DPAK	10	45	120	0.58	100	5	45	No
MBR10U100HHE3	TO-277	10	100	240	0.85	10	10	100	No
MBR10U200HE3	TO-277	10	200	200	0.85	100	10	200	No
MBR15U45HE3	TO-277	15	45	300	0.54	100	15	45	No
MBR15U60HE3	TO-277	15	60	300	0.68	100	15	60	No
MBR15U100Q	TO-277	15	100	300	0.88	10	15	100	No
MBRB3045CTQ	D2-PAK	30	45	200	0.65	100	15	45	No

Small Signal Schottky Diodes

15mA~200mA

Part Number	Package	Average Forward Current	Working Peak Reverse Voltage	Peak Forward Surge Current	Maximum Forward Voltage	Reverse Voltage Leakage Current	At Rated Forward Current	Maximum DC Blocking Voltage	Low VF
		I_F (A)	V_{RWM} (V)	I_{FSM} (A)	V_F (V)	I_R (uA)	I_{FM} (A)	V_R (V)	
SD101AW/BW/CW	SOD-123	0.015	40~60	2	0.39~0.41	0.2	0.001	30~50	No
SD101AWS/BWS/CWS	SOD-323	0.015	40~60	2	0.39~0.41	0.2	0.001	30~50	No
RB751S-40DP	0201	0.03	40	0.2	0.37	0.5	0.001	30	No
RB751S-40L2	DFN1006-2L	0.03	40	0.15	0.37	0.5	0.001	30	No
RB751V-40	SOD-323	0.03	40	0.2	0.37	0.5	0.001	30	No
RB751S-40	SOD-523	0.03	40	0.5	0.37	0.5	0.001	30	No
RB706F-40	SOT-323	0.03	40	0.2	0.37	1	0.001	10	No
RB715F	SOT-323	0.03	40	0.2	0.37	1	0.001	10	No
RB717F	SOT-323	0.03	40	0.2	0.37	1	0.001	10	No
RB715W	SOT-523	0.03	40	0.2	0.37	1	0.001	10	No
BAS70L2	DFN1006-2L	0.07	70	0.1	0.41	0.2	0.001	50	No
BAS70WX	SOD-323	0.07	70	0.1	1	0.1	0.015	50	No
BAS70X	SOD-523	0.07	70	100	1	0.1	0.015	50	No
BAS70/-04/-05/-06	SOT-23	0.07	70	0.1	1	0.01	0.015	50	No
BAS70WT/-04/-05/-06	SOT-323	0.07	70	-	1	0.1	0.015	50	No
BAS70TW/DW-04/DW-05/DW-06/BRW	SOT-363	0.07	70	0.1	1	0.1	0.015	50	No
BAS70T/-04T/-05T/-06T	SOT-523	0.07	70	0.1	1	0.1	0.015	50	No
RB520S-30DP	0201	0.1	30	0.5	0.56	20	0.1	30	No
RB521S-30DP	0201	0.1	30	0.5	0.53	50	0.1	30	No
RB520S-30L2	DFN1006-2L	0.1	30	0.5	0.45	0.5	0.01	10	No
RB521S-30L2	DFN1006-2L	0.1	30	1	0.35	10	0.01	10	No
RB500V-40	SOD-323	0.1	40	1	0.45	1	0.01	10	No
RB501V-40	SOD-323	0.1	40	1	0.34	30	0.01	10	No
SD107WS	SOD-323	0.1	30	0.75	0.55	1	0.05	25	No
RB520CS-30	SOD-923	0.1	30	0.5	0.45	0.5	0.01	10	No
RB521CS-30	SOD-923	0.1	30	0.5	0.35	50	0.01	30	No
BAT46W	SOD-123	0.15	100	0.75	1	5	0.25	75	No
BAT46WS	SOD-323	0.15	100	0.75	1	0.5	0.25	10	No
BAS40L2	DFN1006-2L	0.2	40	0.6	0.38	0.2	0.001	30	No
BAT54L2	DFN1006-2L	0.2	30	0.6	0.5	2	0.03	25	No
BAT42W	SOD-123	0.2	30	4	1	0.5	0.2	25	No
BAT43W	SOD-123	0.2	30	4	0.45	0.5	0.015	25	No
BAT54W	SOD-123	0.2	30	0.6	1	2	0.1	25	No
BAS40WX	SOD-323	0.2	40	0.6	1	0.2	0.04	30	No
BAT42WS	SOD-323	0.2	30	4	1	0.5	0.2	25	No
BAT43WS	SOD-323	0.2	30	4	0.45	0.5	0.015	25	No
BAT54WS	SOD-323	0.2	30	0.6	1	2	0.1	25	No
BAS40X	SOD-523	0.2	40	0.6	1	0.2	0.04	30	No
BAT43X	SOD-523	0.2	30	4	1	0.5	0.2	25	No
BAT54WX	SOD-523	0.2	30	0.6	0.8	2	0.1	25	No
RB520S-30	SOD-523	0.2	30	1	0.6	1	0.2	10	No
RB520S-40	SOD-523	0.2	40	1	0.55	1	0.1	10	No
RB521S-30	SOD-523	0.2	30	1	0.5	30	0.2	10	No
RB521S-40	SOD-523	0.2	40	1	0.54	90	0.2	40	No

·M·C·C·
Micro Commercial Components

Small Signal Schottky Diodes

200mA~1A

Part Number	Package	Average Forward Current	Working Peak Reverse Voltage	Peak Forward Surge Current	Maximum Forward Voltage	Reverse Voltage Leakage Current	At Rated Forward Current	Maximum DC Blocking Voltage	Low VF
		I_F (A)	V_{RWM} (V)	I_{FSM} (A)	V_F (V)	I_R (uA)	I_{FM} (A)	V_R (V)	
BAR43/A/C/S	SOT-23	0.2	30	-	0.33	0.5	0.002	25	No
BAS40/-04/-05/-06	SOT-23	0.2	40	0.6	1	0.01	0.04	30	No
BAT54/A/C/S	SOT-23	0.2	30	0.6	0.4	2	0.01	25	No
BAS40WT/-04/-05/-06	SOT-323	0.2	40	-	1	1	0.04	30	No
BAT54WT/AWT/CWT/SWT	SOT-323	0.2	30	0.6	0.8	2	0.1	25	No
BAS40TW/DW-04/DW-05/DW-06/BRW	SOT-363	0.2	40	-	1	0.2	0.04	30	No
BAT54TW/DW/CDW/ADW/SDW/BRW	SOT-363	0.2	30	0.6	1	2	0.1	25	No
BAS40T/-04T/-05T/-06T	SOT-523	0.2	40	-	1	0.2	0.04	30	No
BAT54T/AT/CT/ST	SOT-523	0.2	30	0.6	1	2	0.1	25	No
BAS40V	SOT-563	0.2	40	-	1	0.2	0.04	30	No
BAT54V	SOT-563	0.2	30	-	1	2	0.04	25	Yes
BAT54CM	SOT-723	0.2	30	0.6	1	2	0.1	25	No
BAT54M	SOT-723	0.2	30	0.6	0.4	2	0.01	25	No
BAT64-04/-05/-06	SOT-23	0.25	40	0.8	0.43	2	0.01	25	No
BAT64-04W/-05W/-06W	SOT-323	0.25	40	0.8	0.52	2	0.03	30	No
BAT54H/AH/CH/SH	SOT-23	0.3	40	1.25	0.9	1	0.1	30	No
BAT54WSH	SOD-323	0.3	40	1.25	0.9	1	0.1	30	No
SD103AW/BW/CW	SOD-123	0.35	20~40	1.5	0.37	5	0.02	10~30	No
SD103AWS/BWS/CWS	SOD-323	0.35	20~40	1.5	0.37	5	0.02	10~30	No
SD103AWSL~SD103CWSL	SOD-323FL	0.35	20~40	2	0.37	5	0.02	10~30	No
SD103AX	SOD-523	0.35	40	1	0.6	5	0.2	30	No
SD103ATW	SOT-363	0.35	40	1	0.37	5	0.02	30	No
RB495DS	SOT-23	0.4	40	2	0.5	70	0.2	25	No
MBR0530L2	DFN1006-2	0.5	30	3	0.54	500	0.5	30	No
B05100W	SOD-123	0.5	100	5.5	0.85	1	0.5	100	No
B0540W	SOD-123	0.5	40	5.5	0.55	80	0.5	40	No
MBR0520~MBR0580	SOD-123	0.5	20~80	5.5	0.45~0.80	100	0.5	20~80	No
MBR0520L~MBR0540L	SOD-123	0.5	20~40	5.5	0.385~0.51	20~250	0.5	20~40	Yes
B05100WS	SOD-323	0.5	100	5.5	0.85	1	0.5	100	No
B0530WS	SOD-323	0.5	30	5	0.55	300	0.5	30	No
B0540WS	SOD-323	0.5	40	5	0.55	80	0.5	40	No
B0560WS	SOD-323	0.5	60	5	0.7	100	0.5	60	No
MBRX0520L	SOD-323	0.5	20	5.5	0.39	250	0.5	20	No
RB551V-30	SOD-323	0.5	30	2	0.47	100	0.5	20	No
RB551V-30S	SOD-323	0.5	30	2	0.47	100	0.5	20	No
RB551V-40	SOD-323	0.5	40	2	0.47	100	0.5	40	No
BAT720	SOT-23	0.5	40	2	0.55	100	0.5	35	No
RB400DS	SOT-23	0.5	40	3	0.55	50	0.5	30	No
BAT720WT	SOT-323	0.5	40	2	0.55	100	0.5	35	Yes
RB461F	SOT-323	0.7	20		0.49	200	0.7	20	Yes
BAT750	SOT-23	0.75	40	5.5	0.45	60	0.75	30	No
BAT165WS	SOD-323	0.75	40	10	0.74	8	0.75	40	No
SM5819L2	DFN1006-2	1	40	10	0.6	60	1	40	No
B5817W~B5819W	SOD-123	1	20~40	10	0.45~0.60	40~200	1	20~40	No

Small Signal Schottky Diodes

1.0A~3.0A

Part Number	Package	Average Forward Current	Working Peak Reverse Voltage	Peak Forward Surge Current	Maximum Forward Voltage	Reverse Voltage Leakage Current	At Rated Forward Current	Maximum DC Blocking Voltage	Low VF
		I_F (A)	V_{RWM} (V)	I_{FSM} (A)	V_F (V)	I_R (uA)	I_{FM} (A)	V_R (V)	
MBRX120LF	SOD-123	1	20	12	0.2	260	0.1	5	No
B5817WS~B5819WS	SOD-323	1	20~40	10	0.45~0.60	40~200	1	20~40	No
B5818LWS	SOD-323	1	30	10	0.45	200	1	30	No
BSR106WS	SOD-323	1	60	10	0.7	100	1	60	No
B5819WSL	SOD-323FL	1	40	10	0.6	50	1	40	No
B5817X2	SOD-523	1	40	4	0.6	30	1	20	No
BAT60B	SOD-323	3	10	5	0.3	15	0.01	5	No

Automotive Grade Products

Part Number	Package	Average Forward Current	Working Peak Reverse Voltage	Peak Forward Surge Current	Maximum Forward Voltage	Reverse Voltage Leakage Current	At Rated Forward Current	Maximum DC Blocking Voltage	Low VF
		I_F (A)	V_{RWM} (V)	I_{FSM} (A)	V_F (V)	I_R (uA)	I_{FM} (A)	V_R (V)	
SD101AWHE3/BWHE3/CWHE3	SOD-123	0.015	40~60	2	0.39~0.41	0.2	0.001	30~50	No
SD101AWSHE3~SD101CWSHE3	SOD-323	0.015	40~60	2	0.39~0.41	0.2	0.001	30~50	No
RB751V-40HE3	SOD-323	0.03	40	0.2	0.37	0.5	0.001	30	No
BAS70HE3/-04HE3/-05HE3/-06HE3	SOT-23	0.07	70	0.1	1	0.01	0.015	70	No
BAT46WHE3	SOD-123	0.15	100	0.75	1	2	0.25	75	No
BAT54WHE3	SOD-123	0.2	30	0.6	1	2	0.1	30	No
BAT54WSHE3	SOD-323	0.2	30	0.6	1	2	0.1	30	No
RB520S-30HE3	SOD-523	0.2	30	1	0.6	1	0.2	10	No
RB521S-30HE3	SOD-523	0.2	30	1	0.5	30	0.2	10	No
RB521S-40HE3	SOD-523	0.2	40	1	0.59	90	0.2	40	No
BAS40HE3/-04HE3/-05HE3/-06HE3	SOT-23	0.2	40	0.6	1	0.01	0.04	30	No
BAT54HE3/AHE3/CHE3/SHE3	SOT-23	0.2	30	0.6	0.4	2	0.01	30	No
BAT54WTHE3/AWTHE3/CWTHE3/SWTHE3	SOT-323	0.2	30	0.6	0.8	2	0.1	25	No
RB520S-40HE3	SOD-523	0.25	40	1	0.55	1	0.1	10	No
SD103AWHE3/BWHE3/CWHE3	SOD-123	0.35	20~40	1.5	0.37	5	0.02	20~40	No
SD103AWSHE3/BWSHE3/CWSHE3	SOD-323	0.35	20~40	1.5	0.37	5	0.02	20~40	No
B0540WHE3	SOD-123	0.5	40	5.5	0.55	80	0.5	40	No
B0530WSHE3	SOD-323	0.5	30	5	0.55	300	0.5	30	No
B0540WSHE3	SOD-323	0.5	40	5	0.55	80	0.5	40	No
RB551V-30HE3	SOD-323	0.5	30	2	0.47	100	0.5	20	No
B5817WHE3~B5819WHE3	SOD-123	1	20~40	10	0.45~0.60	40~200	1	20~40	No
B5817WSHE3~B5819WSHE3	SOD-323	1	20~40	10	0.45~0.60	40~200	1	20~40	No

Switching Diodes

75mA~200mA

Part Number	Package	Average Forward Current	Working Peak Reverse Voltage	Peak Forward Surge Current	Maximum Forward Voltage	Reverse Voltage Leakage Current	At Rated Forward Current	Maximum DC Blocking Voltage	Reverse Recovery Time	Internal structure
		$I_{F(AV)}$ (A)	V_{RWM} (V)	I_{FSM} (A)	V_F (V)	I_R (uA)	I_{FM} (A)	V_R (V)	T_{RR} (μs)	
BAS16T	SOT-523	0.075	85	4	1	2	0.05	75	0.004	Fig.1
BAV70T	SOT-523	0.075	85	4	1	2	0.05	75	0.004	Fig.5
BAV99T	SOT-523	0.075	85	4	1	2	0.05	75	0.004	Fig.6
BAW56T	SOT-523	0.075	85	4	1	2	0.05	75	0.004	Fig.4
DA204U	SOT-323	0.1	20		1	0.1	0.01	15		Fig.6
1SS357	SOD-323	0.1	45	1	0.36	5	0.01	40		Fig.7
BAL99	SOT-23	0.1	70		0.715	2.5	0.001	70	0.006	Fig.3
BAS16W	SOD-123	0.1	75	1	1.25	1	0.15	75	0.006	Fig.7
BAS16WX	SOD-323	0.1	75	1	1.25	1	0.15	75	0.006	Fig.7
1SS181	SOT-23	0.1	80	2	1.2	0.5	0.1	80	0.004	Fig.4
1SS187	SOT-23	0.1	80	2	0.92	0.5	0.1	80	0.004	Fig.2
1SS193	SOT-23	0.1	80		1.2	0.5	0.1	80	0.004	Fig.1
1SS226	SOT-23	0.1	80	0.3	0.715	0.5	0.001	80	0.004	Fig.6
DAN202	SOT-23	0.1	80	0.3	1.2	0.1	0.1	70	0.004	Fig.5
DAN202L	SOT-23-3L	0.1	80	4	1.2	0.1	0.1	70	0.004	Fig.5
DAN202U	SOT-323	0.1	80	4	1.2	0.1	0.1	70	0.004	Fig.5
DAN222	SOT-523	0.1	80	0.3	1.2	0.1	0.1	70	0.004	Fig.5
DAP202	SOT-23	0.1	80	4	1.2	0.1	0.1	70	0.004	Fig.4
DAP202L	SOT-23-3L	0.1	80	4	1.2	0.1	0.1	70	0.004	Fig.4
DAP202U	SOT-323	0.1	80	0.3	1.2	0.1	0.1	70	0.004	Fig.4
DAP222	SOT-523	0.1	80	0.3	1.2	0.1	0.1	70	0.004	Fig.4
1SS355	SOD-323	0.1	90	0.5	1.2	0.1	0.1	80	0.004	Fig.7
1SS400	SOD-523	0.1	90	0.5	1.2	0.1	0.1	80	0.004	Fig.7
BAS16WXH	SOD-323	0.1	100	1	1.25	1	0.15	75	0.006	Fig.7
BAS16TW	SOT-363	0.15	75		1	1	0.05	75	0.004	Fig.9
BAS16WT	SOT-323	0.15	75	2	1	1	0.05	75	0.004	Fig.1
BAV70WT	SOT-323	0.15	75	2	1	2.5	0.05	75	0.004	Fig.5
BAV756DW	SOT-363	0.15	75	2	1.25	2.5	0.15	75	0.004	Fig.14
BAV99BRW	SOT-363	0.15	75	1	0.855	2.5	0.01	75	0.004	Fig.13
BAV99DW	SOT-363	0.15	75	2	0.855	2.5	0.01	75	0.004	Fig.12
BAW56DW	SOT-363	0.15	75	2	1	2.5	0.05	75	0.004	Fig.11
BAW56WT	SOT-323	0.15	75	2	1	2.5	0.05	75	0.004	Fig.4
MMBD4148TW	SOT-363	0.15	75		1	1	0.05	75	0.004	Fig.9
MMBD4148WT	SOT-323	0.15	75	2	1	1	0.05	75	0.004	Fig.1
1SS355L	SOD-323FL	0.15	90	0.5	1.2	0.1	0.1	80	0.004	Fig.7
1N4148W	SOD-123	0.15	100	1	0.715	50	0.001	75	0.004	Fig.7
1N4148WL2	DFN1006-2L	0.15	100	4	1	5	0.05	75	0.004	Fig.7
1N4148WX	SOD-323	0.15	100	2	1	1	0.05	75	0.004	Fig.7
1N4148WXL	SOD-323FL	0.15	100	2	1	1	0.05	75	0.004	Fig.7
1N4148X	SOD-523	0.15	100	2	1.25	1	0.15	75	0.004	Fig.7
BAV99WT	SOT-323	0.15	100	2	1	2.5	0.05	75	0.004	Fig.6
BAV199DW	SOT-363	0.16	85		1	0.005	0.01	75	3	Fig.12
BAV199WT	SOT-323	0.16	85	4	1	0.005	0.01	85	3	Fig.6
BAV74	SOT-23	0.2	50		1	0.1	0.1	50	0.004	Fig.5

Switching Diodes

200mA~225mA

Part Number	Package	Average Forward Current	Working Peak Reverse Voltage	Peak Forward Surge Current	Maximum Forward Voltage	Reverse Voltage Leakage Current	At Rated Forward Current	Maximum DC Blocking Voltage	Reverse Recovery Time	Internal structure
		$I_{F(AV)}$ (A)	V_{RWM} (V)	I_{FSM} (A)	V_F (V)	I_R (uA)	I_{FM} (A)	V_R (V)	T_{RR} (μs)	
BAS116	SOT-23	0.2	75		1	0.005	0.01	75	3	Fig.1
BAS16V	SOT-563	0.2	75		1	1	0.05	75	0.004	Fig.8
BAS16X	SOD-523	0.2	75	0.5	1	1	0.05	75	0.006	Fig.7
BAS716	SOD-523	0.2	75	1	1	0.005	0.01	75	3	Fig.7
BAV70M	SOT-723	0.2	75	2	1.25	2.5	0.15	75	0.004	Fig.5
MMSD914	SOD-123	0.2	75	2	1	2.5	0.01	75	0.004	Fig.7
BAS19WT	SOT-323	0.2	100		1	0.1	0.1	100	0.05	Fig.1
MMBD4148	SOT-23	0.2	100	1	0.855	0.025	0.01	20	0.004	Fig.1
MMBD4148CA	SOT-23	0.2	100	1	1	0.025	0.05	20	0.004	Fig.4
MMBD4148CC	SOT-23	0.2	100	1	1	0.025	0.05	20	0.004	Fig.5
MMBD4148SE	SOT-23	0.2	100	1	1	0.025	0.05	20	0.004	Fig.6
MMBD7000	SOT-23	0.2	100	0.5	0.82	1	0.01	50	0.004	Fig.6
MMBD914	SOT-23	0.2	100	1	0.855	0.025	0.01	20	0.004	Fig.1
MMDL914	SOD-323	0.2	100	0.5	1	0.025	0.01	20	0.004	Fig.7
BAS19	SOT-23	0.2	120	9	1.25	0.1	0.225	120	0.05	Fig.1
BAV19WS	SOD-323	0.2	120	9	1.25	0.1	0.2	100	0.05	Fig.7
BAS20WT	SOT-323	0.2	150		1	0.1	0.1	150	0.05	Fig.1
BAS20	SOT-23	0.2	200	9	1.25	0.1	0.225	200	0.05	Fig.1
BAS21WT	SOT-323	0.2	200		1	0.1	0.1	200	0.05	Fig.1
BAV20WS	SOD-323	0.2	200	9	1.25	0.1	0.2	150	0.05	Fig.7
BAS21	SOT-23	0.2	250	9	1.25	0.1	0.225	250	0.05	Fig.1
BAS21A	SOT-23	0.2	250	2.5	1.1	1	0.1	200	0.05	Fig.4
BAS21C	SOT-23	0.2	250	2.5	1.1	1	0.1	200	0.05	Fig.5
BAS21S	SOT-23	0.2	250	2.5	1.1	1	0.1	200	0.05	Fig.6
BAS21T	SOT-523	0.2	250	9	1	0.1	0.1	250	0.05	Fig.1
BAS21WS	SOD-323	0.2	250	0.625	1.25	0.1	0.2	200	0.05	Fig.7
BAS21X	SOD-523	0.2	250	9	1.25	0.1	0.2	200	0.05	Fig.7
BAV21WS	SOD-323	0.2	250	9	1.25	0.1	0.2	200	0.05	Fig.7
BAV199	SOT-23	0.215	70		1.25	0.005	0.15	75	3	Fig.6
BAS116L2B	DFN1006-2L	0.215	85	4	1.25	0.005	0.15	75	3	Fig.7
BAS28	SOT-143	0.215	85	4	1	1	0.05	75	0.004	Fig.18
BAV170	SOT-23	0.215	85	4	0.9	0.005	0.001	75	3	Fig.5
BAS16	SOT-23	0.215	100	1	1.25	1	0.1	75	0.004	Fig.1
BAV70	SOT-23	0.215	100	1	0.855	1	0.01	75	0.004	Fig.5
BAV99	SOT-23	0.215	100	1	0.855	2.5	0.01	75	0.004	Fig.6
BAV116W	SOD-123	0.215	130	1	1.25	0.005	0.15	75	3	Fig.7
BAV316	SOD-323	0.215	130	2	1.1	0.005	0.15	75	3	Fig.7
BAV23A	SOT-23	0.225	200	9	1.25	0.1	0.2	250	0.05	Fig.4
BAV23C	SOT-23	0.225	200	9	1.25	0.1	0.2	250	0.05	Fig.5
BAV23S	SOT-23	0.225	200	9	1.25	0.1	0.2	250	0.05	Fig.6
BAV3004W	SOD-123	0.225	300	4	1	0.1	0.1	240	0.05	Fig.7
BAV3004X	SOD-523	0.225	300	4	1.25	0.1	0.2	240	0.05	Fig.7
MMBD2004S	SOT-23	0.225	300	1	1	0.1	0.1	240	0.05	Fig.6
MMBD2004SWT	SOT-323	0.225	300	1	1	0.1	0.1	240	0.05	Fig.6

·M·C·C·
Micro Commercial Components

Switching Diodes

225mA~600mA

Part Number	Package	Average Forward Current	Working Peak Reverse Voltage	Peak Forward Surge Current	Maximum Forward Voltage	Reverse Voltage Leakage Current	At Rated Forward Current	Maximum DC Blocking Voltage	Reverse Recovery Time	Internal structure
		$I_{F(AV)}$ (A)	V_{RWM} (V)	I_{FSM} (A)	V_F (V)	I_R (uA)	I_{FM} (A)	V_R (V)	T_{RR} (μs)	
BAV3004WS	SOD-323	0.225	350	4	1.25	0.1	0.2	240	0.05	Fig.7
MMBD3004S	SOT-23	0.225	350	4	1	0.1	0.1	240	0.05	Fig.6
MMBD4448DW	SOT-363	0.25	75	4	1	2.5	0.05	75	0.004	Fig.8
MMBD4448HADW	SOT-363	0.25	80	4	1	0.1	0.05	70	0.004	Fig.11
MMBD4448HAQW	SOT-363	0.25	80	4	1	0.1	0.05	70	0.004	Fig.15
MMBD4448HCDW	SOT-363	0.25	80	4	1	0.1	0.05	70	0.004	Fig.10
MMBD4448HCQW	SOT-363	0.25	80	4	1	0.1	0.05	70	0.004	Fig.16
MMBD4448HSDW	SOT-363	0.25	80	4	1	0.1	0.05	70	0.004	Fig.12
MMBD4448HTW	SOT-363	0.25	80	4	1	0.1	0.05	70	0.004	Fig.9
MMBD4448V	SOT-563	0.25	80	4	1	0.1	0.1	70	0.004	Fig.8
1N4448W	SOD-123	0.25	100	2	1	0.025	0.1	20	0.004	Fig.7
1N4448WX	SOD-323	0.25	100	2	1	1	0.1	75	0.004	Fig.7
1N4448X	SOD-523	0.25	100	2	1	2.5	0.1	75	0.004	Fig.7
BAS316	SOD-323	0.25	100	4	0.715	1	0.001	75	0.004	Fig.7
BAS516	SOD-523	0.25	100	1	0.715	0.03	0.001	25	0.004	Fig.7
BAW56	SOT-23	0.25	100	1	0.855	0.5	0.01	100	0.004	Fig.4
MMBD4448	SOT-23	0.25	100	2	0.72	0.025	0.005	20	0.004	Fig.1
MMBD4448HT	SOT-523	0.25	100	2	0.72	0.025	0.005	20	0.004	Fig.1
MMBD4448HTA	SOT-523	0.25	100	2	0.72	0.025	0.005	20	0.004	Fig.4
MMBD4448HTC	SOT-523	0.25	100	2	0.72	0.025	0.005	20	0.004	Fig.5
MMBD4448HTS	SOT-523	0.25	100	2	0.72	0.025	0.005	20	0.004	Fig.6
MMBD4448WT	SOT-323	0.25	100	4	0.72	0.025	0.005	20	0.004	Fig.1
BAV19W	SOD-123	0.25	120	1	1	0.1	0.1	100	0.05	Fig.7
BAV20W	SOD-123	0.25	200	1	1	0.1	0.1	150	0.05	Fig.7
BAV21W	SOD-123	0.25	250	1	1	0.1	0.1	200	0.05	Fig.7
BAV70DW	SOT-363	0.3	75	2	1	2.5	0.05	75	0.004	Fig.10
DAN217	SOT-23	0.3	80	1	1.2	0.1	0.1	70	0.004	Fig.6
DAN217U	SOT-323	0.3	80	1	1.2	0.2	0.1	70	0.004	Fig.6
MMBD1501	SOT-23	0.6	180	1	1.5	5	0.3	180		Fig.1
MMBD1503	SOT-23	0.6	180	1	1.5	5	0.3	180		Fig.6
MMBD1504	SOT-23	0.6	180	1	1.5	5	0.3	180		Fig.5
MMBD1505	SOT-23	0.6	180	1	1.5	5	0.3	180		Fig.4

Switching Diodes

Automotive Grade Products

Part Number	Package	Average Forward Current	Working Peak Reverse Voltage	Peak Forward Surge Current	Maximum Forward Voltage	Reverse Voltage Leakage Current	At Rated Forward Current	Maximum DC Blocking Voltage	Reverse Recovery Time	Internal structure
		$I_{F(AV)}$ (A)	V_{RWM} (V)	I_{FSM} (A)	V_F (V)	I_R (uA)	I_{FM} (A)	V_R (V)	T_{RR} (µs)	
BAS16WHE3	SOD-123	0.1	75	1	1.25	1	0.15	75	0.006	Fig.7
BAS16WXHE3	SOD-323	0.1	75	1	1.25	1	0.15	75	0.006	Fig.7
BAS16WTHE3	SOT-323	0.15	75	2	1	1	0.05	75	0.004	Fig.1
BAW56WTHE3	SOT-323	0.15	75	2	1	2.5	0.05	75	0.004	Fig.4
MMBD4148WTHE3	SOT-323	0.15	75	2	1	1	0.05	75	0.004	Fig.1
1SS355HE3	SOD-323	0.15	90	0.5	1.2	0.1	0.1	80	0.004	Fig.7
1N4148WHE3	SOD-123	0.15	100	1	0.715	50	0.001	75	0.004	Fig.7
1N4148WXHE3	SOD-323	0.15	100	2	1	1	0.05	75	0.004	Fig.7
1N4148XHE3	SOD-523	0.15	100	2	1.25	1	0.15	75	0.004	Fig.7
BAV70WTHE3	SOT-323	0.15	100	1	1.25	2	0.15	75	0.004	Fig.5
BAV99WTHE3	SOT-323	0.15	100	2	1	2.5	0.05	75	0.004	Fig.6
BAV199WTHE3	SOT-323	0.16	85	4	1	0.005	0.01	85	3	Fig.6
BAS19WTHE3	SOT-323	0.2	100		1	0.1	0.1	100	0.05	Fig.1
MMBD4148HE3	SOT-23	0.2	100	1	0.855	0.025	0.1	20	0.004	Fig.1
BAS19HE3	SOT-23	0.2	120	9	1.25	0.1	0.225	120	0.05	Fig.1
BAV19WSHE3	SOD-323	0.2	120	9	1.25	0.1	0.2	100	0.05	Fig.7
BAS20WTHE3	SOT-323	0.2	150		1	0.1	0.1	150	0.05	Fig.1
BAS20HE3	SOT-23	0.2	200	9	1.25	0.1	0.225	200	0.05	Fig.1
BAS21WTHE3	SOT-323	0.2	200		1	0.1	0.1	200	0.05	Fig.1
BAV20WSHE3	SOD-323	0.2	200	9	1.25	0.1	0.2	150	0.05	Fig.7
BAS21HE3	SOT-23	0.2	250	9	1.25	0.1	0.225	250	0.05	Fig.1
BAV21WSHE3	SOD-323	0.2	250	9	1.25	0.1	0.2	200	0.05	Fig.7
BAV199HE3	SOT-23	0.215	85		1.25	0.005	0.15	75	3	Fig.6
BAS16HE3	SOT-23	0.215	100	1	1.25	1	0.1	75	0.004	Fig.1
BAV70HE3	SOT-23	0.215	100	1	0.855	1	0.01	75	0.004	Fig.5
BAV99HE3	SOT-23	0.215	100	1	0.855	2.5	0.01	75	0.004	Fig.6
BAV23AHE3	SOT-23	0.225	200	9	1.25	0.1	0.2	250	0.05	Fig.4
BAV23CHE3	SOT-23	0.225	200	9	1.25	0.1	0.2	250	0.05	Fig.5
BAV23SHE3	SOT-23	0.225	200	9	1.25	0.1	0.2	250	0.05	Fig.6
1N4448WXHE3	SOD-323	0.25	75	2	1	2.5	0.1	75	0.004	Fig.7
BAW56HE3	SOT-23	0.25	75	1	0.855	2.5	0.01	75	0.004	Fig.4
1N4448WHE3	SOD-123	0.25	100	2	1	0.025	0.1	20	0.004	Fig.7
BAS316HE3	SOD-323	0.25	100	4	0.715	1	0.001	75	0.004	Fig.7
BAS516HE3	SOD-523	0.25	100	0.5	0.715	0.03	0.001	25	0.004	Fig.7
BAV19WHE3	SOD-123	0.25	120	1	1	0.1	0.1	100	0.05	Fig.7
BAV20WHE3	SOD-123	0.25	200	1	1	0.1	0.1	150	0.05	Fig.7
BAV21WHE3	SOD-123	0.25	250	1	1	0.1	0.1	200	0.05	Fig.7

RF Switching Diodes

100mA

Part Number	Package	Power Rating	Forward Current	Reverse Voltage	Diode Capacitance	Diode Forward Resistance
		P_D(mW)	$I_{F(AV)}$ (A)	V_R(V)	C_D (pF)	R_D (Ω)
KI592	SOD-323	0.5	0.1	50	2.0	0.7

Transistors

* Small Signal Transistors and Power Transistors (BJT)
* Pre-biased (Digital) Transistors
* RF Bipolar Transistors

Small Signal Bipolar Transistors

25V~40V NPN

Part Number	Package	Polarity	Power Dissipation	Collector-Emitter Breakdown Voltage	Collector Current	DC Current Gain			Base-Emitter Saturation Voltage			Transition Frequency	Internal Structure
			P_C (W)	V_{CEO}(V)	I_C (A)	H_{FE}	V_{CE} (V)	I_C(mA)	V_{CE}(sat)(V)	I_C(mA)	I_B(mA)	f_T(MHz)	
MMBTH10	SOT-23	NPN	0.225	25	0.05	60	10	4	0.5	4	0.4	650	Fig.1
MMS8050A-H	SOT-23	NPN	0.3	25	0.5	200-350	1	50	0.6	500	50	150	Fig.1
MMS8050A-L	SOT-23	NPN	0.3	25	0.5	120-200	1	50	0.6	500	50	150	Fig.1
MMS8050-H	SOT-23	NPN	0.3	25	0.5	200-350	1	50	0.6	500	50	150	Fig.1
MMS8050-L	SOT-23	NPN	0.3	25	0.5	120-200	1	50	0.6	500	50	150	Fig.1
MMS9013-H	SOT-23	NPN	0.3	25	0.5	200-350	1	50	0.6	500	50	150	Fig.1
MMS9013-L	SOT-23	NPN	0.3	25	0.5	120-200	1	50	0.6	500	50	150	Fig.1
MMSS8050-H	SOT-23	NPN	0.3	25	1.5	200-350	1	100	0.5	800	80	100	Fig.1
MMSS8050-L	SOT-23	NPN	0.3	25	1.5	120-200	1	100	0.5	800	80	100	Fig.1
MS8050-H	SOT-23	NPN	0.3	25	0.8	200-300	1	5	0.5	800	80	150	Fig.1
MS8050-L	SOT-23	NPN	0.3	25	0.8	80-200	1	5	0.5	800	80	150	Fig.1
MMSS8050W-H	SOT-323	NPN	0.2	25	1.5	200-350	1	100	0.5	800	80	100	Fig.1
MMSS8050W-J	SOT-323	NPN	0.2	25	1.5	300-400	1	100	0.5	800	80	100	Fig.1
MMSS8050W-L	SOT-323	NPN	0.2	25	1.5	120-200	1	100	0.5	800	80	100	Fig.1
BC848AL3	DFN1006-3	NPN	0.15	30	0.1	110-220	5	2	0.6	100	5	100	Fig.1
BC848BL3	DFN1006-3	NPN	0.15	30	0.1	200-450	5	2	0.6	100	5	100	Fig.1
BC848CL3	DFN1006-3	NPN	0.15	30	0.1	420-800	5	2	0.6	100	5	100	Fig.1
2SC2859-Y	SOT-23	NPN	0.15	30	0.5	120-240	1	100	0.25	100	10	300	Fig.1
BC848A	SOT-23	NPN	0.225	30	0.1	110-220	5	2	0.5	100	5	100	Fig.1
BC848B	SOT-23	NPN	0.225	30	0.1	200-450	5	2	0.5	100	5	100	Fig.1
BC848C	SOT-23	NPN	0.225	30	0.1	420-800	5	2	0.5	100	5	100	Fig.1
BC849B	SOT-23	NPN	0.225	30	0.1	200-450	5	2	0.5	100	5	100	Fig.1
BC849C	SOT-23	NPN	0.225	30	0.1	420-800	5	2	0.5	100	5	100	Fig.1
FMMT4230	SOT-23	NPN	0.3	30	2	350	2	100	0.7	100	1	100	Fig.1
MMBTA13	SOT-23	NPN	0.225	30	0.3	5000	5	10	1.5	100	0.1	125	Fig.1
MMBTA14	SOT-23	NPN	0.225	30	0.3	10000	5	10	1.5	100	0.1	125	Fig.1
BC848AW	SOT-323	NPN	0.2	30	0.1	110-220	5	2	0.25	10	0.5	100	Fig.1
BC848BW	SOT-323	NPN	0.2	30	0.1	200-450	5	2	0.25	10	0.5	100	Fig.1
BC848CW	SOT-323	NPN	0.2	30	0.1	420-800	5	2	0.25	10	0.5	100	Fig.1
BC848AM3	SOT-723	NPN	0.265	30	0.1	110-220	5	2	0.3	10	0.5	100	Fig.1
BC848BM3	SOT-723	NPN	0.265	30	0.1	200-450	5	2	0.3	10	0.5	100	Fig.1
BC848CM3	SOT-723	NPN	0.265	30	0.1	420-800	5	2	0.3	10	0.5	100	Fig.1
2SC2411-R	SOT-23	NPN	0.2	32	0.5	180-390	3	100	0.4	500	50	250	Fig.1
2SC4097-P	SOT-323	NPN	0.2	32	0.5	82-180	3	10	0.4	100	10	250	Fig.1
2SC4097-Q	SOT-323	NPN	0.2	32	0.5	120-270	3	10	0.4	100	10	250	Fig.1
2SC4097-R	SOT-323	NPN	0.2	32	0.5	180-390	3	10	0.4	100	10	250	Fig.1
MMBT3904L3	DFN1006-3	NPN	0.15	40	0.2	100-300	1	10	0.3	50	5	300	Fig.1
FMMT4240	SOT-23	NPN	0.3	40	2	350	2	100	0.7	100	1	100	Fig.1
MMBT2222A	SOT-23	NPN	0.35	40	0.6	75	10	10	0.3	150	15	300	Fig.1
MMBT3904	SOT-23	NPN	0.35	40	0.2	100-300	1	10	0.2	10	1	300	Fig.1
MMBT4401	SOT-23	NPN	0.35	40	0.6	80	1	10	0.4	150	15	250	Fig.1
MMST2222A	SOT-323	NPN	0.2	40	0.6	100-300	10	150	0.6	500	50	300	Fig.1
MMST3904	SOT-323	NPN	0.2	40	0.2	100-300	1	10	0.3	50	5	300	Fig.1
MMST4401	SOT-323	NPN	0.2	40	0.6	100-300	2	500	0.4	150	15	250	Fig.1

40V~50V NPN

Part Number	Package	Polarity	Power Dissipation	Collector-Emitter Breakdown Voltage	Collector Current	DC Current Gain			Base-Emitter Saturation Voltage			Transition Frequency	Internal Structure
			P_C (W)	V_{CEO}(V)	I_C (A)	H_{FE}	V_{CE} (V)	I_C(mA)	V_{CE}(sat)(V)	I_C(mA)	I_B(mA)	f_T(MHz)	
MMBT2222AT	SOT-523	NPN	0.15	40	0.6	100-300	10	150	1	500	50	300	Fig.1
MMBT3904T	SOT-523	NPN	0.15	40	0.2	100-300	1	10	0.3	50	5	300	Fig.1
BC847AL3	DFN1006-3	NPN	0.15	45	0.1	110-220	5	2	0.6	100	5	100	Fig.1
BC847BL3	DFN1006-3	NPN	0.15	45	0.1	200-450	5	2	0.6	100	5	100	Fig.1
BC847CL3	DFN1006-3	NPN	0.15	45	0.1	420-800	5	2	0.6	100	5	100	Fig.1
BC817-16	SOT-23	NPN	0.3	45	0.5	100-250	1	100	0.7	500	50	100	Fig.1
BC817-25	SOT-23	NPN	0.3	45	0.5	160-400	1	100	0.7	500	50	100	Fig.1
BC817-40	SOT-23	NPN	0.3	45	0.5	250-600	1	100	0.7	500	50	100	Fig.1
BC817K-16	SOT-23	NPN	0.5	45	0.5	100-250	1	100	0.7	500	50	100	Fig.1
BC817K-25	SOT-23	NPN	0.5	45	0.5	160-400	1	100	0.7	500	50	100	Fig.1
BC817K-40	SOT-23	NPN	0.5	45	0.5	250-600	1	100	0.7	500	50	100	Fig.1
BC847A	SOT-23	NPN	0.225	45	0.1	110-220	5	2	0.5	100	5	100	Fig.1
BC847B	SOT-23	NPN	0.225	45	0.1	200-450	5	2	0.5	100	5	100	Fig.1
BC847C	SOT-23	NPN	0.225	45	0.1	420-800	5	2	0.5	100	5	100	Fig.1
BCW66F	SOT-23	NPN	0.2	45	0.8	100-250	1	100	0.3	100	10	100	Fig.1
BCW66G	SOT-23	NPN	0.2	45	0.8	110	1	10	0.3	100	10	100	Fig.1
BCW66H	SOT-23	NPN	0.33	45	0.8	180	1	10	0.3	100	10	100	Fig.1
BCX70J	SOT-23	NPN	0.25	45	0.2	250-460	5	2	0.35	10	0.25	100	Fig.1
MMS9014-H	SOT-23	NPN	0.4	45	0.1	450-1000	5	1	0.3	100	5	150	Fig.1
MMS9014-L	SOT-23	NPN	0.4	45	0.1	200-450	5	1	0.3	100	5	150	Fig.1
BC817-16W	SOT-323	NPN	0.2	45	0.5	100-250	1	100	0.7	500	50	100	Fig.1
BC817-25W	SOT-323	NPN	0.2	45	0.5	160-400	1	100	0.7	500	50	100	Fig.1
BC817-40W	SOT-323	NPN	0.2	45	0.5	250-600	1	100	0.7	500	50	100	Fig.1
BC847AW	SOT-323	NPN	0.2	45	0.1	110-220	5	2	0.25	10	0.5	100	Fig.1
BC847BW	SOT-323	NPN	0.2	45	0.1	200-450	5	2	0.25	10	0.5	100	Fig.1
BC847CW	SOT-323	NPN	0.2	45	0.1	420-800	5	2	0.25	10	0.5	100	Fig.1
BC847AT	SOT-523	NPN	0.15	45	0.1	110-220	5	2	0.6	100	5	100	Fig.1
BC847BT	SOT-523	NPN	0.15	45	0.1	200-450	5	2	0.6	100	5	100	Fig.1
BC847CT	SOT-523	NPN	0.15	45	0.1	420-800	5	2	0.6	100	5	100	Fig.1
BC847AM3	SOT-723	NPN	0.265	45	0.1	110-220	5	2	0.3	10	0.5	100	Fig.1
BC847BM3	SOT-723	NPN	0.265	45	0.1	200-450	5	2	0.3	10	0.5	100	Fig.1
BC847CM3	SOT-723	NPN	0.265	45	0.1	420-800	5	2	0.3	10	0.5	100	Fig.1
2SC1623-L5	SOT-23	NPN	0.2	50	0.1	135-270	6	1	0.3	100	10	250	Fig.1
2SC1623-L6	SOT-23	NPN	0.2	50	0.1	200-400	6	1	0.3	100	10	250	Fig.1
2SC1623-L7	SOT-23	NPN	0.2	50	0.1	300-600	6	1	0.3	100	10	250	Fig.1
2SC2412-R	SOT-23	NPN	0.2	50	0.15	180-390	6	1	0.4	50	5	150	Fig.1
2SC2412-S	SOT-23	NPN	0.2	50	0.15	270-560	6	1	0.4	50	5	150	Fig.1
2SC2712-Y	SOT-23	NPN	0.15	50	0.15	120-240	6	2	0.1	100	10	80	Fig.1
KTC3875-GR	SOT-23	NPN	0.15	50	0.15	200-400	6	2	0.25	100	10	80	Fig.1
KTC3875-Y	SOT-23	NPN	0.15	50	0.15	120-240	6	2	0.25	100	10	80	Fig.1
MMBT1815-H	SOT-23	NPN	0.2	50	0.15	200-400	6	2	0.25	100	10	80	Fig.1
MMBT945-H	SOT-23	NPN	0.2	50	0.15	200-400	6	1	0.3	100	10	150	Fig.1
2SC4081-A	SOT-323	NPN	0.2	50	0.15	120-270	6	1	0.4	50	5	180	Fig.1
2SC4081-B	SOT-323	NPN	0.2	50	0.15	180-390	6	1	0.4	50	5	180	Fig.1
2SC4617-R	SOT-523	NPN	0.15	50	0.15	180-390	6	1	0.4	50	5	180	Fig.1

60V~300V NPN

Part Number	Package	Polarity	Power Dissipation	Collector-Emitter Breakdown Voltage	Collector Current	DC Current Gain			Base-Emitter Saturation Voltage			Transition Frequency	Internal Structure
			P_C (W)	V_{CEO}(V)	I_C (A)	H_{FE}	V_{CE} (V)	I_C (mA)	V_{CE}(sat)(V)	I_C(mA)	I_B(mA)	f_T(MHz)	
BCV47	SOT-23	NPN	0.3	60	0.5	2000	1	0.1	1	100	0.1	170	Fig.1
FMMT491	SOT-23	NPN	0.5	60	1	80	5	1000	0.5	1000	100	150	Fig.1
MMBTA05	SOT-23	NPN	0.3	60	0.5	100	1	10	0.25	100	10	100	Fig.1
BC846AL3	DFN1006-3	NPN	0.15	65	0.1	110-220	5	2	0.6	100	5	100	Fig.1
BC846BL3	DFN1006-3	NPN	0.15	65	0.1	200-450	5	2	0.6	100	5	100	Fig.1
BC846A	SOT-23	NPN	0.225	65	0.1	110-220	5	2	0.5	100	5	100	Fig.1
BC846B	SOT-23	NPN	0.225	65	0.1	200-450	5	2	0.5	100	5	100	Fig.1
BC846C	SOT-23	NPN	0.225	65	0.1	428-800	5	2	0.5	100	5	100	Fig.1
BC846AW	SOT-323	NPN	0.2	65	0.1	110-220	5	2	0.25	10	0.5	100	Fig.1
BC846BW	SOT-323	NPN	0.2	65	0.1	200-450	5	2	0.25	10	0.5	100	Fig.1
BC846AM3	SOT-723	NPN	0.265	65	0.1	110-220	5	2	0.3	10	0.5	100	Fig.1
BC846BM3	SOT-723	NPN	0.265	65	0.1	200-450	5	2	0.3	10	0.5	100	Fig.1
MMBTA06	SOT-23	NPN	0.3	80	0.5	100	1	10	0.25	100	10	100	Fig.1
MMBTA28	SOT-23	NPN	0.2	80	0.5	10000	5	10	1.5	100	0.1	125	Fig.1
MMBTA28L	SOT-23-3L	NPN	0.2	80	0.5	10000	5	10	1.2	10	0.01	125	Fig.8
FMMT493	SOT-23	NPN	0.25	100	1	20	10	1000	0.3	500	50	150	Fig.1
MMBT5550	SOT-23	NPN	0.225	140	0.6	60	5	10	0.15	10	1		Fig.1
MMBT5551	SOT-23	NPN	0.3	160	0.6	100-300	5	10	0.2	50	5	100	Fig.1
MMST5551	SOT-323	NPN	0.2	160	0.2	30	5	50	0.2	50	5	300	Fig.1
MMBTA43	SOT-23	NPN	0.225	200	0.5	25	10	1	0.5	20	2	50	Fig.1
MMBTA42	SOT-23	NPN	0.35	300	0.5	40	10	10	0.5	20	2	50	Fig.1
MMSTA42	SOT-323	NPN	0.2	300	0.2	40	10	10	0.5	20	2	50	Fig.1

NPN+Zener

Part Number	Package	Polarity	Power Dissipation	Collector-Emitter Breakdown Voltage	Collector Current	DC Current Gain			Base-Emitter Saturation Voltage			Transition Frequency	Internal Structure
			P_C (W)	V_{CEO}(V)	I_C (A)	H_{FE}	V_{CE} (V)	I_C (mA)	V_{CE}(sat)(V)	I_C(mA)	I_B(mA)	f_T(MHz)	
SMBT445V6	SOT23-6L	NPN+Zener	0.38	40	0.6	100-300	1	0.15	0.4	150	15	250	Fig.19
SMBT445V6A	SOT23-6L	NPN+Zener	0.38	45	0.5	250-600	1	100	0.7	500	50	100	Fig.19

40V~160V NPN*2

Part Number	Package	Polarity	Power Dissipation	Collector-Emitter Breakdown Voltage	Collector Current	DC Current Gain			Base-Emitter Saturation Voltage			Transition Frequency	Internal Structure
			P_C (W)	V_{CEO}(V)	I_C (A)	H_{FE}	V_{CE} (V)	I_C (mA)	V_{CE}(sat)(V)	I_C(mA)	I_B(mA)	f_T(MHz)	
DMMT3904	SOT-363	NPN*2	0.2	40	0.2	100-300	1	10	0.3	50	5	300	Fig.15
MMDT2222A	SOT-363	NPN*2	0.15	40	0.6	100-300	10	150	1	500	50	300	Fig.14
MMDT3904	SOT-363	NPN*2	0.2	40	0.2	100-300	1	10	0.3	50	5	300	Fig.14
MMDT3904-TPQ2	SOT-363	NPN*2	0.2	40	0.2	100-300	1	10	0.3	50	5	300	Fig.14
MMDT4401	SOT-363	NPN*2	0.2	40	0.6	40	2	500	0.75	500	50	250	Fig.14
MMDT3904V	SOT-563	NPN*2	0.2	40	0.2	30	1	100	0.3	50	5	300	Fig.14
BC847BS	SOT-363	NPN*2	0.3	45	0.1	200-450	5	2	0.6	100	5	200	Fig.14
BC847BS-TPQ2	SOT-363	NPN*2	0.3	45	0.1	200-450	5	2	0.6	100	5	100	Fig.14
BC847BV	SOT-563	NPN*2	0.15	45	0.1	200-450	5	2	0.3	100	5	100	Fig.14
UMX1N	SOT-363	NPN*2	0.15	50	0.15	120-560	6	1	0.4	50	5	180	Fig.14
BC846BS	SOT-363	NPN*2	0.2	65	0.1	200-450	5	2	0.1	10	0.5	100	Fig.14
BC846BS-TPQ2	SOT-363	NPN*2	0.2	65	0.1	200-450	5	2	0.1	10	0.5	100	Fig.14
BC846S	SOT-363	NPN*2	0.2	65	0.1	110	5	2	0.1	10	0.5	100	Fig.14
BC846S-TPQ2	SOT-363	NPN*2	0.2	65	0.1	110	5	110	0.1	10	0.5	100	Fig.14
SMBT5551	SOT23-6L	NPN*2	0.3	160	0.6	100-300	5	10	0.15	10	1	300	Fig.11
MMDT5551	SOT-363	NPN*2	0.2	160	0.2	100-300	5	10	0.15	10	1	300	Fig.14

30V~150V PNP*2

Part Number	Package	Polarity	Power Dissipation	Collector-Emitter Breakdown Voltage	Collector Current	DC Current Gain			Base-Emitter Saturation Voltage			Transition Frequency	Internal Structure
			P_C (W)	V_{CEO}(V)	I_C (A)	H_{FE}	V_{CE} (V)	I_C (mA)	V_{CE}(sat)(V)	I_C(mA)	I_B(mA)	f_T(MHz)	
BC858CV	SOT-563	PNP*2	0.15	-30	-0.1	420-800	-5	-2	-0.3	-10	-0.5	100	Fig.5
DMMT3906	SOT-363	PNP*2	0.2	-40	-0.2	100-300	-1	-10	-0.4	-50	-5	250	Fig.16
MMDT3906	SOT-363	PNP*2	0.2	-40	-0.2	100-300	-1	-10	-0.4	-50	-5	250	Fig.5
MMDT4403	SOT-363	PNP*2	0.2	-40	-0.6	20	-2	-500	-0.75	-500	-50	200	Fig.5
MMDT3906V	SOT-563	PNP*2	0.15	-40	-0.2	100-300	-1	-10	-0.4	-50	-5	250	Fig.5
BC857BS	SOT-363	PNP*2	0.3	-45	-0.2	220-475	-5	-2	-0.3	-10	-0.5	200	Fig.5
BC857S	SOT-363	PNP*2	0.3	-45	-0.2	125-630	-5	-2	-0.3	-10	-0.5	200	Fig.5
BC857BV	SOT-563	PNP*2	0.15	-45	-0.1	200-475	-5	-2	-0.4	-100	-5	100	Fig.5
SMBT2907A	SOT23-6L	PNP*2	0.7	-60	-0.6	100-300	-10	-150	-0.4	-150	-15	200	Fig.12
MMDT2907A	SOT-363	PNP*2	0.2	-60	-0.6	100	-10	-10	-0.4	-150	-15	200	Fig.5
MMDT2907A-TPQ2	SOT-363	PNP*2	0.2	-60	-0.6	100	-10	-10	-0.4	-150	-15	200	Fig.5
BC856BS	SOT-363	PNP*2	0.2	-65	-0.1	200-450	-5	-2	-0.3	-10	-0.5	100	Fig.5
BC856BS-TPQ2	SOT-363	PNP*2	0.2	-65	-0.1	200-450	-5	-2	-0.3	-10	-0.5	100	Fig.5
BC856S	SOT-363	PNP*2	0.2	-65	-0.1	110	-5	-2	-0.3	-10	-0.5	100	Fig.5
MMDT5401	SOT-363	PNP*2	0.2	-150	-0.2	100-300	-5	-10	-0.5	-50	-5	300	Fig.5

25V~45V PNP

Part Number	Package	Polarity	Power Dissipation	Collector-Emitter Breakdown Voltage	Collector Current	DC Current Gain			Base-Emitter Saturation Voltage			Transition Frequency	Internal Structure
			P_C (W)	V_{CEO}(V)	I_C (A)	H_{FE}	V_{CE} (V)	I_C (mA)	V_{CE}(sat)(V)	I_C(mA)	I_B(mA)	f_T(MHz)	
MMS8550A-H	SOT-23	PNP	0.3	-25	-0.5	200-350	-1	-50	-0.6	-500	-50	150	Fig.2
MMS8550A-L	SOT-23	PNP	0.3	-25	-0.5	120-200	-1	-50	-0.6	-500	-50	150	Fig.2
MMS8550-H	SOT-23	PNP	0.3	-25	-0.5	200-350	-1	-50	-0.6	-500	-50	150	Fig.2
MMS8550-L	SOT-23	PNP	0.3	-25	-0.5	120-200	-1	-50	-0.6	-500	-50	150	Fig.2
MMS9012-H	SOT-23	PNP	0.3	-25	-0.5	200-350	-1	-50	-0.6	-500	-50	150	Fig.2
MMS9012-L	SOT-23	PNP	0.3	-25	-0.5	120-200	-1	-50	-0.6	-500	-50	150	Fig.2
MMSS8550-H	SOT-23	PNP	0.3	-25	-1.5	200-350	-1	-100	-0.5	-800	-80	100	Fig.2
MMSS8550-L	SOT-23	PNP	0.3	-25	-1.5	120-200	-1	-100	-0.5	-800	-80	100	Fig.2
MMSS8550W-H	SOT-323	PNP	0.2	-25	-1.5	200-350	-1	-100	-0.5	-800	-80	100	Fig.2
MMSS8550W-J	SOT-323	PNP	0.2	-25	-1.5	300-400	-1	-100	-0.5	-800	-80	100	Fig.2
MMSS8550W-L	SOT-323	PNP	0.2	-25	-1.5	120-200	-1	-100	-0.5	-800	-80	100	Fig.2
BC858AL3	DFN1006-3	PNP	0.15	-30	-0.1	110-220	-5	-2	-0.65	-100	-5	100	Fig.2
BC858BL3	DFN1006-3	PNP	0.15	-30	-0.1	200-450	-5	-2	-0.65	-100	-5	100	Fig.2
BC858CL3	DFN1006-3	PNP	0.15	-30	-0.1	420-800	-5	-2	-0.65	-100	-5	100	Fig.2
2SA1298-Y	SOT-23	PNP	0.2	-30	-0.8	160-320	-1	-100	-0.4	-500	-20	250	Fig.2
BC858A	SOT-23	PNP	0.31	-30	-0.1	125-250	-5	-2	-0.3	-10	-0.5	200	Fig.2
BC858B	SOT-23	PNP	0.31	-30	-0.1	220-475	-5	-2	-0.3	-10	-0.5	200	Fig.2
BC858C	SOT-23	PNP	0.31	-30	-0.1	420-800	-5	-2	-0.3	-10	-0.5	200	Fig.2
FMMT5130	SOT-23	PNP	0.3	-30	-1	300	-2	-100	-0.1	-100	-1	100	Fig.2
MMBTA63	SOT-23	PNP	0.3	-30	-0.5	5000	-5	-10	-1.5	-100	-0.1	125	Fig.9
MMBTA64	SOT-23	PNP	0.3	-30	-0.5	10000	-5	-10	-1.5	-100	-0.1	125	Fig.9
BC858AW	SOT-323	PNP	0.2	-30	-0.1	125-250	-5	-2	-0.65	-100	-5	100	Fig.2
BC858BW	SOT-323	PNP	0.2	-30	-0.1	220-475	-5	-2	-0.65	-100	-5	100	Fig.2
BC858CW	SOT-323	PNP	0.2	-30	-0.1	420-800	-5	-2	-0.65	-100	-5	100	Fig.2
BC858AM3	SOT-723	PNP	0.265	-30	-0.1	110-220	-5	-2	-0.3	-10	-0.5	100	Fig.2
BC858BM3	SOT-723	PNP	0.265	-30	-0.1	200-450	-5	-2	-0.3	-10	-0.5	100	Fig.2
BC858CM3	SOT-723	PNP	0.265	-30	-0.1	420-800	-5	-2	-0.3	-10	-0.5	100	Fig.2
2SA1577-R	SOT-323	PNP	0.2	-32	-0.5	180-390	-3	-10	-0.4	-100	-10	200	Fig.2
MMBT3906L3	DFN1006-3	PNP	0.15	-40	-0.2	100-300	-1	-10	-0.4	-50	-5	250	Fig.2
FMMT5240	SOT-23	PNP	0.3	-40	-2	300	-2	-100	-0.1	-100	-1	100	Fig.2
MMBT3906	SOT-23	PNP	0.3	-40	-0.2	100-300	-1	-10	-0.25	-10	-1	250	Fig.2
MMBT4403	SOT-23	PNP	0.35	-40	-0.6	100	-1	-10	-0.4	-150	-15	200	Fig.2
MMST3906	SOT-323	PNP	0.2	-40	-0.2	100-300	-1	-10	-0.3	-50	-5	300	Fig.2
MMST4403	SOT-323	PNP	0.2	-40	-0.6	100-300	-2	-150	-0.4	-150	-15	200	Fig.2
MMBT3906T	SOT-523	PNP	0.15	-40	-0.2	100-300	-1	-10	-0.25	-10	-1	250	Fig.2
BC857AL3	DFN1006-3	PNP	0.15	-45	-0.1	110-220	-5	-2	-0.65	-100	-5	100	Fig.2
BC857BL3	DFN1006-3	PNP	0.15	-45	-0.1	200-450	-5	-2	-0.65	-100	-5	100	Fig.2
BC857CL3	DFN1006-3	PNP	0.15	-45	-0.1	420-800	-5	-2	-0.65	-100	-5	100	Fig.2
BC807-16	SOT-23	PNP	0.3	-45	-0.5	100-250	-1	-100	-0.7	500	50	100	Fig.2
BC807-25	SOT-23	PNP	0.3	-45	-0.5	160-400	-1	-100	-0.7	500	50	100	Fig.2
BC807-40	SOT-23	PNP	0.3	-45	-0.5	250-600	-1	-100	-0.7	500	50	100	Fig.2
BC857A	SOT-23	PNP	0.31	-45	-0.1	125-250	-5	-2	-0.3	-10	-0.5	200	Fig.2
BC857B	SOT-23	PNP	0.31	-45	-0.1	220-475	-5	-2	-0.3	-10	-0.5	200	Fig.2
BC857C	SOT-23	PNP	0.31	-45	-0.1	420-800	-5	-2	-0.3	-10	-0.5	200	Fig.2

45V~300V PNP

Part Number	Package	Polarity	Power Dissipation	Collector-Emitter Breakdown Voltage	Collector Current	DC Current Gain			Base-Emitter Saturation Voltage			Transition Frequency	Internal Structure
			P_C (W)	V_{CEO}(V)	I_C (A)	H_{FE}	V_{CE} (V)	I_C(mA)	V_{CE}(sat)(V)	I_C(mA)	I_B(mA)	f_T(MHz)	
BCW68G	SOT-23	PNP	0.33	-45	-0.8	160-240	-1	-100	-0.3	-100	-10	200	Fig.2
BCW68H	SOT-23	PNP	0.33	-45	-0.8	250-630	-2	-100	-0.3	-100	-10	100	Fig.2
MMS9015-H	SOT-23	PNP	0.2	-45	-0.1	450-1000	-5	-1	-0.3	-100	-10	150	Fig.2
MMS9015-L	SOT-23	PNP	0.2	-45	-0.1	200-450	-5	-1	-0.3	-100	-10	150	Fig.2
BC807-16W	SOT-323	PNP	0.2	-45	-0.5	100-250	-1	-100	-0.7	-500	-50	80	Fig.2
BC807-25W	SOT-323	PNP	0.2	-45	-0.5	160-400	-1	-100	-0.7	-500	-50	80	Fig.2
BC807-40W	SOT-323	PNP	0.2	-45	-0.5	250-600	-1	-100	-0.7	-500	-50	80	Fig.2
BC857AW	SOT-323	PNP	0.2	-45	-0.1	125-250	-5	-2	-0.65	-100	-5	100	Fig.2
BC857BW	SOT-323	PNP	0.2	-45	-0.1	220-475	-5	-2	-0.65	-100	-5	100	Fig.2
BC857CW	SOT-323	PNP	0.2	-45	-0.1	420-800	-5	-2	-0.65	-100	-5	100	Fig.2
BC857AT	SOT-523	PNP	0.15	-45	-0.1	125-250	-5	-2	-0.65	-100	-5	100	Fig.2
BC857BT	SOT-523	PNP	0.15	-45	-0.1	220-475	-5	-2	-0.65	-100	-5	100	Fig.2
BC857CT	SOT-523	PNP	0.15	-45	-0.1	420-800	-5	-2	-0.65	-100	-5	100	Fig.2
BC857AM3	SOT-723	PNP	0.265	-45	-0.1	110-220	-5	-2	-0.3	-10	-0.5	100	Fig.2
BC857BM3	SOT-723	PNP	0.265	-45	-0.1	200-450	-5	-2	-0.3	-10	-0.5	100	Fig.2
BC857CM3	SOT-723	PNP	0.265	-45	-0.1	420-800	-5	-2	-0.3	-10	-0.5	100	Fig.2
2SA1037-R	SOT-23	PNP	0.2	-50	-0.15	180-390	-6	-1	-0.5	-5	-5	120	Fig.2
2SA812-M6	SOT-23	PNP	0.2	-50	-0.1	200-400	-6	-1	-0.3	-100	-10	180	Fig.2
2SA812-M7	SOT-23	PNP	0.2	-50	-0.1	300-600	-6	-1	-0.3	-100	-10	180	Fig.2
2SA1576A-Q	SOT-323	PNP	0.2	-50	-0.15	120-270	-6	-1	-0.5	-50	-5	100	Fig.2
2SA1576A-R	SOT-323	PNP	0.2	-50	-0.15	180-390	-6	-1	-0.5	-50	-5	100	Fig.2
2SA1774-R	SOT-523	PNP	0.15	-50	-0.15	180-390	-6	-1	-0.5	-50	-5	140	Fig.2
FMMT591	SOT-23	PNP	0.5	-60	-1	100-300	-5	-500	-0.6	-1000	-100	150	Fig.2
MMBT2907A	SOT-23	PNP	0.35	-60	-0.6	100	-10	-10	-0.4	-150	-15	200	Fig.2
MMBTA55	SOT-23	PNP	0.225	-60	-0.5	100	-1	-10	-0.25	-100	-10	50	Fig.2
MMST2907A	SOT-323	PNP	0.2	-60	-0.6	100	-10	-1	-1.6	-500	-50	200	Fig.2
MMBT2907AT	SOT-523	PNP	0.15	-60	-0.6	100-300	-10	-10	-0.4	-150	-15	140	Fig.2
BC856AL3	DFN1006-3	PNP	0.15	-65	-0.1	110-220	-5	-2	-0.65	-100	-5	100	Fig.2
BC856BL3	DFN1006-3	PNP	0.15	-65	-0.1	200-450	-5	-2	-0.65	-100	-5	100	Fig.2
BC856A	SOT-23	PNP	0.31	-65	-0.1	125-250	-5	-2	-0.3	-10	-0.5	200	Fig.2
BC856B	SOT-23	PNP	0.31	-65	-0.1	220-475	-5	-2	-0.3	-10	-0.5	200	Fig.2
BC856AW	SOT-323	PNP	0.2	-65	-0.1	125-250	-5	-2	-0.65	-100	-5	100	Fig.2
BC856BW	SOT-323	PNP	0.2	-65	-0.1	220-475	-5	-2	-0.65	-100	-5	100	Fig.2
BC856AM3	SOT-723	PNP	0.265	-65	-0.1	110-220	-5	-2	-0.3	-10	-0.5	100	Fig.2
BC856BM3	SOT-723	PNP	0.265	-65	-0.1	200-450	-5	-2	-0.3	-10	-0.5	100	Fig.2
MMBTA56	SOT-23	PNP	0.225	-80	-0.5	100	-1	-10	-0.25	-100	-10	50	Fig.2
MMBT5401	SOT-23	PNP	0.3	-150	-0.6	100-300	-5	-10	-0.5	-50	-5	100	Fig.2
MMST5401	SOT-323	PNP	0.2	-150	-0.2	60-300	-5	-10	-0.5	-50	-5	300	Fig.2
MMBTA92	SOT-23	PNP	0.3	-300	-0.3	100-200	-10	-10	-0.2	-20	-2	50	Fig.2
MMSTA92	SOT-323	PNP	0.2	-300	-0.1	40	-10	-10	-0.4	-20	-2	50	Fig.2

12V~160V NPN+PNP

Part Number	Package	Polarity	Power Dissipation	Collector-Emitter Breakdown Voltage	Collector Current	DC Current Gain			Base-Emitter Saturation Voltage			Transition Frequency	Internal Structure
			P_C (W)	V_{CEO}(V)	I_C (A)	H_{FE}	V_{CE} (V)	I_C(mA)	V_{CE}(sat)(V)	I_C(mA)	I_B(mA)	f_T(MHz)	
EMZ7	SOT-563	NPN	0.2	12	0.5	200	2	10	0.22	200	10	420	Fig.14
		PNP		-12	-0.5	200	-2	-10	-0.22	-200	-10	280	
SMBT2227A	SOT23-6L	NPN	0.7	40	0.6	100-300	10	150	0.3	150	15	300	Fig.18
		PNP		-60	-0.6	100-300	-10	-150	-0.4	-150	-15	200	
MMDT2227	SOT-363	NPN	0.2	40	0.6	35	10	0.1	0.3	150	15	300	Fig.3
		PNP		-60	-0.6	75	-10	-0.1	-0.4	-150	-15	200	
MMDT3946	SOT-363	NPN	0.2	40	0.2	100-300	1	10	0.3	50	5	300	Fig.3
		PNP		-40	-0.2	100-300	-1	-10	-0.25	-10	-1	250	
MMDT3946-TPQ2	SOT-363	NPN	0.2	40	0.2	100-300	1	10	0.3	50	5	300	Fig.3
		PNP		-40	-0.2	100-300	-1	-10	-0.25	-10	-1	250	
MMDT4413	SOT-363	NPN	0.2	40	0.6	40	2	500	0.75	500	50	250	Fig.3
		PNP		-40	-0.6	20	-2	-500	-0.75	-500	-50	200	
BC817DPN	SOT23-6L	NPN	0.37	45	0.5	160-400	1	100	0.7	500	50	100	Fig.3
		PNP		-45	-0.5	160-400	-1	-100	-0.7	-500	-50	80	
BC847PN	SOT-363	NPN	0.2	45	0.1	200-450	5	2	0.25	10	0.5	100	Fig.3
		PNP		-45	-0.1	220~475	-5	-2	-0.3	-10	-0.5	100	
BC847PN-TPQ2	SOT-363	NPN	0.2	45	0.1	200-450	5	2	0.25	10	0.5	100	Fig.3
		PNP		-45	-0.1	220~475	-5	-2	-0.3	-10	-0.5	100	
BC847VPN	SOT-563	NPN	0.2	45	0.1	200-450	5	2	0.25	10	0.5	100	Fig.3
		PNP		-45	-0.1	220~475	-5	-2	-0.3	-10	-0.5	100	
UMZ2N	SOT-363	NPN	0.15	50	0.15	120-560	6	1	0.4	50	5	180	Fig.4
		PNP		-50	-0.15	120-560	-6	-1	-0.5	-50	-5	140	
EMZ1	SOT-563	NPN	0.15	50	0.15	120-560	6	1	0.4	50	5	180	Fig.14
		PNP		-50	-0.15	120-560	-6	-1	-0.5	-50	-5	140	
EMZ1-TPQ2	SOT-563	NPN	0.15	50	0.15	120-560	6	1	0.4	50	5	180	Fig.14
		PNP		-50	-0.15	120-560	-6	-1	-0.5	-50	-5	140	
BC846BPN	SOT-363	NPN	0.2	65	0.1	200-450	5	2	0.1	10	0.5	100	Fig.3
		PNP		-65	-0.1	200-450	-5	-2	-0.1	-10	-0.5	100	
MMDT5451	SOT-363	NPN	0.2	160	0.2	100-300	5	10	0.15	10	1	100	Fig.3
		PNP		-150	-0.2	100-300	-5	-10	-0.2	-10	-1	300	

Automotive Grade Products

Part Number	Package	Polarity	Power Dissipation	Collector-Emitter Breakdown Voltage	Collector Current	DC Current Gain			Base-Emitter Saturation Voltage			Transition Frequency	Internal Structure
			P_C (W)	V_{CEO}(V)	I_C (A)	H_{FE}	V_{CE} (V)	I_C(mA)	V_{CE}(sat)(V)	I_C(mA)	I_B(mA)	f_T(MHz)	
MMS8050HE3-H	SOT-23	NPN	0.3	25	0.5	200-350	1	50	0.6	500	50	150	Fig.1
MMS8050HE3-L	SOT-23	NPN	0.3	25	0.5	120-200	1	50	0.6	500	50	150	Fig.1
MMS9013HE3-H	SOT-23	NPN	0.3	25	0.5	200-350	1	50	0.6	500	50	150	Fig.1
MMS9013HE3-L	SOT-23	NPN	0.3	25	0.5	120-200	1	50	0.6	500	50	150	Fig.1
MMSS8050HE3-H	SOT-23	NPN	0.3	25	1.5	200-350	1	100	0.5	800	80	100	Fig.1
MMSS8050HE3-L	SOT-23	NPN	0.3	25	1.5	120-200	1	100	0.5	800	80	100	Fig.1
BC848AHE3	SOT-23	NPN	0.225	30	0.1	110-220	5	2	0.5	100	5	100	Fig.1
BC848BHE3	SOT-23	NPN	0.225	30	0.1	200-450	5	2	0.5	100	5	100	Fig.1
BC848CHE3	SOT-23	NPN	0.225	30	0.1	420-800	5	2	0.5	100	5	100	Fig.1
BC848AWHE3	SOT-323	NPN	0.2	30	0.1	110-220	5	2	0.5	100	5	150	Fig.1
BC848BWHE3	SOT-323	NPN	0.2	30	0.1	200-450	5	2	0.5	100	5	150	Fig.1
BC848CWHE3	SOT-323	NPN	0.2	30	0.1	420-800	5	2	0.5	100	5	150	Fig.1
MMBT2222AHE3	SOT-23	NPN	0.35	40	0.6	75	10	10	0.3	150	15	300	Fig.1
MMBT3904HE3	SOT-23	NPN	0.35	40	0.2	100-300	1	10	0.2	10	1	300	Fig.1
MMBT4401HE3	SOT-23	NPN	0.35	40	0.6	80	1	10	0.4	150	15	250	Fig.1
MMST2222AHE3	SOT-323	NPN	0.2	40	0.6	100-300	10	150	0.5	500	50	300	Fig.1
MMST3904HE3	SOT-323	NPN	0.2	40	0.2	100-300	1	10	0.3	50	5	250	Fig.1
MMST4401HE3	SOT-323	NPN	0.2	40	0.6	100-300	1	150	0.4	150	15	150	Fig.1
BC817-16HE3	SOT-23	NPN	0.3	45	0.5	100-250	1	100	0.7	500	50	100	Fig.1
BC817-25HE3	SOT-23	NPN	0.3	45	0.5	160-400	1	100	0.7	500	50	100	Fig.1
BC817-40HE3	SOT-23	NPN	0.3	45	0.5	250-600	1	100	0.7	500	50	100	Fig.1
BC847AHE3	SOT-23	NPN	0.225	45	0.1	110-220	5	2	0.5	100	5	100	Fig.1
BC847BHE3	SOT-23	NPN	0.225	45	0.1	200-450	5	2	0.5	100	5	100	Fig.1
BC847CHE3	SOT-23	NPN	0.225	45	0.1	420-800	5	2	0.5	100	5	100	Fig.1
MMS9014HE3-H	SOT-23	NPN	0.4	45	0.1	450-1000	5	1	0.3	100	5	150	Fig.1
MMS9014HE3-L	SOT-23	NPN	0.4	45	0.1	200-450	5	1	0.3	100	5	150	Fig.1
BC817-16WHE3	SOT-323	NPN	0.2	45	0.5	100-250	1	100	0.7	500	50	100	Fig.1
BC817-25WHE3	SOT-323	NPN	0.2	45	0.5	160-400	1	100	0.7	500	50	100	Fig.1
BC817-40WHE3	SOT-323	NPN	0.2	45	0.5	250-600	1	100	0.7	500	50	100	Fig.1
BC847AWHE3	SOT-323	NPN	0.2	45	0.1	110-220	5	2	0.5	100	5	150	Fig.1
BC847BWHE3	SOT-323	NPN	0.2	45	0.1	200-450	5	2	0.5	100	5	150	Fig.1
BC847CWHE3	SOT-323	NPN	0.2	45	0.1	420-800	5	2	0.5	100	5	150	Fig.1
BC846AHE3	SOT-23	NPN	0.225	65	0.1	110-220	5	2	0.5	100	5	100	Fig.1
BC846BHE3	SOT-23	NPN	0.225	65	0.1	200-450	5	2	0.5	100	5	100	Fig.1
BC846AWHE3	SOT-323	NPN	0.2	65	0.1	110-220	5	2	0.5	100	5	150	Fig.1
BC846BWHE3	SOT-323	NPN	0.2	65	0.1	200-450	5	2	0.5	100	5	150	Fig.1
2SD1782HE3-R	SOT-23	NPN	0.2	80	0.5	180-390	3	100	0.5	500	50	180	Fig.1
MMBT5551HE3	SOT-23	NPN	0.3	160	0.6	100-300	5	10	0.2	50	5	100	Fig.1
MMBTA42HE3	SOT-23	NPN	0.35	300	0.5	40	10	10	0.5	20	2	50	Fig.1
MMSTA42HE3	SOT-323	NPN	0.2	300	0.2	40	10	10	0.5	20	2	50	Fig.1
MMDT3904HE3	SOT-363	NPN*2	0.2	40	0.2	100-300	1	10	0.3	50	5	300	Fig.14
BC847BSHE3	SOT-363	NPN*2	0.2	45	0.1	200-450	5	2	0.65	100	5	150	Fig.14
BC846BSHE3	SOT-363	NPN*2	0.2	65	0.1	200-450	5	2	0.1	10	0.5	100	Fig.14
MMS8550HE3-H	SOT-23	PNP	0.3	-25	-0.5	200-350	-1	-50	-0.6	-500	-50	150	Fig.2

Small Signal Bipolar Transistors

Automotive Grade Products

Part Number	Package	Polarity	Power Dissipation	Collector-Emitter Breakdown Voltage	Collector Current	DC Current Gain			Base-Emitter Saturation Voltage			Transition Frequency	Internal Structure
			P_C (W)	V_{CEO}(V)	I_C (A)	H_{FE}	V_{CE} (V)	I_C(mA)	V_{CE}(sat)(V)	I_C(mA)	I_B(mA)	f_T(MHz)	
MMS8550HE3-L	SOT-23	PNP	0.3	-25	-0.5	120-200	-1	-50	-0.6	-500	-50	150	Fig.2
MMS9012HE3-H	SOT-23	PNP	0.3	-25	-0.5	200-350	-1	-50	-0.6	-500	-50	150	Fig.2
MMS9012HE3-L	SOT-23	PNP	0.3	-25	-0.5	120-200	-1	-50	-0.6	-500	-50	150	Fig.2
MMSS8550HE3-H	SOT-23	PNP	0.625	-25	-1.5	200-350	-1	-100	-0.5	-800	-80	100	Fig.2
MMSS8550HE3-L	SOT-23	PNP	0.625	-25	-1.5	120-200	-1	-100	-0.5	-800	-80	100	Fig.2
BC858AWHE3	SOT-323	PNP	0.15	-30	-0.1	125-250	-5	-2	-0.65	-100	-5	100	Fig.2
BC858BWHE3	SOT-323	PNP	0.15	-30	-0.1	220-475	-5	-2	-0.65	-100	-5	100	Fig.2
MMBT3906HE3	SOT-23	PNP	0.3	-40	-0.2	100-300	-1	-10	-0.25	-10	-1	250	Fig.2
MMBT4403HE3	SOT-23	PNP	0.35	-40	-0.6	100	-1	-10	-0.4	-150	-15	200	Fig.2
MMST3906HE3	SOT-323	PNP	0.2	-40	-0.2	100-300	-10	-1	-0.3	-50	-5	300	Fig.2
MMST4403HE3	SOT-323	PNP	0.2	-40	-0.6	100-300	-2	-150	-0.4	-150	-15	200	Fig.2
BC807-16HE3	SOT-23	PNP	0.3	-45	-0.5	100-250	-1	-100	-0.7	500	50	100	Fig.2
BC807-25HE3	SOT-23	PNP	0.3	-45	-0.5	160-400	-1	-100	-0.7	500	50	100	Fig.2
BC807-40HE3	SOT-23	PNP	0.3	-45	-0.5	250-600	-1	-100	-0.7	500	50	100	Fig.2
BC857AHE3	SOT-23	PNP	0.31	-45	-0.1	125-250	-5	-2	-0.3	-10	-0.5	200	Fig.2
BC857BHE3	SOT-23	PNP	0.31	-45	-0.1	220-475	-5	-2	-0.3	-10	-0.5	200	Fig.2
MMS9015HE3-H	SOT-23	PNP	0.2	-45	-0.1	450-1000	-5	-1	-0.3	-100	-10	150	Fig.2
MMS9015HE3-L	SOT-23	PNP	0.2	-45	-0.1	200-450	-5	-1	-0.3	-100	-10	150	Fig.2
BC857AWHE3	SOT-323	PNP	0.15	-45	-0.1	125-250	-5	-2	-0.65	-100	-5	100	Fig.2
BC857BWHE3	SOT-323	PNP	0.15	-45	-0.1	220-475	-5	-2	-0.65	-100	-5	100	Fig.2
MMBT2907AHE3	SOT-23	PNP	0.35	-60	-0.6	100	-10	-10	-0.4	-150	-15	200	Fig.2
MMST2907AHE3	SOT-323	PNP	0.2	-60	-0.6	100	-10	-1	-1.6	-500	-50	200	Fig.2
BC856AHE3	SOT-23	PNP	0.31	-65	-0.1	125-250	-5	-2	-0.3	-10	-0.5	200	Fig.2
BC856BHE3	SOT-23	PNP	0.31	-65	-0.1	220-475	-5	-2	-0.3	-10	-0.5	200	Fig.2
BC856AWHE3	SOT-323	PNP	0.15	-65	-0.1	125-250	-5	-2	-0.65	-100	-5	100	Fig.2
BC856BWHE3	SOT-323	PNP	0.15	-65	-0.1	220-475	-5	-2	-0.65	-100	-5	100	Fig.2
2SB1198HE3-R	SOT-23	PNP	0.2	-80	-0.5	180-390	3	100	-0.5	-500	-50	180	Fig.2
MMBT5401HE3	SOT-23	PNP	0.3	-150	-0.6	100-300	-5	-10	-0.5	-50	-5	100	Fig.2
MMBTA92HE3	SOT-23	PNP	0.3	-300	-0.3	100-200	-10	-10	-0.5	-20	-2	50	Fig.2
MMSTA92HE3	SOT-323	PNP	0.2	-300	-0.1	40	-10	-10	-0.4	-20	-2	50	Fig.2
MMDT3906HE3	SOT-363	PNP*2	0.2	-40	-0.2	100-300	-1	-10	-0.25	-10	-1	250	Fig.5
BC857BSHE3	SOT-363	PNP*2	0.2	-45	-0.2	200-475	-5	-2	-0.65	-100	-5	100	Fig.5
MMDT3946HE3	SOT-363	NPN+PNP	0.2	40	0.2	100-300	1	10	0.3	50	1	300	Fig.3
BC847PNHE3	SOT-363	NPN+PNP	0.2	45	0.1	200-450	5	2	0.25	10	0.5	100	Fig.3

Medium Power Bipolar Transistors

25V~300V NPN

Part Number	Package	Polarity	Power Dissipation	Collector-Emitter Breakdown Voltage	Collector Current	DC Current Gain			Base-Emitter Saturation Voltage			Transition Frequency	Internal Structure
			P_C (W)	V_{CEO}(V)	I_C (A)	H_{FE}	V_{CE} (V)	I_C(mA)	V_{CE}(sat)(V)	I_C(mA)	I_B(mA)	f_T(MHz)	
MCP618	DFN2020-3A	NPN	1.5	25	2.5	300	2	200	0.15	1000	10	100	Fig.1
PXT8050-D	SOT-89	NPN	0.5	25	1.5	160-300	1	100	0.5	800	80	100	Fig.1
BD882-Y	SOT-89	NPN	0.5	30	3	160-320	2	1000	0.5	2000	200	50	Fig.1
2SD1664-R	SOT-89	NPN	0.5	32	1	180-390	3	100	0.4	500	50	150	Fig.1
PZT3904	SOT-223	NPN	1	40	0.2	100-300	1	10	0.2	10	1	300	Fig.1
PZT2222A	SOT-223	NPN	1	40	0.6	100-300	10	150	0.3	150	15	300	Fig.1
PXT3904	SOT-89	NPN	0.5	40	0.2	100-300	1	10	0.2	10	1	300	Fig.1
PXT2222A	SOT-89	NPN	0.5	40	0.6	100-300	10	150	0.3	150	15	300	Fig.1
BCP54-16	SOT-223	NPN	1.5	45	1	100-250	2	150	0.5	500	50	100	Fig.1
BCX54	SOT-89	NPN	0.5	45	1	63-250	2	150	0.5	500	50	130	Fig.1
BCX54-16	SOT-89	NPN	0.5	45	1	100-250	2	150	0.5	500	50	130	Fig.1
2SC2873-Y	SOT-89	NPN	0.5	50	2	120-240	2	500	0.5	1000	50	120	Fig.1
BCP55-16	SOT-223	NPN	1.5	60	1	100-250	2	150	0.5	500	50	100	Fig.1
BCX55	SOT-89	NPN	0.5	60	1	63-250	2	150	0.5	500	50	130	Fig.1
BCX55-16	SOT-89	NPN	0.5	60	1	100-250	2	150	0.5	500	50	130	Fig.1
BD882HY	SOT-89	NPN	0.5	70	3	160-320	2	1000	0.5	2000	200	50	Fig.1
BCP56-16	SOT-223	NPN	1.5	80	1	100-250	2	150	0.5	500	50	100	Fig.1
2SD1898-R	SOT-89	NPN	0.5	80	1	180-390	3	500	0.15	500	20	100	Fig.1
BCX56	SOT-89	NPN	0.5	80	1	63-250	2	150	0.5	500	50	130	Fig.1
BCX56-16	SOT-89	NPN	0.5	80	1	100-250	2	150	0.5	500	50	130	Fig.1
MJD31C	DPAK	NPN	1.25	100	3	10-75	4	3000	1.2	3000	375	3	Fig.1
MJD122	DPAK	NPN	1.5	100	8	1000-12000	4	4000	2	4000	16	-	Fig.8
TIP122L	TO-220	NPN	2	100	5	1000	3	500	2	3000	12	-	Fig.8
TIP31C	TO-220	NPN	2	100	3	25	4	1000	1.2	3000	375	3	Fig.1
TIP41C	TO-220	NPN	2	100	6	30	4	300	1.5	6000	600	3	Fig.1
2SC2881-Y	SOT-89	NPN	0.5	120	0.8	120-240	5	100	1	500	50	120	Fig.1
PZT5551	SOT-223	NPN	1	160	0.6	80	5	1	0.15	10	1	300	Fig.1
2SC2383P-O	SOT-89	NPN	0.5	160	1	100-200	5	200	1	500	50	20	Fig.1
2SC2383P-Y	SOT-89	NPN	0.5	160	1	160-320	5	200	1	500	50	20	Fig.1
CXT5551	SOT-89	NPN	0.5	160	0.6	80	5	1	0.15	10	1	100	Fig.1
PZTA42	SOT-223	NPN	1	300	0.2	25	10	1	0.5	20	2	50	Fig.1

·M·C·C·
Micro Commercial Components

Medium Power Bipolar Transistors

20V~150V PNP

Part Number	Package	Polarity	Power Dissipation	Collector-Emitter Breakdown Voltage	Collector Current	DC Current Gain			Base-Emitter Saturation Voltage			Transition Frequency	Internal Structure
			P_C (W)	V_{CEO}(V)	I_C (A)	H_{FE}	V_{CE} (V)	I_C(mA)	V_{CE}(sat)(V)	I_C(mA)	I_B(mA)	f_T(MHz)	
2SB1386-R	SOT-89	PNP	0.5	-20	-5	180-390	-2	-500	-1	-4000	-100	120	Fig.2
BC869	SOT-89	PNP	0.5	-20	-1	100-375	-1	-500	-0.5	-1000	-100	40	Fig.2
BC869-25	SOT-89	PNP	0.5	-20	-1	160-375	-1	-500	-0.5	-1000	-100	40	Fig.2
2SB1412-R	DPAK	PNP	1	-30	-5	180-390	-2	-500	-1	-4000	-100	120	Fig.2
BD772-Y	SOT-89	PNP	0.5	-30	-3	160-320	-2	-1000	-0.5	-2000	-200	80	Fig.2
2SB1188-Q	SOT-89	PNP	0.5	-32	-2	120-270	-3	-500	-0.8	-2000	-200	80	Fig.2
PXT3906	SOT-89	PNP	0.5	-40	-0.2	100-300	-1	-10	-0.25	-10	-1	250	Fig.2
BCP51-16	SOT-223	PNP	1.5	-45	-1	100-250	-2	-150	-0.5	-500	-50	100	Fig.2
2SB1184-Q	DPAK	PNP	1	-50	-3	120-270	-3	-500	-1	-2000	-200	70	Fig.2
2SA1213-Y	SOT-89	PNP	0.5	-50	-2	120-240	-2	-500	-0.5	1000	50	120	Fig.2
BCP52-16	SOT-223	PNP	1.5	-60	-1	100-250	-2	-150	-0.5	-500	-50	100	Fig.2
PZT2907A	SOT-223	PNP	1	-60	-0.6	100-300	-10	-150	-0.4	-150	-15	200	Fig.2
BCX52	SOT-89	PNP	0.5	-60	-1	63-250	-2	-150	-0.5	-500	-50	50	Fig.2
BCX52-16	SOT-89	PNP	0.5	-60	-1	100-250	-2	-150	-0.5	-500	-50	50	Fig.2
TIP32A	TO-220	PNP	2	-60	-3	25	-4	-1000	-1.2	-3000	-375	3	Fig.2
TIP42A	TO-220	PNP	2	-60	-6	30	-4	-300	-1.5	-6000	-600	3	Fig.1
BCP53-16	SOT-223	PNP	1.5	-80	-1	100-250	-2	-150	-0.5	-500	-50	100	Fig.2
BCX53	SOT-89	PNP	0.5	-80	-1	63-250	-2	-150	-0.5	-500	-50	50	Fig.2
BCX53-16	SOT-89	PNP	0.5	-80	-1	100-250	-2	-150	-0.5	-500	-50	50	Fig.2
BSR33	SOT-89	PNP	0.5	-80	-1	100-300	-5	-100	-0.5	-500	-50	100	Fig.2
MJD127	DPAK	PNP	1.5	-100	-8	1000-12000	-4	-4000	-2	-4000	-16	-	Fig.9
MJD32C	DPAK	PNP	1.25	-100	-3	10-50	-4	-3000	-1.2	-3000	-375	3	Fig.2
TIP127L	TO-220	PNP	2	-100	-5	1000	-3	-500	-2	-3000	-12		Fig.9
TIP32C	TO-220	PNP	2	-100	-3	25	-4	-1000	-1.2	-3000	-375	3	Fig.2
TIP42C	TO-220	PNP	2	-100	-6	30	-4	-300	-1.5	-6000	-600	3	Fig.1
CXT5401	SOT-89	PNP	0.5	-150	-0.5	50	-5	-1	-0.2	-10	-1	100	Fig.2

Automotive Grade Products

Part Number	Package	Polarity	Power Dissipation	Collector-Emitter Breakdown Voltage	Collector Current	DC Current Gain			Base-Emitter Saturation Voltage			Transition Frequency	Internal Structure
			P_C (W)	V_{CEO}(V)	I_C (A)	H_{FE}	V_{CE} (V)	I_C(mA)	V_{CE}(sat)(V)	I_C(mA)	I_B(mA)	f_T(MHz)	
BCX56-16HE3	SOT-89	NPN	0.5	80	1	100-250	2	150	0.5	500	50	130	Fig.1
BCP56-16HE3	SOT-223	NPN	1.5	80	1	100-250	2	150	0.5	500	50	100	Fig.1
MJD31CHE3	DPAK	NPN	1.25	100	3	10-75	4	3000	1.2	3000	375	3	Fig.1

Pre-biased Transistors

NPN

Part Number	Package	Polarity	Power Dissipation	Output current	Supply Voltage	DC Current Gain	Output Voltage	Input Resistance		Transition frequency	Internal Structure
			P_D(mW)	I_O(mA)	V_{CC}(V)	G_I	V_O(V)	R_1(KΩ)	R_2(KΩ)	f_T(MHZ)	
DDTC113ZCA	SOT-23	NPN	250	500	50	70	0.3	1	10	250	Fig.2
DDTC123YCA	SOT-23	NPN	200	500	50	56	0.3	2.2	10	200	Fig.2
DDTC142TC	SOT-23	NPN	200	500	50	56	5	0.47		200	Fig.1
DTC113ZCA	SOT-23	NPN	200	100	50	33	0.3	1	10	250	Fig.2
DTC114ECA	SOT-23	NPN	246	100	50	35	0.25	10	10	250	Fig.2
DTC114TCA	SOT-23	NPN	200	100	50	300	0.3	10		250	Fig.1
DTC114YCA	SOT-23	NPN	230	100	50	80	0.3	10	47	250	Fig.2
DTC123ECA	SOT-23	NPN	200	100	50	20	0.3	2.2	2.2	250	Fig.2
DTC123JCA	SOT-23	NPN	200	100	50	80	0.3	2.2	47	250	Fig.2
DTC123YCA	SOT-23	NPN	200	100	50	33	0.3	2.2	10	250	Fig.2
DTC124ECA	SOT-23	NPN	200	100	50	56	0.3	22	22	250	Fig.2
DTC143ECA	SOT-23	NPN	200	100	50	20	0.3	4.7	4.7	250	Fig.2
DTC143TCA	SOT-23	NPN	200	100	50	600	0.3	4.7		250	Fig.1
DTC143XCA	SOT-23	NPN	200	100	50	30	0.3	4.7	10	250	Fig.2
DTC143ZCA	SOT-23	NPN	246	100	50	80	0.3	4.7	47	250	Fig.2
DTC144ECA	SOT-23	NPN	200	100	50	68	0.3	47	47	250	Fig.2
DTC144TCA	SOT-23	NPN	200	100	50	300	0.3	47		250	Fig.1
DTC113ZUA	SOT-323	NPN	200	100	50	33	0.3	1	10	250	Fig.2
DTC114EUA	SOT-323	NPN	200	100	50	30	0.3	10	10	250	Fig.2
DTC114TUA	SOT-323	NPN	200	100	50	300	0.3	10		250	Fig.1
DTC114YUA	SOT-323	NPN	200	100	50	68	0.3	10	47	250	Fig.2
DTC123JUA	SOT-323	NPN	200	100	50	80	0.3	2.2	47	250	Fig.2
DTC123YUA	SOT-323	NPN	200	100	50	33	0.3	2.2	10	250	Fig.2
DTC124EUA	SOT-323	NPN	200	100	50	56	0.3	22	22	250	Fig.2
DTC143EUA	SOT-323	NPN	200	100	50	20	0.3	4.7	4.7	250	Fig.2
DTC143TUA	SOT-323	NPN	200	100	50	300	0.3	4.7		250	Fig.1
DTC143XUA	SOT-323	NPN	200	100	50	30	0.3	4.7	10	250	Fig.2
DTC143ZUA	SOT-323	NPN	200	100	50	80	0.3	4.7	47	250	Fig.2
DTC144EUA	SOT-323	NPN	200	100	50	68	0.3	47	47	250	Fig.2
DTC144TUA	SOT-323	NPN	200	100	50	300	0.3	47		250	Fig.1
DTC114EE	SOT-523	NPN	150	100	50	30	0.3	10	10	250	Fig.2
DTC114TE	SOT-523	NPN	150	100	50	300	0.3	10		250	Fig.1
DTC114YE	SOT-523	NPN	150	100	50	68	0.3	10	47	250	Fig.2
DTC123JE	SOT-523	NPN	150	100	50	80	0.3	2.2	47	250	Fig.2
DTC124EE	SOT-523	NPN	150	100	50	56	0.3	22	22	250	Fig.2
DTC143EE	SOT-523	NPN	150	100	50	20	0.3	4.7	4.7	250	Fig.2
DTC143TE	SOT-523	NPN	150	100	50	300	0.3	4.7		250	Fig.1
DTC143ZE	SOT-523	NPN	150	100	50	80	0.3	4.7	47	250	Fig.2
DTC144EE	SOT-523	NPN	150	100	50	68	0.3	47	47	250	Fig.2
DTC144TE	SOT-523	NPN	150	100	50	300	0.3	47		250	Fig.1
DTC114EM	SOT-723	NPN	150	100	50	30	0.3	10	10	250	Fig.2
DTC115EM	SOT-723	NPN	100	100	50	82	0.3	100	100	250	Fig.2
DTC123EM	SOT-723	NPN	100	100	50	20	0.3	2.2	2.2	250	Fig.2
DTC123JM	SOT-723	NPN	100	100	50	80	0.3	2.2	47	250	Fig.2

Pre-biased Transistors

NPN/NPN*2/PNP

Part Number	Package	Polarity	Power Dissipation	Output current	Supply Voltage	DC Current Gain	Output Voltage	Input Resistance		Transition frequency	Internal Structure
			P_D(mW)	I_O(mA)	V_{CC}(V)	G_I	V_O(V)	R_1(KΩ)	R_2(KΩ)	f_T(MHZ)	
DTC143EM	SOT-723	NPN	150	100	50	20	0.3	4.7	4.7	250	Fig.2
DTC143TM	SOT-723	NPN	100	100	50	600	0.3	4.7		250	Fig.1
DTC143ZM	SOT-723	NPN	100	100	50	80	0.3	4.7	47	250	Fig.2
DTC144EM	SOT-723	NPN	100	100	50	68	0.3	47	47	250	Fig.2
UMH10N	SOT-363	NPN*2	150	100	50	80	0.3	2.2	47	250	Fig.5
UMH11N	SOT-363	NPN*2	150	100	50	30	0.3	10	10	250	Fig.5
UMH13N	SOT-363	NPN*2	150	100	50	80	0.3	4.7	47	250	Fig.5
UMH1N	SOT-363	NPN*2	150	100	50	56	0.3	22	22	250	Fig.5
UMH2N	SOT-363	NPN*2	150	100	50	68	0.3	47	47	250	Fig.5
UMH3N	SOT-363	NPN*2	150	100	50	600	0.3	4.7		250	Fig.11
UMH9N	SOT-363	NPN*2	150	100	50	68	0.3	10	47	250	Fig.5
EMH10	SOT-563	NPN*2	150	100	50	80	0.3	2.2	47	250	Fig.5
EMH11	SOT-563	NPN*2	150	100	50	30	0.3	10	10	250	Fig.5
EMH13	SOT-563	NPN*2	150	100	50	80	0.3	4.7	47	250	Fig.5
DDTA123YCA	SOT-23	PNP	200	-500	-50	56	-0.3	2.2	10	200	Fig.4
DTA113ZCA	SOT-23	PNP	200	-100	-50	33	-0.3	1	10	250	Fig.4
DTA114ECA	SOT-23	PNP	200	-100	-50	30	-0.3	10	10	250	Fig.4
DTA114TCA	SOT-23	PNP	200	-100	-50	250	-0.3	10		250	Fig.3
DTA114YCA	SOT-23	PNP	200	-100	-50	68	-0.3	10	47	250	Fig.4
DTA123ECA	SOT-23	PNP	200	-100	-50	30	-0.3	2.2	2.2	250	Fig.4
DTA123JCA	SOT-23	PNP	200	-100	-50	80	-0.3	2.2	47	250	Fig.4
DTA123YCA	SOT-23	PNP	200	-100	-50	33	-0.3	2.2	10	250	Fig.4
DTA124ECA	SOT-23	PNP	200	-100	-50	56	-0.3	22	22	250	Fig.4
DTA143ECA	SOT-23	PNP	200	-100	-50	30	-0.3	4.7	4.7	250	Fig.4
DTA143XCA	SOT-23	PNP	200	-100	-50	30	-0.3	4.7	10	250	Fig.4
DTA143ZCA	SOT-23	PNP	200	-100	-50	80	-0.25	4.7	47	250	Fig.4
DTA144ECA	SOT-23	PNP	200	-100	-50	68	-0.3	47	47	250	Fig.4
DTA114EUA	SOT-323	PNP	200	-100	-50	30	-0.3	10	10	250	Fig.4
DTA114TUA	SOT-323	PNP	200	-100	-50	250	-0.3	10		250	Fig.3
DTA114YUA	SOT-323	PNP	200	-100	-50	68	-0.3	10	47	250	Fig.4
DTA123JUA	SOT-323	PNP	200	-100	-50	80	-0.3	2.2	47	250	Fig.4
DTA123YUA	SOT-323	PNP	200	-100	-50	33	-0.3	2.2	10	250	Fig.4
DTA124EUA	SOT-323	PNP	200	-100	-50	56	-0.3	22	22	250	Fig.4
DTA143EUA	SOT-323	PNP	200	-100	-50	30	-0.3	4.7	4.7	250	Fig.4
DTA143XUA	SOT-323	PNP	200	-100	-50	30	-0.3	4.7	10	250	Fig.4
DTA143ZUA	SOT-323	PNP	200	-100	-50	80	-0.3	4.7	47	250	Fig.4
DTA144EUA	SOT-323	PNP	200	-100	-50	68	-0.3	47	47	250	Fig.4
DTA114EE	SOT-523	PNP	150	-100	-50	30	-0.3	10	10	250	Fig.4
DTA114TE	SOT-523	PNP	150	-100	-50	250	-0.3	10		250	Fig.3
DTA123JE	SOT-523	PNP	150	-100	-50	80	-0.3	2.2	47	250	Fig.4
DTA124EE	SOT-523	PNP	150	-100	-50	56	-0.3	22	22	250	Fig.4
DTA143EE	SOT-523	PNP	150	-100	-50	30	-0.3	4.7	4.7	250	Fig.4
DTA143ZE	SOT-523	PNP	150	-100	-50	80	-0.3	4.7	47	250	Fig.4
DTA144EE	SOT-523	PNP	150	-100	-50	68	-0.3	47	47	250	Fig.4

Pre-biased Transistors

PNP/PNP*2/NPN+PNP

Part Number	Package	Polarity	Power Dissipation	Output current	Supply Voltage	DC Current Gain	Output Voltage	Input Resistance		Transition frequency	Internal Structure
			P_D(mW)	I_O(mA)	V_{CC}(V)	G_I	V_O(V)	R_1(KΩ)	R_2(KΩ)	f_T(MHZ)	
DTA114YM	SOT-723	PNP	100	-70	-50	68	-5	10	47	250	Fig.4
DTA123JM	SOT-723	PNP	100	-100	-50	80	-0.3	2.2	47	250	Fig.4
UMB4N	SOT-363	PNP*2	150	-100	-50	100	-0.3	10		250	Fig.13
UMD10N	SOT-363	NPN+PNP	150	100	50/-50	80	0.3/-0.3	2.2	47	250	Fig.6
UMD12N	SOT-363	NPN+PNP	150	100	50/-50	68	0.3/-0.3	47	47	250	Fig.6
UMD15N	SOT-363	NPN+PNP	150	100	50/-50	20	0.3/-0.3	4.7	4.7	250	Fig.6
UMD22N	SOT-363	NPN+PNP	150	100	50/-50	80	0.3/-0.3	4.7	47	250	Fig.6
UMD2N	SOT-363	NPN+PNP	150	100	50/-50	56	0.3/-0.3	22	22	250	Fig.6
UMD3N	SOT-363	NPN+PNP	150	100	50/-50	30	0.3/-0.3	10	10	250	Fig.6
UMD9N	SOT-363	NPN+PNP	150	100	50/-50	68	0.3/-0.3	10	47	250	Fig.6
UMF21N	SOT-363	NPN+PNP	150	100	50	30	0.3	10	10	250	Fig.10
EMD22	SOT-563	NPN+PNP	150	100	50/-50	80	0.3/-0.3	4.7	47	250	Fig.6
EMD3	SOT-563	NPN+PNP	200	100	50/-50	30	0.3/-0.3	10	10	250	Fig.12
EMD3-TPQ2	SOT-563	NPN+PNP	200	100	50/-50	30	0.3/-0.3	10	10	250	Fig.12
EMD9	SOT-563	NPN+PNP	150	100	50/-50	68	0.3/-0.3	10	47	250	Fig.12
EMD9-TPQ2	SOT-563	NPN+PNP	150	100	50/-50	68	0.3/-0.3	10	47	250	Fig.12

RF Bipolar Transistors

NPN

Part Number	Package	Polarity	Power Dissipation	Collector-Emitter Breakdown Voltage	Collector Current	DC Current Gain			Power Gain	Noise Figure	Transition Frequency	Internal Structure
			P_C (W)	V_{CEO}(V)	I_C (A)	H_{FE}	V_{CE} (V)	I_C(mA)	G_p(dB)	N_F(dB)	f_T(GHz)	
RF3356	SOT-23	NPN	0.15	12	0.1	130-300	10	20	12.5	2	7	Fig.1
RF3358	SOT-23	NPN	0.2	18	0.1	130-300	10	20	10	-	6	Fig.1

Voltage Regulators

*** Series and Shunt configurations are available**
*** Fixed (most popular voltage ratings) and Adjustable Positive/ Negative Voltage Regulators**



Part Number	Package	Maximum Output Current	Output Voltage @ TJ = 25°C		Input Voltage		Operating Temperature
		Io (A)	V_o(V) Min	V_o(V) Max	V_i(V) Min	V_i(V) Max	Topr(°C)
MC78M05CDT	DPAK	0.5	4.8	5.2	7	20	0~125
MC78M06CDT	DPAK	0.5	5.75	6.25	8	21	0~125
MC78M08CDT	DPAK	0.5	7.7	8.3	10.5	23	0~125
MC78M12CDT	DPAK	0.5	11.5	12.5	14.5	27	0~125
MC78M15CDT	DPAK	0.5	14.25	15.75	17.5	30	0~125
MCT1117C-1.2	SOT-223	1	1.176	1.224	2.7	10	-20~125
MCT1117C-1.5	SOT-223	1	1.47	1.53	3	10	-20~125
MCT1117C-1.8	SOT-223	1	1.764	1.836	3.3	12	-20~125
MCT1117C-2.5	SOT-223	1	2.45	2.55	4	12	-20~125
MCT1117C-2.85	SOT-223	1	2.793	2.907	4.35	12	-20~125
MCT1117C-3.3	SOT-223	1	3.234	3.366	4.8	12	-20~125
MCT1117C-5.0	SOT-223	1	4.9	5.1	6.5	12	-20~125
MCT1117C-ADJ	SOT-223	1	1.225	1.275	2.75	12	-20~125
MCT1119C-1.5	SOT-223	1	1.47	1.53	3	10	-20~125
MCT1119C-ADJ	SOT-223	1	1.225	1.275	2.75	12	-20~125
TL431KC	SOT-23	0.1	2.485	36	2.485	36	-40~125
TL431KCS	SOT-23	0.15	2.485	36	2.485	36	-40~125
MC78L05FA	SOT-89	0.1	4.8	5.2	7	20	-25~125
MC78L06F	SOT-89	0.1	5.75	6.25	8.5	20	-20~120
MC78L08F	SOT-89	0.1	7.7	8.3	10.5	23	-25~125
MC79L05F	SOT-89	0.1	-4.8	-5.2	-7	-20	-30~75
MC79L06F	SOT-89	0.1	-5.76	-6.24	-8.5	-20	-30~75
MC79L08F	SOT-89	0.1	-7.68	-8.32	-10.5	-30	-30~75
MCA1117C-1.8	SOT-89	0.8	1.764	1.836	3.3	12	-25~125
MCA1117C-2.5	SOT-89	0.8	2.45	2.55	4	12	-25~125
MCA1117C-3.3	SOT-89	0.8	3.234	3.366	4.8	12	-25~125
MCA1117C-5.0	SOT-89	0.8	4.9	5.1	6.5	12	-25~125
MCA1117C-ADJ	SOT-89	0.8	1.225	1.275	2.75	12	-25~125

Silicon Carbide (SiC)

* SiC MOSFETs 1200V/1700V
* SiC SBDs 650V/1200V
* TO-220/TO-247/DPAK/D2PAK/DFN5060/DFN8080

SiC MOSFETs

1200V/1700V N Channel

Part Number	Package	Channel	Power Rating	Drain-Source Voltage	Gate Source Voltage	Drain Current	Static Drain-Source On-Resistance			Gate Threshold Voltage (Min)	Gate Threshold Voltage (Max)	Input Capacitance	ESD Diodes (Y/N)	Internal Structure
			P_D(W)	V_{DS} (V)	V_{GS} (V)	I_D (A)	$R_{DS(ON)}$(Ω) @20V	$R_{DS(ON)}$ (Ω) @18V	$R_{DS(ON)}$ (Ω) @15V	$V_{GS(th)}$ (V)	$V_{GS(th)}$ (V)	C_{iss}(pF)		
SICW080N120Y	TO-247	N	220	1200	-8/+22	38		0.085		2.3	3.6	890	No	Fig.1
SICW080N120Y4	TO-247-4	N	223	1200	-8/+22	39		0.085		2.3	3.6	890	No	Fig.32
SICW1000N170A	TO-247AB	N	125	1700	-5/+25	3	1.32	1.37	1.48	2.5	4.5	124	No	Fig.1

SiC SBDs

650V/1200V

Part Number	Package	Scroll to view Configuration	Average Forward Current	Peak Repetitive Reverse Voltage	Forward Voltage	Number of Diodes Spec	Junction Temperature
			I_F(A)	V_{RRM} (V)	V_F(V)		(°C)
SICU0260B	DPAK	Single	2	650	1.6	1	-55~+175
SICU0460B	DPAK	Single	4	650	1.8	1	-55~+175
SIC0660P	TO-220AC	Single	6	650	1.6	1	-55~+175
SICU0660P	DPAK	Single	6	650	1.6	1	-55~+175
SIC0860P	TO-220AC	Single	8	650	1.6	1	-55~+175
SIC0860PL8	DFN8080A	Single	8	650	1.6	1	-55~+175
SICAC0860P	DFN5060	Single	8	650	1.6	1	-55~+175
SICB0860P	D2-PAK	Single	8	650	1.6	1	-55~+175
SICF0860P	ITO-220AC	Single	8	650	1.6	1	-55~+175
SICU0860P	DPAK	Single	8	650	1.6	1	-55~+175
SIC1060P	TO-220AC	Single	10	650	1.6	1	-55~+175
SIC1060PL8	DFN8080A	Single	10	650	1.6	1	-55~+175
SICAC1060P	DFN5060	Single	10	650	1.6	1	-55~+175
SICB1060P	D2-PAK	Single	10	650	1.6	1	-55~+175
SICF1060P	ITO-220AC	Single	10	650	1.6	1	-55~+175
SICU1060P	DPAK	Single	10	650	1.6	1	-55~+175
SICU02120B	DPAK	Single	2	1200	1.7	1	-55~+175
SIC05120B	TO-220AC	Single	5	1200	1.7	1	-55~+175
SIC10120PTA	TO-247AD	Single	10	1200	1.8	1	-55~+175
SIC15120B	TO-220AC	Single	15	1200	1.8	1	-55~+175
SIC20120B	TO-220AC	Single	20	1200	1.8	1	-55~+175
SIC20120PTA	TO-247	Dual	20	1200	1.8	2	-55~+175
SIC20120PTP	TO-247-2L	Single	20	1200	1.8	1	-55~+175
SICB20120Y	D2-PAK	Single	20	1200	1.55	1	-55~+175
SICPT20120Y	TO-247AD	Single	20	1200	1.55	1	-55~+175
SICPT30120DY	TO-247AB	Dual	30	1200	1.45	2	-55~+175
SICPT40120DY	TO-247AB	Dual	40	1200	1.55	2	-55~+175
SICPT40120Y	TO-247AD	Single	40	1200	1.6	1	-55~+175

SiC MOSFETs & SiC SBDs

SiC MOSFETs

Part Number	Package	Channel	Drain-Source Voltage	Static Drain-Source On-Resistance			Status
			V_{DS} (V)	$R_{DS(ON)}$(Ω) @20V	$R_{DS(ON)}$ (Ω) @18V	$R_{DS(ON)}$ (Ω) @15V	
SICB080N120Y7	TO-263-7L	N	1200	-	0.08	-	Under Development
SICW040N120Y	TO-247AB	N	1200	-	0.04	-	Under Development

SiC SBDs

Part Number	Package	Average Forward Current	Peak Repetitive Reverse Voltage	Status
		I_F(A)	V_{RRM} (V)	
SICAC0660Y	DFN5060	6	650	Under Development
SICU10120Y	TO-252	10	1200	Under Development
SICB10120Y	TO-263	10	1200	Under Development
SIC10120Y	TO-220AC	10	1200	Under Development
SICPT10120Y	TO-247AD	10	1200	Under Development
SICPT30120YA	TO-247AD	30	1200	Under Development
SICPT30120YB	TO-247AD	30	1200	Under Development
SICPT40120YA	TO-247AD	40	1200	Under Development
SICPT1660DYA	TO-247AB	16	1200	Under Development
SICPT4060DY	TO-247AB	40	650	Under Development
SICPT25120DY	TO-247AB	25	1200	Under Development
SICPTP20120DY	TO-247P	20	1200	Under Development

IGBTs

*** Discrete Products (Up to 1200Vce and 75A) for operating frequencies of up to 40KHz**
*** Modules Products 1200V**

IGBT Discrete

650V/1200V

Part Number	Package	Number of Functions	Voltage Class max	IC @ 100° max	VCE(sat)	Eon	Eoff Hard Switching	Internal Diagram
			(V)	(A)	(V)	(mj)	(mj)	
MIW30N65FA	TO-247AB	Single	650	30	2.4	1.35	0.45	Fig.1
MIW30N65FLA	TO-247AB	Single	650	30	2.2	1.5	0.8	Fig.1
MIW40N65RA	TO-247AB	Single	650	40	2.4	1.6	0.88	Fig.1
MIW50N65RA	TO-247AB	Single	650	50	2.4	1.49	0.67	Fig.1
MIW50N65F	TO-247AB	Single	650	60	1.95	1.62	0.85	Fig.1
MIW75N65F	TO-247	Single	650	75	1.85	2.64	0.92	Fig.1
MIW15N120FA	TO-247AB	Single	1200	15	2.3	2.2	1.3	Fig.1
MIW25N120FA	TO-247AB	Single	1200	25	2.3	2.8	2.4	Fig.1
MIW40N120FLA	TO-247AB	Single	1200	40	2.3	3.8	1.7	Fig.1

IGBT Modules

1200V

Part Number	Package	Number of Functions	Voltage Class max (V)	IC @ 100° max (A)	VCE(sat) (V)	Eon (mj)	Eoff Hard Switching (mj)	Internal Diagram
MIP10R12P2TN	P2	PIM three phase input rectifier	1200	10	2.2	0.98	0.48	Fig.2
MIP15R12P2TN	P2	PIM three phase input rectifier	1200	15	2.2	1.42	0.78	Fig.2
MIP25R12E1TN	E1	PIM three phase input rectifier	1200	25	2.25	1.8	1.4	Fig.2
MIP40R12E1TN	E1	PIM three phase input rectifier	1200	40	2.3	4.25	2	Fig.2
MIP50R12E1ATN	E1A	PIM three phase input rectifier	1200	50	2.3	5.42	4.15	Fig.2
MIP50R12E2TN	E2	PIM three phase input rectifier	1200	50	2.3	5.42	4.15	Fig.2
MIP50R12E2ATN	E2A	PIM three phase input rectifier	1200	50	2.3	5.42	4.15	Fig.2
MIP75R12E2TN	E2	PIM three phase input rectifier	1200	75	2.15	5.6	3.6	Fig.2
MIP75R12E2ATN	E2A	PIM three phase input rectifier	1200	75	2.15	5.6	3.6	Fig.2
MIF150R12C2TL	C2	Dual	1200	150	1.85	8.9	9.3	Fig.3
MIF200R12C2TL	C2	Dual	1200	200	2.2	15.8	16.4	Fig.3
MIF300R12C2TL	C2	Dual	1200	300	2.2	17.4	21	Fig.3
MIF450R12C2TL	C2	Dual	1200	450	2.35	23.2	28.5	Fig.3

IGBT Discrete & IGBT Modules

IGBT Discrete

Part Number	Package	Voltage Class max (V)	IC @ 100° max (A)	Status
MIW40N65FLA	TO-247AB	650	40	Under Development
MIW50N65FLA	TO-247AB	650	50	Under Development
MIW60N65FLA	TO-247AB	650	60	Under Development
MIW60N65RA	TO-247AB	650	60	Under Development
MIW75N65FLA	TO-247AB	650	75	Under Development
MIW10N120FLA	TO-247AB	1200	10	Under Development
MIW40N120FA	TO-247AB	1200	40	Under Development
MIW40N120FLAHE3	TO-247AB	1200	40	Under Development
MIWP40N120FA	TO-247P	1200	40	Under Development
MIWP75N120FA	TO-247P	1200	75	Under Development

IGBT Modules

Part Number	Package	Voltage Class max (V)	IC @ 100° max (A)	Status
MIP25R12E1ATN	E1	1200	25	Under Development
MIP35R12E1ATN	E1	1200	35	Under Development
MIP100R12E2TN	E2	1200	100	Under Development
MIP150R12E2TN	E2	1200	150	Under Development
MIP15R12P3TN	P3	1200	15	Under Development
MIP25R12P3TN	P3	1200	25	Under Development
MIP35R12P3TN	P3	1200	35	Under Development
MIF200R065C1TF	C1	650	200	Under Development
MIF40R12C1PF	C1	1200	40	Under Development
MIF50R12C1PF	C1	1200	50	Under Development
MIF50R12C1TF	C1	1200	50	Under Development
MIF75R12C1PF	C1	1200	75	Under Development
MIF75R12C1TL	C1	1200	75	Under Development
MIF100R12C1PF	C1	1200	100	Under Development
MIF100R12C1TL	C1	1200	100	Under Development
MIF100R12C1TF	C1	1200	100	Under Development
MIF300R065C2TL	C2	650	300	Under Development
MIF400R065C2TL	C2	650	400	Under Development
MIF150R12C2T	C2	1200	150	Under Development
MIF150R12C2TF	C2	1200	150	Under Development
MIF200R12C2TF	C2	1200	200	Under Development

Power Modules

*** Total solutions in module type: FRED Modules, Standard Recovery Power Modules, Thyristor Modules**

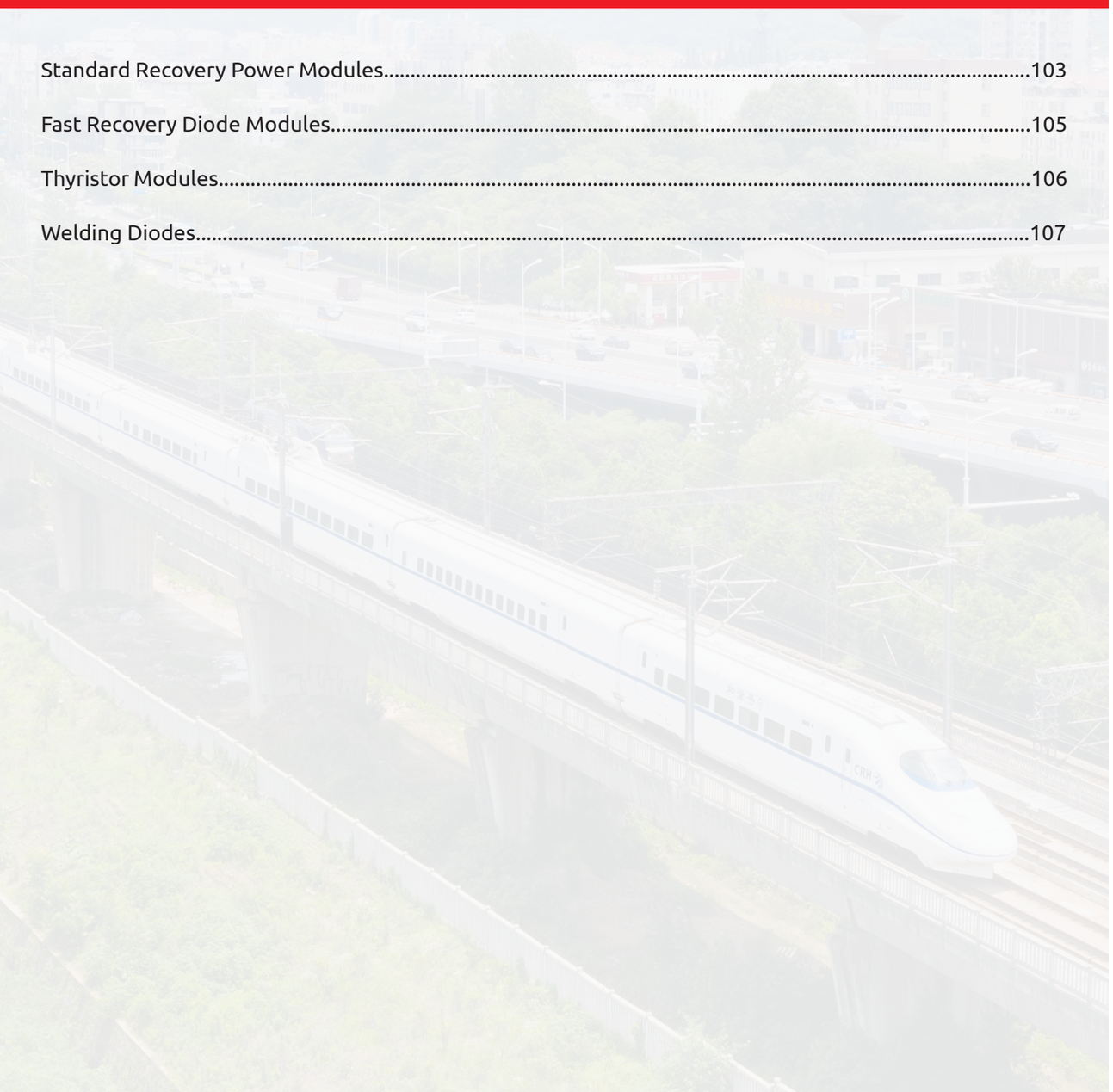

Standard Recovery Power Modules

800V~1800V

Part Number	Package	Number of Functions	Working Peak Reverse Voltage	Average Forward Current	Forward Peak Surge Current	Forward Voltage Per Element	At Rated Forward Current	Max.DC Reverse Current at Rated DC Blocking Voltage	Internal Structure
			V_{RRM} (V)	I_O (A)	I_{FSM} (A)	V_F (V)	I_F(A)	I_R (mA)	
MD100A08D1	D1	Dual	800	100	2500	1.4	300	5	Fig.10
MD100A12D1	D1	Dual	1200	100	2500	1.4	300	5	Fig.10
MD100A16D1	D1	Dual	1600	100	2500	1.4	300	5	Fig.10
MD100A18D1	D1	Dual	1800	100	2500	1.4	300	5	Fig.10
MD100C12D1	D1	Dual	1200	100	2500	1.4	300	5	Fig.1
MD100C16D1	D1	Dual	1600	100	2500	1.4	300	5	Fig.1
MD100K12D1	D1	Dual	1200	100	2500	1.4	300	5	Fig.4
MD100K16D1	D1	Dual	1600	100	2500	1.4	300	5	Fig.4
MD120A08D1	D1	Dual	800	120	2800	1.35	300	6	Fig.10
MD120A12D1	D1	Dual	1200	120	2800	1.35	300	6	Fig.10
MD120A16D1	D1	Dual	1600	120	2800	1.35	300	6	Fig.10
MD120A18D1	D1	Dual	1800	120	2800	1.35	300	6	Fig.10
MD120C16D1	D1	Dual	1600	120	2800	1.35	300	6	Fig.1
MD120K16D1	D1	Dual	1600	120	2800	1.35	300	6	Fig.4
MD36A16D1	D1	Dual	1600	36	650	1.4	100	5	Fig.10
MD36C12D1	D1	Dual	1200	36	650	1.4	100	5	Fig.1
MD36C16D1	D1	Dual	1600	36	650	1.4	100	5	Fig.1
MD36C18D1	D1	Dual	1800	36	650	1.4	100	5	Fig.1
MD36K16D1	D1	Dual	1600	36	650	1.4	100	5	Fig.4
MD70A08D1	D1	Dual	800	70	1400	1.3	200	5	Fig.10
MD70A12D1	D1	Dual	1200	70	1400	1.3	200	5	Fig.10
MD70A16D1	D1	Dual	1600	70	1400	1.3	200	5	Fig.10
MD70A18D1	D1	Dual	1800	70	1400	1.3	200	5	Fig.10
MD165A08D2	D2	Dual	800	165	6000	1.4	300	9	Fig.10
MD165A12D2	D2	Dual	1200	165	6000	1.4	300	9	Fig.10
MD165A16D2	D2	Dual	1600	165	6000	1.4	300	9	Fig.10
MD165A18D2	D2	Dual	1800	165	6000	1.4	300	9	Fig.10
MD200A16D2	D2	Dual	1600	200	6800	1.3	300	9	Fig.10
MD200C08D2	D2	Dual	800	200	6800	1.3	300	9	Fig.1
MD200C16D2	D2	Dual	1600	200	6800	1.3	300	9	Fig.1
MD200K12D2	D2	Dual	1200	200	6800	1.3	300	9	Fig.4
MD200K16D2	D2	Dual	1600	200	6800	1.3	300	9	Fig.4
MD200U08D2	D2	Single	800	200	6800	1.3	300	9	Fig.2
MD200U12D2	D2	Single	1200	200	6800	1.3	300	9	Fig.2
MD200U16D2	D2	Single	1600	200	6800	1.3	300	9	Fig.2
MD200U18D2	D2	Single	1800	200	6800	1.3	300	9	Fig.2
MD240C08D2	D2	Dual	800	240	7550	1.25	300	9	Fig.1
MD240C12D2	D2	Dual	1200	240	7550	1.25	300	9	Fig.1
MD240C16D2	D2	Dual	1600	240	7550	1.25	300	9	Fig.1
MD240C18D2	D2	Dual	1800	240	7550	1.25	300	9	Fig.1
MD260C12D3	D3	Dual	1200	260	11000	1.25	750	15	Fig.1
MD260C14D3	D3	Dual	1400	260	11000	1.25	750	15	Fig.1
MD260C16D3	D3	Dual	1600	260	11000	1.25	750	15	Fig.1
MD260C18D3	D3	Dual	1800	260	11000	1.25	750	15	Fig.1

Standard Recovery Power Modules

800V~1800V

Part Number	Package	Number of Functions	Working Peak Reverse Voltage	Average Forward Current	Forward Peak Surge Current	Forward Voltage Per Element	At Rated Forward Current	Max.DC Reverse Current at Rated DC Blocking Voltage	Internal Structure
			V_{RRM} (V)	I_O (A)	I_{FSM} (A)	V_F (V)	I_F(A)	I_R (mA)	
MD100S08M2	M2	3-Phase Bridge	800	100	920	1.9	150	0.3	Fig.11
MD100S16M2	M2	3-Phase Bridge	1600	100	920	1.9	150	0.3	Fig.11
MD100S18M2	M2	3-Phase Bridge	1800	100	920	1.9	150	0.3	Fig.11
MD100S16M3	M3	3-Phase Bridge	1600	100	920	1.9	300	0.3	Fig.11
MD130S16M3	M3	3-Phase Bridge	1600	130	1200	1.8	300	0.3	Fig.11
MD160S16M3	M3	3-Phase Bridge	1600	160	1800	1.75	300	0.5	Fig.11
MD200S16M3	M3	3-Phase Bridge	1600	200	2240	1.7	300	0.5	Fig.11
MD250S16M3	M3	3-Phase Bridge	1600	250	2500	1.6	300	0.5	Fig.11
MD100S08M4	M4	3-Phase Bridge	800	100	920	1.9	300	0.3	Fig.11
MD100S12M4	M4	3-Phase Bridge	1200	100	920	1.9	300	0.3	Fig.11
MD100S16M4	M4	3-Phase Bridge	1600	100	920	1.9	300	0.3	Fig.11
MD100S18M4	M4	3-Phase Bridge	1800	100	920	1.9	300	0.3	Fig.11
MD100S16M5	M5	3-Phase Bridge	1600	100	920	1.9	300	0.3	Fig.11
MD130S16M5	M5	3-Phase Bridge	1600	130	1200	1.8	300	0.3	Fig.11
MD160S16M5	M5	3-Phase Bridge	1600	160	1800	1.75	300	0.5	Fig.11
MD200S08M5	M5	3-Phase Bridge	800	200	2240	1.7	300	0.5	Fig.11
MD200S12M5	M5	3-Phase Bridge	1200	200	2240	1.7	300	0.5	Fig.11
MD200S16M5	M5	3-Phase Bridge	1600	200	2240	1.7	300	0.5	Fig.11
MD200S18M5	M5	3-Phase Bridge	1800	200	2240	1.7	300	0.5	Fig.11
MD250S08M5	M5	3-Phase Bridge	800	250	2500	1.6	300	0.5	Fig.11
MD250S12M5	M5	3-Phase Bridge	1200	250	2500	1.6	300	0.5	Fig.11
MD250S16M5	M5	3-Phase Bridge	1600	250	2500	1.6	300	0.5	Fig.11
MD250S18M5	M5	3-Phase Bridge	1800	250	2500	1.6	300	0.5	Fig.11

Fast Recovery Diode Modules

400V~1200V

Part Number	Package	Number of Functions	Working Peak Reverse Voltage	Average Forward Current	Forward Peak Surge Current	Forward Voltage Per Element	At Rated Forward Current	Reverse Recovery Time	Internal Structure
			V_{RRM} (V)	I_O (A)	I_{FSM} (A)	V_F (V)	I_F(A)	T_{RR} (ns)	
MF100U12F2	F2	Single	1200	100	1100	1.58	100	55	Fig.2
MF200K06F2	F2	Dual	600	200	2000	1.6	200	140	Fig.4
MF300C12F2	F2	Dual	1200	300	2700	3	300	135	Fig.1
MF300U06F2	F2	Single	600	300	3000	1.65	300	55	Fig.2
MF500U12F2	F2	Single	1200	500	5000	2	500	200	Fig.2
MF200K04F3	F3	Dual	400	200	1500	1.35	100	95	Fig.3
MF400K04F3	F3	Dual	400	400	4000	1.35	200	135	Fig.3
MF200K04F4N	F4N	Dual	400	200	1500	100	1.35	95	Fig.3
MF200K06F4N	F4N	Dual	600	200	2100	100	1.15	105	Fig.3
MF300U06F6	F6	Single	600	300	3500	1.15	300	145	Fig.16
MF120DU06FJ	FJ	Dual	600	120	550	1.9	60	50	Fig.5
MF200DU06FJ	FJ	Dual	600	200	1300	1.3	100	105	Fig.5
MF200DU12FJ	FJ	Dual	1200	200	1450	1.6	100	135	Fig.5

Thyristor Modules

800V~1800V

Part Number	Package	Number of Functions	Working Peak Reverse Voltage	Output Current(D.C.)	Gate Trigger Voltage	Gate Trigger Current	Peak On-State Voltage	Internal Structure
			V_{RRM} (V)	I_T(A)	V_{GT} (V)	I_{GT}(mA)	V_{TM}(V)	
MT100DT08L1	L1	3-Phase Bridge	800	100	3	150	1.25	Fig.8
MT100DT12L1	L1	3-Phase Bridge	1200	100	3	150	1.25	Fig.8
MT100DT16L1	L1	3-Phase Bridge	1600	100	3	150	1.25	Fig.8
MT100DT18L1	L1	3-Phase Bridge	1800	100	3	150	1.25	Fig.8
MT110C16T1	T1	Dual	1600	110	3	150	1.65	Fig.6
MT110C18T1	T1	Dual	1800	110	3	150	1.65	Fig.6
MT160C08T2	T2	Dual	800	160	3	150	1.7	Fig.6
MT200C08T2	T2	Dual	800	200	3	200	1.7	Fig.6
MT200CB08T2	T2	Dual	800	200	3	200	1.7	Fig.7
MT160C12T2	T2	Dual	1200	160	3	150	1.7	Fig.6
MT200C12T2	T2	Dual	1200	200	3	200	1.7	Fig.6
MT200CB12T2	T2	Dual	1200	200	3	200	1.7	Fig.7
MT160C16T2	T2	Dual	1600	160	3	150	1.7	Fig.6
MT200C16T2	T2	Dual	1600	200	3	200	1.7	Fig.6
MT200CB16T2	T2	Dual	1600	200	3	200	1.7	Fig.7
MT160C18T2	T2	Dual	1800	160	3	150	1.7	Fig.6
MT200C18T2	T2	Dual	1800	200	3	200	1.7	Fig.6
MT200CB18T2	T2	Dual	1800	200	3	200	1.7	Fig.7
MT250C16T3W	T3	Dual	1600	250	2.5	150	1.55	Fig.6

·M·C·C·
Micro Commercial Components

Welding Diodes

200V/400V

Part Number	Package	Working Peak Reverse Voltage	Average Forward Current	Peak One Cycle Surge (Non Repetitive) Current	Forward Voltage Per Element	Repetitive Peak Reverse Leakage Current
		V_{RRM} (V)	I_O (A)	I_{FSM} (A)	V_{FM}(V)	I_{RRM}(mA)
DZW7100-02	W1	200	7100	55000	1.05	15
DZW7100-04	W1	400	7100	55000	1.05	15
DZW10500-02	W2	200	10500	70000	1.01	5
DZW10500-04	W2	400	10500	70000	1.01	5
DZW12000-02	W3	200	12000	85000	0.99	15
DZW12000-04	W3	400	12000	85000	0.99	15
DZW13500-02	W4	200	13500	85000	0.97	10
DZW13500-04	W4	400	13500	85000	0.97	10

Package Cross-Reference Matrix

Package Cross-Reference Matrix

Package Cross-Reference Matrix

Pins/ leads	MCC	Photo	BodySize (l x w x h) (mm)	Nexperia	Rohm	Toshiba	OnSemi	Renesas	Infineon	Diodes	ST	Vishay	Semtech
2	0201		0.62X0.32X0.31	DFN0603-2 (SOD972E)		SL2	X3DFN2			X3-DFN0603-2			SGP- 0603P2X3
2	0201-A		0.60X0.30X0.28	DFN0603-2 (SOD972E)		SL2	X3DFN2			X3-DFN0603-2			SGP- 0603P2X3
2	CSP0201		0.60X0.30X0.28			SL2	X3DFN2			X3-DFN0603-2			SGP- 0603P2X3
2	CSP1006-2		1.00X0.60X0.50	DFN1006-2 (SOD882)	(VMN2)	CTS2 (fSC)	DSN2 1.0 x 0.6		TSLP-2-1	XI-DFN1006-2	SOD 882 uQFN-2L	LLP1006-2M LLP1006-2L	SLP1006P2
2	DFN1006-2		1.02X0.62X0.45	DFN1006-2 (SOD882)	(VMN2)	CTS2 (fSC)	(SOD923-2)		TSLP-2-1	XI-DFN1006-2	SOD882 uQFN-2L	LLP1006-2M LLP1006-2L	SLP1006P2
2	DFN1006-2L		1.00X0.60X0.45	DFN1006D-2 (SOD882D)	(VMN2)	CTS2 (fSC)	DSN2 1.0 x 0.6		TSLP-2-7/-17	X2-DFN1006-2	SOD882T	LLP1006-2L LLP1006-2M	SLP1006P2T
2	DFN1608-2		1.60X0.80X0.50	DFN1608D-2 (SOD1608)	KMD2		DSN2 1.6 x 0.8		TSNP-2-2	U-DFN1608-2			SLP1610N2
2	DFN1610-2		1.60X1.00X0.50							U-DFN1610-2			
2	DO-218AB		13.50X8.40X5.00							DO-218			
2	DO-221AC(SMA-FL)		3.90X2.60X1.08							DO-221AC/SMAF	SMA Flat		
2	SMA(DO-214AC)		4.38X2.59X2.17		PMDS					SMA	SMA		
2	SMB(DO-214AA)		4.46X3.62X2.31							SMB	SMB		
2	SMBF		4.30X3.60X1.30								SMB Flat		
2	SMC (DO-214AB)		6.86X5.91X2.31							SMC	SMC		
2	SME		15.78X14.03X7.47										
2	SMG		9.50X8.00X2.50										
2	SMPA		4.30X2.60X1.00										
2	SOD-123		2.70X1.60X1.35	SOD123	PMDU			SRP-F		SOD123	SOD-123		
2	SOD-123FL		2.83X1.65X1.13		PMDU					SOD123	SOD123Flat		
2	SOD-123HE1		3.00X2.00X0.83							PowerDI123	Stmite Flat		
2	SOD-123HT		2.90X1.60X0.80										
2	SOD-123TFL		3.00X1.85X0.99							SOD123F	SOD-123		
2	SOD-323		1.70X1.25X0.98	SOD323	UMDZM	USE		URP		SOD323	SOD323		
2	SOD-323FH		1.90X1.25X1.00							SOD323	SOD323		
2	SOD-323FL		1.78X1.25X0.75		UMD2					SOD323F			
2	SOD-323HE		2.15X1.30X0.65		TUMD2M					PowerDI323			
2	SOD-323HL		1.90X1.25X1.00							SOD323			
2	SOD-523		1.2X0.80X0.58	SC-79 (SOD523)	EMD2	ESC/TESC	SOD-523	UFP		SOD523	SOD-523		
2	SOD-723		1.20X0.80X0.49		VMT1D3								
2	SOD-923		0.80X0.60X0.40		VMN2M/VMN2					SOD923			
2	TO-277		4.00X5.40X1.15								PSMC (TO-277A)		
3	DFN1006-3		1.02X0.62X0.50	DFN1006-3 (SOT883)	VML1006	CST3	XDFN3	SMPAK	TSLP-3-4	X1 -DFN 1006-3	SOT883		SLP1006P3
3	DFN2020-3A		2.00X2.00X0.55	DFN2020-3 (SOT1061)	DFN2020-3S (HUML2020L3)		WDFN3			U-DFN2020-3 Type B 2.0 x 2.0 x 0.6		PowerPAK SC706L	
3	DFN2020-3L		2.00X2.00X0.65	DFN2020-3 (SOT1061)			WDFN3			U-DFN2020-3 Type B 2.0 x 2.0 x 0.6		PowerPAK SC706L	
3	SOT-23		2.92X1.30X1.00	SOT23	SSD3/SST3	SOT23F	SOT-23	MPAK		SOT23	SOT-23		
3	SOT-23-3L		2.92X1.60X1.19							SOT23F	SOT23-3L		
3	SOT-323		2.00X1.25X1.00	SC-70 (SOT323)	UMD3 UMT3		SC-70	CMAK/CMPAK		SOT323	SOT323		

Package Cross-Reference Matrix

Package Cross-Reference Matrix

Package Cross-Reference Matrix

Pins/ leads	MCC	Photo	BodySize (l x w x h) (mm)	Nexperia	Rohm	Toshiba	OnSemi	Renesas	Infineon	Diodes	ST	Vishay	Semtech
3	SOT-523		1.60X0.80X0.75		EMD3 EMT3					SOT523	SOT-523		
3	SOT-723		1.20X0.80X0.49		VMT3/VMD3								
4	DFN3030-4L		3.00X3.00X0.75							U-DFN3030-4			
4	SOT-143		2.92X1.30X1.01	SOT143B		CP4		MPAK-4R		SOT143			
4	SOT-223		6.50X3.50X1.80	SC-73 (SOT223)			SOT-223			SOT223			
4	SOT-89		4.50.X2.45X1.50	SOT89	MPT3	PW-Mini	SOT-89	UPAK (SOT89)		SOT89			
4	D2PAK(TO-263)		10.10X7.63X4.50	SOT404	LPTS (D2PAK)	D2PAK	D2PAK	SMD TO-263		TO263AB	D2PAK		
4	DPAK(TO-252)		6.60X6.10X2.30	SOT428	TO-252					TO252	DPAK		
5	DFN1308-5		1.30X0.80X0.45	DFN1308-6 (SOT8006B)									
5	SOT23-5L		2.92X1.60X1.15							SOT25	SOT23-5L		
5	SOT-353		2.10X1.25X1.00	TSSOP (SOT353)	UMT5/UMD5		SC-88A	CMPAK-5(T)		SOT353	SOT323-5L		
6	DFN1510-6		1.50X1.00X0.55							U-DFN1510-6			
6	DFN1610-6		1.60X1.00X0.50							U-DFN1610-6			
6	DFN1616-6		1.60X1.60X0.55		DFN1616-6					U-DFN1616-6			
6	DFN1616-6L		1.60X1.60X0.55										
6	DFN2020-6J		2.00X2.00X0.80	DFN2020-6 (SOT1118)	DFN2020-8S (HUML2020L8)		UDFN6			U-DFN2020-6 Type F			
6	DFN2020-6JA		2.00X2.00X0.75	DFN2020-6 (SOT1118)	DFN2020-8S (HUML2020L8)					U-DFN2020-6 Type F			
6	DFN2020-6L		2.00X2.00X0.80	DFN2020-6 (SOT1118)	HU- ML2020L8(Dual)	UDFN6	6 Lead DFN WDFN6			U-DFN2020-6 Type A, B		PowerPAK SC-70 Thin	
6	DFN2020-6LE		2.00X2.00X0.80	DFN2020-6 (SOT1118)						U-DFN2020-6 Type F			
6	DFN2030-6		2.00X3.00X0.75							U-DFN2030-6			
6	DFN2030-6L		2.00X3.00X0.80							U-DFN2030-6 Type B			
6	SOT23-6L		2.90X1.55X1.03							SOT26	SOT23-6L		
6	SOT-363		2.00X1.25X0.95	TSSOP6(SOT363)	UMT6/UMD6	US6	SC-88	CMPAK-6		SOT363	SOT323-6L		
6	SOT-563		1.60X1.20X0.60		EMT6/EMD6					SOT563	SOT-666		
8	DFN3030		3.00X3.00X0.80										
8	DFN3333		3.25X3.25X0.80							PowerDI3333-8			
8	DFN3333-8		3.30X3.30X0.75							PowerDI3333-8			
8	DFN3333-D		3.30X3.30X0.80							PowerDI3333-8 Type UXC			
8	DFN5060		5.10X5.86X1.00							PowerDI5060-8			
8	DFN5060-8D		5.00X6.00X0.80							PowerDI5060-8 Type R, C, D, E, UXD			
8	DFN5060-8L		5.05X5.65X1.05							PowerDI5060-8			
8	DFN8080A		8.00X8.00X0.85			DFN 8x8 (2-8T1A)				PowerDI8080-5			
8	SOP-8		4.90X3.90X1.38							SO-8	SO-8		
8	TSSOP-8		3.00X4.40X0.90							TSSOP-8			
9	TOLL-8L		9.80X10.43X2.30										
10	DFN-10		2.50X1.00X0.58	DFN2510-10 (SOT1165)			UDFN10 2.5x 1, 0.5P		TSLP-9-1		pQFN-10L		SLP1610P4
10	DFN2626-10		2.60X2.60X0.55	DFN2626-10 (SOT 1197)			UDFN10 2.6x 2.6, 0.5P			U-DFN2626-10			SLP2626P10

Package Cross-Reference List

Type	MCC Package	Competitor	Competitor Package	Pins/ leads
DFN	0201	Nexperia	DFN0603-2 (SOD972E)	2
DFN	0201	Toshiba	SL2	2
DFN	0201	Onsemi	X3DFN2	2
DFN	0201	Diodes	X3-DFN0603-2	2
DFN	0201	Semtech	SGP- 0603P2X3	2
DFN	0201-A	Nexperia	DFN0603-2 (SOD972E)	2
DFN	0201-A	Toshiba	SL2	2
DFN	0201-A	Onsemi	X3DFN2	2
DFN	0201-A	Diodes	X3-DFN0603-2	2
DFN	0201-A	Semtech	SGP- 0603P2X3	2
DFN	CSP0201	Toshiba	SL2	2
DFN	CSP0201	Onsemi	X3DFN2	2
DFN	CSP0201	Diodes	X3-DFN0603-2	2
DFN	CSP0201	Semtech	SGP- 0603P2X3	2
DFN	CSP1006-2	Nexperia	DFN1006-2 (SOD882)	2
DFN	CSP1006-2	Rohm	(VMN2)	2
DFN	CSP1006-2	Toshiba	CTS2 (fSC)	2
DFN	CSP1006-2	Onsemi	DSN2 1.0 x 0.6	2
DFN	CSP1006-2	Infineon	TSLP-2-1	2
DFN	CSP1006-2	Diodes	XI-DFN1006-2	2
DFN	CSP1006-2	ST	SOD 882 uQFN-2L	2
DFN	CSP1006-2	Vishay	LLP1006-2M LLP1006-2L	2
DFN	CSP1006-2	Semtech	SLP1006P2	2
DFN	DFN-10	Nexperia	DFN2510-10 (SOT1165)	10
DFN	DFN-10	Onsemi	UDFN10 2.5x 1, 0.5P	10
DFN	DFN-10	Infineon	TSLP-9-1	10
DFN	DFN-10	ST	pQFN-10L	10
DFN	DFN-10	Semtech	SLP1610P4	10
DFN	DFN1006-2	Nexperia	DFN1006-2 (SOD882)	2
DFN	DFN1006-2	Rohm	(VMN2)	2
DFN	DFN1006-2	Toshiba	CTS2 (fSC)	2
DFN	DFN1006-2	Onsemi	(SOD923-2)	2
DFN	DFN1006-2	Infineon	TSLP-2-1	2
DFN	DFN1006-2	Diodes	XI-DFN1006-2	2
DFN	DFN1006-2	ST	SOD882 uQFN-2L	2
DFN	DFN1006-2	Vishay	LLP1006-2M LLP1006-2L	2
DFN	DFN1006-2	Semtech	SLP1006P2	2
DFN	DFN1006-2L	Nexperia	DFN1006D-2 (SOD882D)	2
DFN	DFN1006-2L	Rohm	(VMN2)	2
DFN	DFN1006-2L	Toshiba	CTS2 (fSC)	2
DFN	DFN1006-2L	Onsemi	DSN2 1.0 x 0.6	2
DFN	DFN1006-2L	Infineon	TSLP-2-7/-17	2
DFN	DFN1006-2L	Diodes	X2-DFN1006-2	2
DFN	DFN1006-2L	ST	SOD882T	2
DFN	DFN1006-2L	Vishay	LLP1006-2L LLP1006-2M	2
DFN	DFN1006-2L	Semtech	SLP1006P2T	2

Type	MCC Package	Competitor	Competitor Package	Pins/ leads
DFN	DFN1006-3	Nexperia	DFN1006-3 (SOT883)	3
DFN	DFN1006-3	Rohm	VML1006	3
DFN	DFN1006-3	Toshiba	CST3	3
DFN	DFN1006-3	Onsemi	XDFN3	3
DFN	DFN1006-3	Renesas	SMPAK	3
DFN	DFN1006-3	Infineon	TSLP-3-4	3
DFN	DFN1006-3	Diodes	X1 -DFN 1006-3	3
DFN	DFN1006-3	ST	SOT883	3
DFN	DFN1006-3	Semtech	SLP1006P3	3
DFN	DFN1308-5	Nexperia	DFN1308-6 (SOT8006B)	5
DFN	DFN1510-6	Diodes	U-DFN1510-6	6
DFN	DFN1608-2	Nexperia	DFN1608D-2 (SOD1608)	2
DFN	DFN1608-2	Rohm	KMD2	2
DFN	DFN1608-2	Onsemi	DSN2 1.6 x 0.8	2
DFN	DFN1608-2	Infineon	TSNP-2-2	2
DFN	DFN1608-2	Diodes	U-DFN1608-2	2
DFN	DFN1608-2	Semtech	SLP1610N2	2
DFN	DFN1610-2	Diodes	U-DFN1610-2	2
DFN	DFN1610-6	Diodes	U-DFN1610-6	6
DFN	DFN1616-6	Rohm	DFN1616-6	6
DFN	DFN1616-6	Diodes	U-DFN1616-6	6
DFN	DFN2020-3A	Nexperia	DFN2020-3 (SOT1061)	3
DFN	DFN2020-3A	Rohm	DFN2020-3S (HUML2020L3)	3
DFN	DFN2020-3A	Onsemi	WDFN3	3
DFN	DFN2020-3A	Diodes	U-DFN2020-3 Type B 2.0 x 2.0 x 0.6	3
DFN	DFN2020-3A	Vishay	PowerPAK SC706L	3
DFN	DFN2020-3L	Nexperia	DFN2020-3 (SOT1061)	3
DFN	DFN2020-3L	Onsemi	WDFN3	3
DFN	DFN2020-3L	Diodes	U-DFN2020-3 Type B 2.0 x 2.0 x 0.6	3
DFN	DFN2020-3L	Vishay	PowerPAK SC706L	3
DFN	DFN2020-6J	Nexperia	DFN2020-6 (SOT1118)	6
DFN	DFN2020-6J	Rohm	DFN2020-8S (HUML2020L8)	6
DFN	DFN2020-6J	Onsemi	UDFN6	6
DFN	DFN2020-6J	Diodes	U-DFN2020-6 Type F	6
DFN	DFN2020-6JA	Nexperia	DFN2020-6 (SOT1118)	6
DFN	DFN2020-6JA	Rohm	DFN2020-8S (HUML2020L8)	6
DFN	DFN2020-6JA	Diodes	U-DFN2020-6 Type F	6
DFN	DFN2020-6L	Nexperia	DFN2020-6 (SOT1118)	6
DFN	DFN2020-6L	Rohm	HU- ML2020L8 (Dual)	6
DFN	DFN2020-6L	Toshiba	UDFN6	6
DFN	DFN2020-6L	Onsemi	6 Lead DFN WDFN6	6
DFN	DFN2020-6L	Diodes	U-DFN2020-6 Type A, B	6
DFN	DFN2020-6L	Vishay	PowerPAK SC-70 Thin	6
DFN	DFN2020-6LE	Nexperia	DFN2020-6 (SOT1118)	6
DFN	DFN2020-6LE	Diodes	U-DFN2020-6 Type F	6
DFN	DFN2030-6	Diodes	U-DFN2030-6	6

Package Cross-Reference List

Type	MCC Package	Competitor	Competitor Package	Pins/ leads
DFN	DFN2030-6L	Diodes	U-DFN2030-6 Type B	6
DFN	DFN2626-10	Nexperia	DFN2626-10 (SOT 1197)	10
DFN	DFN2626-10	Onsemi	UDFN10 2.6x 2.6, 0.5P	10
DFN	DFN2626-10	Diodes	U-DFN2626-10	10
DFN	DFN2626-10	Semtech	SLP2626P10	10
DFN	DFN3030-4L	Diodes	U-DFN3030-4	4
DFN	DFN3333	Diodes	PowerDI3333-8	8
DFN	DFN3333-8	Diodes	PowerDI3333-8	8
DFN	DFN3333-D	Diodes	PowerDI3333-8 Type UXC	8
DFN	DFN5060	Diodes	PowerDI5060-8	8
DFN	DFN5060-8D	Diodes	PowerDI5060-8 Type R, C, D, E, UXD	8
DFN	DFN5060-8L	Diodes	PowerDI5060-8	8
DFN	DFN8080A	Toshiba	DFN 8x8 (2-8T1A)	8
DFN	DFN8080A	Diodes	PowerDI8080-5	8
SMD	SMA(DO-214AC)	Rohm	PMDS	2
SMD	SMA(DO-214AC)	Diodes	SMA	2
SMD	SMA(DO-214AC)	ST	SMA	2
SMD	DO-218AB	Diodes	DO-218	2
SMD	DO-221AC(SMA-FL)	Diodes	DO-221AC/SMAF	2
SMD	DO-221AC(SMA-FL)	ST	SMA Flat	2
SMD	SMB(DO-214AA)	Diodes	SMB	2
SMD	SMB(DO-214AA)	ST	SMB	2
SMD	SMBF	ST	SMB Flat	2
SMD	SMC (DO-214AB)	Diodes	SMC	2
SMD	SMC (DO-214AB)	ST	SMC	2
SMD	SOP-8	Diodes	SO-8	8
SMD	SOP-8	ST	SO-8	8
SMD	TSSOP-8	Diodes	TSSOP-8	8
SOD	SOD-123	Nexperia	SOD123	2
SOD	SOD-123	Rohm	PMDU	2
SOD	SOD-123	Renesas	SRP-F	2
SOD	SOD-123	Diodes	SOD123	2
SOD	SOD-123	ST	SOD-123	2
SOD	SOD-123FL	Rohm	PMDU	2
SOD	SOD-123FL	Diodes	SOD123	2
SOD	SOD-123FL	ST	SOD123Flat	2
SOD	SOD-123HE1	Diodes	PowerDI123	2
SOD	SOD-123HE1	ST	Stmite Flat	2
SOD	SOD-123TFL	Diodes	SOD123F	2
SOD	SOD-123TFL	ST	SOD-123	2
SOD	SOD-323	Nexperia	SOD323	2
SOD	SOD-323	Rohm	UMDZM	2
SOD	SOD-323	Toshiba	USE	2
SOD	SOD-323	Renesas	URP	2
SOD	SOD-323	Diodes	SOD323	2
SOD	SOD-323	ST	SOD323	2

Type	MCC Package	Competitor	Competitor Package	Pins/ leads
SOD	SOD-323FH	Diodes	SOD323	2
SOD	SOD-323FH	ST	SOD323	2
SOD	SOD-323FL	Rohm	UMD2	2
SOD	SOD-323FL	Diodes	SOD323F	2
SOD	SOD-323HE	Rohm	TUMD2M	2
SOD	SOD-323HE	Diodes	PowerDI323	2
SOD	SOD-323HL	Diodes	SOD323	2
SOD	SOD-523	Nexperia	SC-79 (SOD523)	2
SOD	SOD-523	Rohm	EMD2	2
SOD	SOD-523	Toshiba	ESC/TESC	2
SOD	SOD-523	Onsemi	SOD-523	2
SOD	SOD-523	Renesas	UFP	2
SOD	SOD-523	Diodes	SOD523	2
SOD	SOD-523	ST	SOD-523	2
SOD	SOD-723	Rohm	VMT1D3	2
SOD	SOD-923	Rohm	VMN2M/VMN2	2
SOD	SOD-923	Diodes	SOD923	2
SOT	SOT-143	Nexperia	SOT143B	4
SOT	SOT-143	Toshiba	CP4	4
SOT	SOT-143	Renesas	MPAK-4R	4
SOT	SOT-143	Diodes	SOT143	4
SOT	SOT-223	Nexperia	SC-73 (SOT223)	4
SOT	SOT-223	Onsemi	SOT-223	4
SOT	SOT-223	Diodes	SOT223	4
SOT	SOT-23	Nexperia	SOT23	3
SOT	SOT-23	Rohm	SSD3/SST3	3
SOT	SOT-23	Toshiba	SOT23F	3
SOT	SOT-23	Onsemi	SOT-23	3
SOT	SOT-23	Renesas	MPAK	3
SOT	SOT-23	Diodes	SOT23	3
SOT	SOT-23	ST	SOT-23	3
SOT	SOT-23-3L	Diodes	SOT23F	3
SOT	SOT-23-3L	ST	SOT23-3L	3
SOT	SOT23-5L	Diodes	SOT25	5
SOT	SOT23-5L	ST	SOT23-5L	5
SOT	SOT23-6L	Diodes	SOT26	6
SOT	SOT23-6L	ST	SOT23-6L	6
SOT	SOT-323	Nexperia	SC-70 (SOT323)	3
SOT	SOT-323	Rohm	UMD3 UMT3	3
SOT	SOT-323	Onsemi	SC-70	3
SOT	SOT-323	Renesas	CMAK/CMPAK	3
SOT	SOT-323	Diodes	SOT323	3
SOT	SOT-323	ST	SOT323	3
SOT	SOT-353	Nexperia	TSSOP (SOT353)	5
SOT	SOT-353	Rohm	UMT5/UMD5	5
SOT	SOT-353	Onsemi	SC-88A	5

Package Cross-Reference List

Type	MCC Package	Competitor	Competitor Package	Pins/ leads
SOT	SOT-353	Renesas	CMPAK-5(T)	5
SOT	SOT-353	Diodes	SOT353	5
SOT	SOT-353	ST	SOT323-5L	5
SOT	SOT-363	Nexperia	TSSOP6(SOT363)	6
SOT	SOT-363	Rohm	UMT6/UMD6	6
SOT	SOT-363	Toshiba	US6	6
SOT	SOT-363	Onsemi	SC-88	6
SOT	SOT-363	Renesas	CMPAK-6	6
SOT	SOT-363	Diodes	SOT363	6
SOT	SOT-363	ST	SOT323-6L	6
SOT	SOT-523	Rohm	EMD3 EMT3	3
SOT	SOT-523	Diodes	SOT523	3
SOT	SOT-523	ST	SOT-523	3
SOT	SOT-563	Rohm	EMT6/EMD6	6
SOT	SOT-563	Diodes	SOT563	6
SOT	SOT-563	ST	SOT-666	6
SOT	SOT-723	Rohm	VMT3/VMD3	3
SOT	SOT-89	Nexperia	SOT89	4
SOT	SOT-89	Rohm	MPT3	4
SOT	SOT-89	Toshiba	PW-Mini	4
SOT	SOT-89	Onsemi	SOT-89	4
SOT	SOT-89	Renesas	UPAK (SOT89)	4
SOT	SOT-89	Diodes	SOT89	4
TO	D2PAK(TO-263)	Nexperia	SOT404	4
TO	D2PAK(TO-263)	Rohm	LPTS (D2PAK)	4
TO	D2PAK(TO-263)	Toshiba	D2PAK	4
TO	D2PAK(TO-263)	Onsemi	D2PAK	4
TO	D2PAK(TO-263)	Renesas	SMD TO-263	4
TO	D2PAK(TO-263)	Diodes	TO263AB	4
TO	D2PAK(TO-263)	ST	D2PAK	4
TO	DPAK(TO-252)	Nexperia	SOT428	4
TO	DPAK(TO-252)	Rohm	TO-252	4
TO	DPAK(TO-252)	Diodes	TO252	4
TO	DPAK(TO-252)	ST	DPAK	4
TO	TO-277	ST	PSMC (TO-277A)	2
DFN	DFN1006-2	Vishay	LLP1006-2M LLP1006-2L	2
DFN	DFN1006-2	Semtech	SLP1006P2	2
DFN	DFN1006-2L	Nexperia	DFN1006D-2 (SOD882D)	2
DFN	DFN1006-2L	Rohm	(VMN2)	2
DFN	DFN1006-2L	Toshiba	CTS2 (FSC)	2
DFN	DFN1006-2L	Onsemi	DSN2 1.0 x 0.6	2
DFN	DFN1006-2L	Infineon	TSLP-2-7/-17	2
DFN	DFN1006-2L	Diodes	X2-DFN1006-2	2
DFN	DFN1006-2L	ST	SOD882T	2
DFN	DFN1006-2L	Vishay	LLP1006-2L LLP1006-2M	2
DFN	DFN1006-2L	Semtech	SLP1006P2T	2

Package Outline

0201



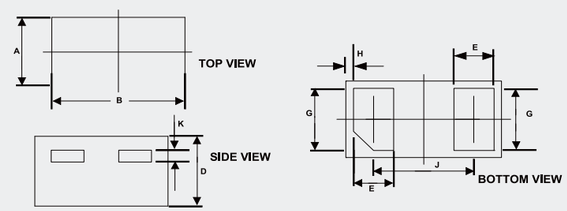

DIMENSIONS					
DIM	INCHES		MM		NOTE
	MIN	MAX	MIN	MAX	
A	0.011	0.015	0.270	0.370	
B	0.022	0.026	0.570	0.670	
D	0.011	0.013	0.275	0.340	
E	0.005	0.008	0.125	0.195	
G	0.009	0.012	0.225	0.295	
H	0.001		0.030		REF.
J	0.014	0.017	0.365	0.435	
K	0.002		0.050		REF.

0201-A



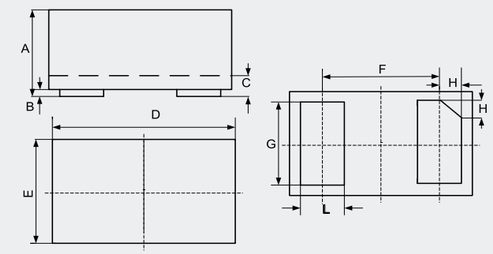

DIMENSIONS					
DIM	INCHES		MM		NOTE
	MIN	MAX	MIN	MAX	
A	0.009	0.013	0.23	0.33	
B	0.000	0.002	0.00	0.05	
C	0.005	0.007	0.12	0.18	
D	0.022	0.026	0.55	0.65	
E	0.010	0.014	0.25	0.35	
F	0.014		0.355		REF.
G	0.008	0.011	0.215	0.275	
H	0.003		0.079		REF.
L	0.006	0.009	0.16	0.22	

CSP0201



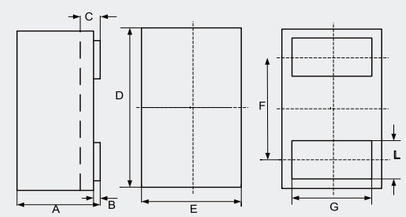

DIMENSIONS					
DIM	INCHES		MM		NOTE
	MIN	MAX	MIN	MAX	
A	0.008	0.013	0.21	0.33	
B	0.000	0.002	0.00	0.05	
C	0.005	0.007	0.12	0.18	
D	0.022	0.026	0.55	0.65	
E	0.010	0.014	0.25	0.35	
F	0.014		0.355		TYP.
G	0.008	0.011	0.215	0.28	
L	0.006	0.009	0.16	0.22	

CSP1006-2



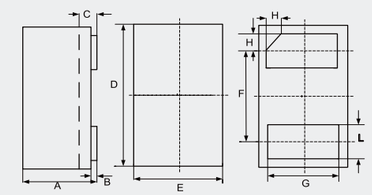

DIMENSIONS					
DIM	INCHES		MM		NOTE
	MIN	MAX	MIN	MAX	
A	0.018	0.022	0.45	0.55	
B	0.000	0.002	0.00	0.05	
C	0.005	0.007	0.12	0.18	
D	0.037	0.041	0.95	1.05	
E	0.022	0.026	0.55	0.65	
F	0.026		0.650		TYP.
G	0.018	0.022	0.45	0.55	
H	0.003	0.007	0.07	0.17	
L	0.008	0.012	0.20	0.30	

Package Outline

Package Outline

DFN1006-2

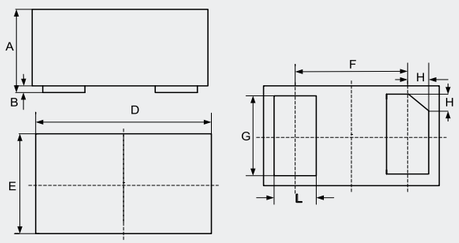

DIMENSIONS					
DIM	INCHES		MM		NOTE
	MIN	MAX	MIN	MAX	
A	0.013	0.022	0.34	0.55	
B	0.000	0.002	0.00	0.05	
D	0.037	0.043	0.95	1.08	
E	0.022	0.027	0.55	0.68	
F	0.026		0.650		REF.
G	0.016	0.024	0.40	0.60	
H	0.003	0.007	0.07	0.17	
L	0.008	0.012	0.20	0.30	

DFN1006-2L

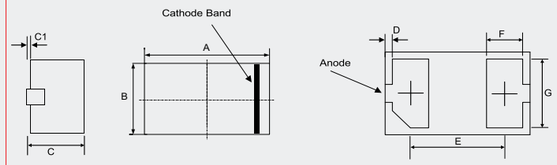

DIMENSIONS					
DIM	INCHES		MM		NOTE
	MIN	MAX	MIN	MAX	
A	0.037	0.041	0.95	1.05	
B	0.022	0.026	0.55	0.65	
C	0.016	0.020	0.40	0.50	
C1	---	0.002	----	0.05	
D	0.0004	0.004	0.01	0.09	
E	0.026		0.65		TYP.
F	0.008	0.012	0.20	0.30	
G	0.018	0.022	0.45	0.55	

DFN1006-3



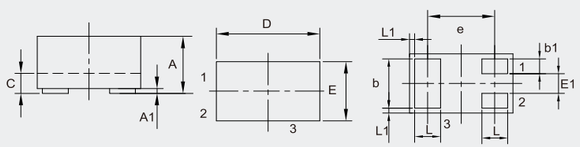

DIMENSIONS					
DIM	INCHES		MM		NOTE
	MIN	MAX	MIN	MAX	
A	0.018	0.022	0.45	0.55	
A1	0.000	0.002	0.00	0.05	
b	0.018	0.022	0.45	0.55	
b1	0.004	0.008	0.10	0.20	
c	0.005	0.007	0.12	0.18	
D	0.037	0.042	0.95	1.075	
E	0.022	0.026	0.55	0.675	
E1	0.006	0.010	0.15	0.25	
e	0.026		0.65		TYP.
L	0.008	0.012	0.20	0.30	
L1	0.0002		0.05		TYP.

DFN1308-5



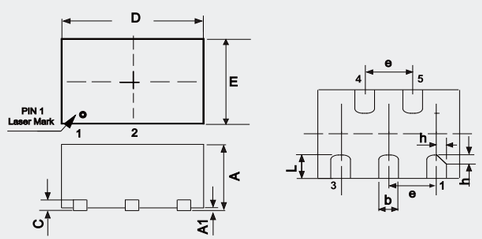

DIMENSIONS					
DIM	INCHES		MM		NOTE
	MIN	MAX	MIN	MAX	
A	0.015	0.020	0.40	0.50	
A1	0.000	0.002	0.00	0.05	
b	0.006	0.010	0.15	0.25	
C	0.005		0.127		TYP.
D	0.047	0.056	1.20	1.40	
E	0.028	0.036	0.70	0.90	
e	0.020		0.50		TYP.
h	0.004	0.006	0.10	0.15	
L	0.008	0.012	0.20	0.30	

M·C·C Micro Commercial Components
Package Outline

Package Outline

DFN1510-6

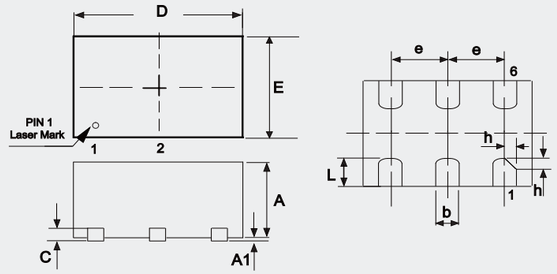

DIMENSIONS					
DIM	INCHES		MM		NOTE
	MIN	MAX	MIN	MAX	
A	0.020	0.024	0.50	0.60	
A1	0.000	0.002	0.00	0.05	
b	0.006	0.010	0.15	0.25	
C	0.006		0.15		TYP.
D	0.055	0.063	1.40	1.60	
E	0.035	0.043	0.90	1.10	
e	0.020		0.50		TYP.
h	0.004	0.006	0.10	0.15	
L	0.014	0.018	0.35	0.45	

DFN1608-2



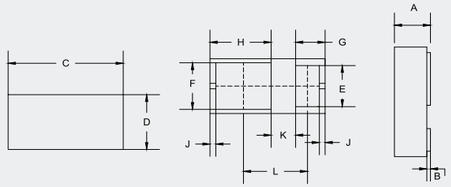

DIMENSIONS					
DIM	INCHES		MM		NOTE
	MIN	MAX	MIN	MAX	
A	0.018	0.022	0.45	0.55	
B	0.000	0.004	0.01	0.09	
C	0.061	0.065	1.55	1.65	
D	0.030	0.033	0.75	0.85	
E	0.020	0.027	0.52	0.68	
F	0.024	0.030	0.60	0.76	
G	0.016		0.41		REF.
H	0.033		0.85		REF.
J	0.003		0.08		REF.
K	0.013		0.34		REF.
L	0.035	0.039	0.90	1.00	

DFN1610-2



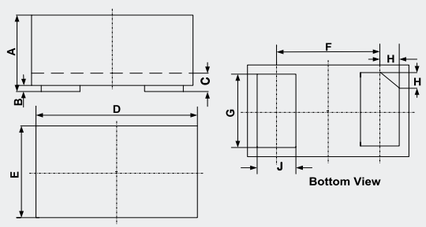

DIMENSIONS					
DIM	INCHES		MM		NOTE
	MIN	MAX	MIN	MAX	
A	0.018	0.022	0.45	0.55	
B	0.000	0.002	0.00	0.05	
C	0.004	0.008	0.10	0.20	
D	0.062	0.066	1.55	1.65	
E	0.038	0.042	0.95	1.05	
F	0.044		1.10		TYP.
G	0.030	0.034	0.75	0.85	
H	0.006	0.010	0.15	0.25	
J	0.014	0.018	0.35	0.45	

DFN1610-6



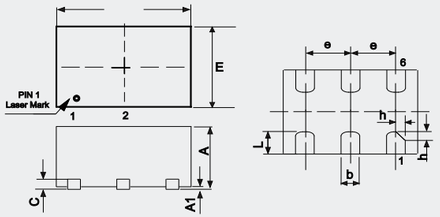

DIMENSIONS					
DIM	INCHES		MM		NOTE
	MIN	MAX	MIN	MAX	
A	0.028	0.032	0.70	0.80	
A1	0.000	0.002	0.00	0.05	
b	0.006	0.010	0.17	0.25	
c	0.006	0.010	0.15	0.25	
D	0.061	0.065	1.55	1.65	
E	0.035	0.043	0.90	1.10	
L	0.008	0.012	0.20	0.30	
e	0.020		0.50		TYP.
h	0.003	0.005	0.08	0.12	

Package Outline

Package Outline

DFN1616-6

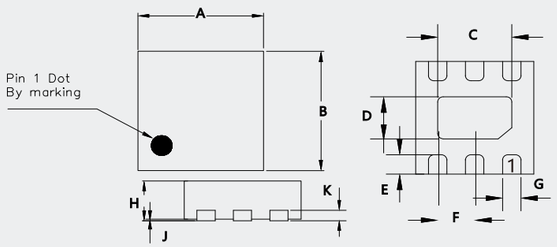

DIMENSIONS					
DIM	INCHES		MM		NOTE
	MIN	MAX	MIN	MAX	
A	0.061	0.065	1.55	1.65	
B	0.061	0.065	1.55	1.65	
C	0.035	0.041	0.90	1.05	
D	0.020	0.026	0.50	0.65	
E	0.008	0.012	0.20	0.30	
F	0.020		0.50		TYP.
G	0.008	0.012	0.20	0.30	
H	0.020	0.024	0.50	0.60	
J	0.000	0.002	0.00	0.05	
K	0.006		0.15		TYP.

DFN1616-6L



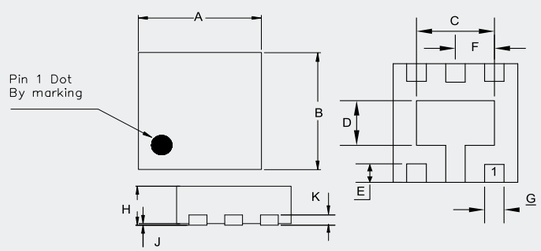

DIMENSIONS					
DIM	INCHES		MM		NOTE
	MIN	MAX	MIN	MAX	
A	0.061	0.065	1.55	1.65	
B	0.061	0.065	1.55	1.65	
C	0.034	0.043	0.85	1.10	
D	0.018	0.028	0.45	0.70	
E	0.008	0.012	0.20	0.30	
F	0.020		0.50		TYP.
G	0.008	0.012	0.20	0.30	
H	0.020	0.024	0.50	0.60	
J	0.000	0.002	0.00	0.05	
K	0.006		0.15		TYP.

DFN2020-3A



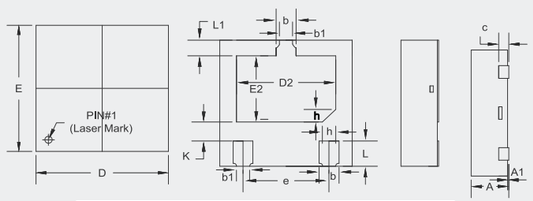

DIMENSIONS					
DIM	INCHES		MM		NOTE
	MIN	MAX	MIN	MAX	
A	0.020	0.024	0.50	0.60	
A1	0.000	0.002	0.00	0.05	
b	0.010	0.014	0.25	0.35	
b1	0.008		0.20		TYP.
c	0.006		0.15		TYP.
D	0.075	0.083	1.90	2.10	
D2	0.055	0.063	1.40	1.60	
e	0.051		1.30		TYP.
E	0.075	0.083	1.90	2.10	
E2	0.037	0.045	0.95	1.15	
L	0.014	0.018	0.35	0.45	
L1	0.008	0.012	0.20	0.30	
h	0.008		0.20		TYP.
K	0.008	0.016	0.20	0.40	

DFN2020-3L



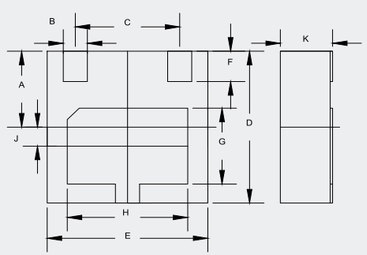

DIMENSIONS					
DIM	INCHES		MM		NOTE
	MIN	MAX	MIN	MAX	
A	0.037	0.041	0.950	1.050	
B	0.010	0.014	0.250	0.350	
C	0.051		1.30		TYP.
D	0.075	0.083	1.900	2.100	
E	0.075	0.083	1.900	2.100	
F	0.014	0.018	0.350	0.450	
G	0.035	0.043	0.900	1.100	
H	0.055	0.063	1.400	1.600	
J	0.008	0.012	0.200	0.300	
K	-	0.026	-	0.650	

Package Outline

Package Outline

DFN2020-6J

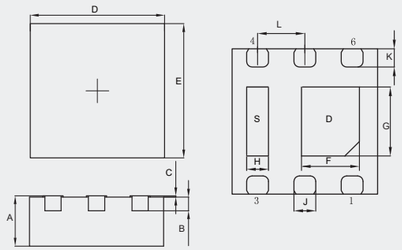

DIMENSIONS					
DIM	INCHES		MM		NOTE
	MIN	MAX	MIN	MAX	
A	0.030	0.034	0.750	0.850	
B	0.008		0.200		BSC.
C	0.000	0.004	0.000	0.100	
D	0.075	0.083	1.900	2.100	
E	0.075	0.083	1.900	2.100	
F	0.024	0.031	0.610	0.810	
G	0.028	0.036	0.710	0.910	
H	0.008	0.016	0.200	0.400	
J	0.008	0.016	0.200	0.400	
K	0.006	0.014	0.150	0.350	
L	0.026		0.650		BSC.

DFN2020-6JA

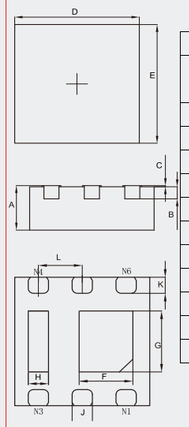

DIMENSIONS					
DIM	INCHES		MM		NOTE
	MIN	MAX	MIN	MAX	
A	0.028	0.032	0.700	0.800	
B	0.006		0.150		REF.
C	0.000	0.002	0.000	0.050	
D	0.077	0.081	1.950	2.050	
E	0.077	0.081	1.950	2.050	
F	0.024	0.031	0.610	0.810	
G	0.028	0.036	0.710	0.910	
H	0.008	0.016	0.200	0.400	
J	0.010	0.014	0.250	0.350	
K	0.008	0.012	0.200	0.300	
L	0.026		0.650		TYP.

DFN2020-6L



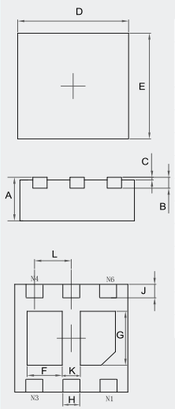

DIMENSIONS					
DIM	INCHES		MM		NOTE
	MIN	MAX	MIN	MAX	
A	0.030	0.034	0.750	0.850	
B	0.008		0.200		TYP.
C	0.000	0.002	0.000	0.050	
D	0.077	0.081	1.950	2.050	
E	0.077	0.081	1.950	2.050	
F	0.017	0.027	0.440	0.690	
G	0.033	0.043	0.840	1.090	
H	0.010	0.014	0.250	0.350	
J	0.007	0.015	0.175	0.375	
K	0.010	0.014	0.250	0.350	
L	0.026		0.650		TYP.

DFN2020-6LE

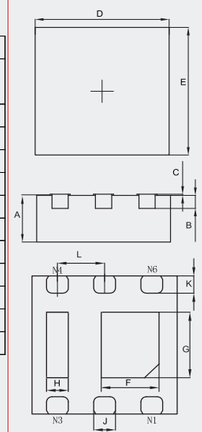

DIMENSIONS					
DIM	INCHES		MM		NOTE
	MIN	MAX	MIN	MAX	
A	0.028	0.035	0.700	0.900	
B	0.008		0.200		REF.
C	0.000	0.004	0.000	0.100	
D	0.075	0.083	1.900	2.100	
E	0.075	0.083	1.900	2.100	
F	0.024	0.031	0.610	0.810	
G	0.028	0.036	0.710	0.910	
H	0.008	0.016	0.200	0.400	
J	0.008	0.016	0.200	0.400	
K	0.006	0.014	0.150	0.350	
L	0.026		0.650		TYP.

Package Outline

DFN-10



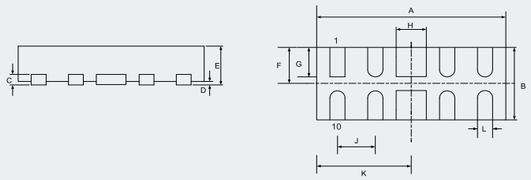

DIMENSIONS					
DIM	INCHES		MM		NOTE
	MIN	MAX	MIN	MAX	
A	0.094	0.102	2.40	2.60	
B	0.035	0.043	0.90	1.10	
C	0.005		0.13		TYP.
D	0.000	0.002	0.00	0.05	
E	0.020	0.026	0.50	0.65	
F	0.017	0.022	0.45	0.55	
G	0.012	0.017	0.30	0.425	
H	0.014	0.018	0.35	0.45	
J	0.020		0.50		TYP.
K	0.047	0.056	1.20	1.30	
L	0.006	0.010	0.15	0.25	

DFN2626-10



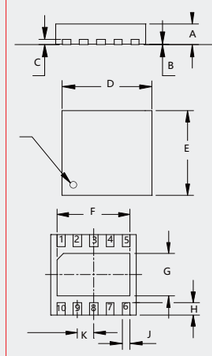

DIMENSIONS					
DIM	INCHES		MM		NOTE
	MIN	MAX	MIN	MAX	
A	0.020	0.024	0.50	0.60	
B	0.000	0.002	0.00	0.05	
C	0.007		0.17		TYP.
D	0.098	0.106	2.50	2.70	
E	0.098	0.106	2.50	2.70	
F	0.079	0.089	2.00	2.25	
G	0.044	0.054	1.11	1.36	
H	0.012	0.016	0.30	0.40	
J	0.008	0.012	0.20	0.30	
K	0.020		0.50		TYP.

DFN3333



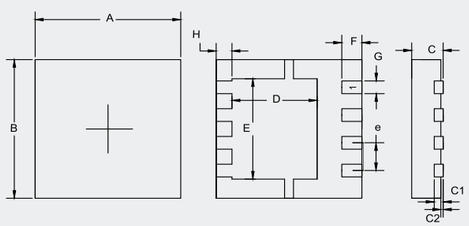

DIMENSIONS					
DIM	INCHES		MM		NOTE
	MIN	MAX	MIN	MAX	
A	0.126	0.130	3.20	3.30	
B	0.126	0.130	3.20	3.30	
C	0.030	0.033	0.75	0.85	
C1	0.007	0.009	0.18	0.22	
C2	---	0.002	---	0.05	
D	0.071	0.079	1.80	2.00	
E	0.087	0.098	2.20	2.50	
F	0.016	0.020	0.40	0.50	
G	0.010	0.014	0.25	0.35	
H	0.012	0.016	0.30	0.40	
e	0.024	0.028	0.60	0.70	

DFN3333-8



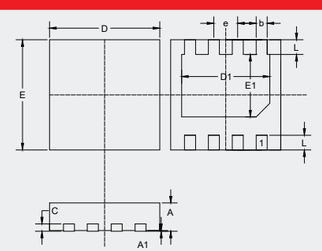

DIMENSIONS					
DIM	INCHES		MM		NOTE
	MIN	MAX	MIN	MAX	
A	0.028	0.031	0.70	0.80	
A1	0.000	0.002	0.00	0.05	
C	0.008		0.20		TYP.
b	0.010	0.014	0.25	0.35	
D	0.130		3.30		TYP.
E	0.130		3.30		TYP.
e	0.026		0.65		TYP.
D1	0.100	0.110	2.55	2.80	
E1	0.065	0.074	1.64	1.89	
L	0.013	0.021	0.325	0.525	

Package Outline

DFN3333-D



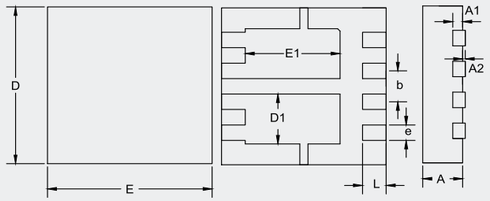

DIMENSIONS					
DIM	INCHES		MM		NOTE
	MIN	MAX	MIN	MAX	
A	0.030	0.033	0.750	0.850	
A1	0.008		0.200		TYP
A2	-	0.002	-	0.050	
D	0.128	0.132	3.250	3.350	
E	0.128	0.132	3.250	3.350	
D1	0.039	0.043	1.000	1.100	
E1	0.073	0.077	1.850	1.950	
b	0.026		0.650		BSC
e	0.012	0.014	0.300	0.350	
L	0.017	0.021	0.425	0.525	

DFN4120-10



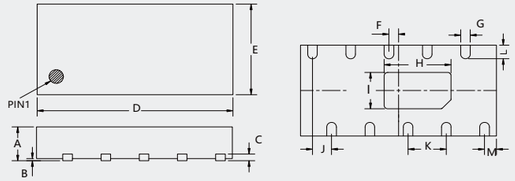

DIMENSIONS					
DIM	INCHES		MM		NOTE
	MIN	MAX	MIN	MAX	
A	0.020	0.024	0.50	0.60	
B	0.000	0.002	0.00	0.05	
C	0.006		0.150		TYP.
D	0.162	0.166	4.05	4.15	
E	0.075	0.082	1.95	2.05	
F	0.008		0.200		TYP.
G	0.006	0.010	0.15	0.25	
H	0.050	0.060	1.25	1.50	
I	0.026	0.036	0.65	0.90	
J	0.016		0.40		TYP.
K	0.032		0.80		TYP.
L	0.008	0.016	0.20	0.40	
M	0.010		0.25		TYP.

DFN5060

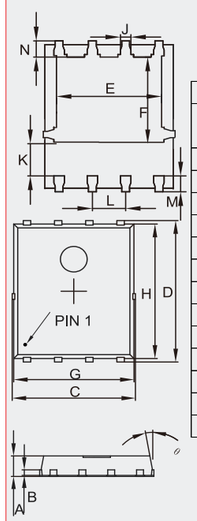

DIMENSIONS					
DIM	INCHES		MM		NOTE
	MIN	MAX	MIN	MAX	
A	0.031	0.047	0.80	1.20	
B	0.010		0.254		TYP.
C	0.193	0.222	4.90	5.64	
D	0.232	0.250	5.90	6.35	
E	0.148	0.167	3.75	4.25	
F	0.126	0.154	3.20	3.92	
G	0.189	0.213	4.80	5.40	
H	0.222	0.239	5.65	6.06	
K	0.045	0.059	1.15	1.50	
J	0.012	0.020	0.30	0.50	
L	0.046	0.054	1.17	1.37	
M	0.012	0.028	0.30	0.71	
N	0.016	0.028	0.40	0.71	

DFN5060-8D



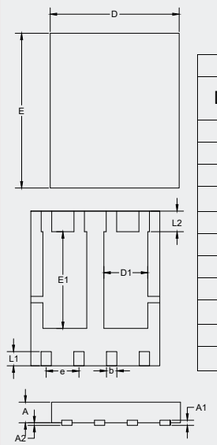

DIMENSIONS					
DIM	INCHES		MM		NOTE
	MIN	MAX	MIN	MAX	
D	0.193	0.201	4.90	5.10	
E	0.232	0.240	5.90	6.10	
A	0.028	0.035	0.70	0.90	
A1	0.008		0.20		BSC
A2	0.000	0.004	0.00	0.10	
D1	0.063	0.071	1.60	1.80	
E1	0.144	0.152	3.65	3.85	
L1	0.018	0.026	0.45	0.65	
L2	0.031		0.80		BSC
b	0.012	0.020	0.30	0.50	
e	0.050		1.27		BSC

Package Outline

DFN8080A



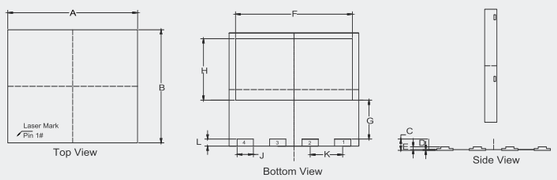

DIMENSIONS					
DIM	INCHES		MM		NOTE
	MIN	MAX	MIN	MAX	
A	0.311	0.319	7.90	8.10	
B	0.311	0.319	7.90	8.10	
C	0.030	0.037	0.75	0.95	
D	0.000	0.002	0.00	0.05	
E	0.004	0.012	0.10	0.30	
F	0.280	0.287	7.10	7.30	
G	0.104	0.112	2.65	2.85	
H	0.167	0.175	4.25	4.45	
J	0.035	0.043	0.90	1.10	
K	0.079		2.00		BSC
L	0.016	0.024	0.40	0.60	

D²-PAK

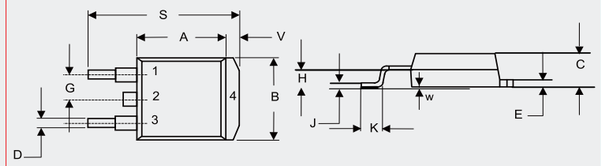

DIMENSIONS					
DIM	INCHES		MM		NOTE
	MIN	MAX	MIN	MAX	
A	0.331	0.370	8.40	9.40	
B	0.378	0.417	9.60	10.60	
C	0.165	0.189	4.20	4.80	
D	0.027	0.037	0.68	0.94	
E	0.045	0.055	1.14	1.40	
G	0.010		2.54		TYP.
H	0.096	0.134	2.43	3.40	
J	0.011	0.025	0.28	0.64	
K	0.071	0.131	1.80	3.32	
S	0.575	0.625	14.60	15.87	
V	0.042	0.058	1.07	1.47	
W	0.000	0.010	0.00	0.25	

DPAK



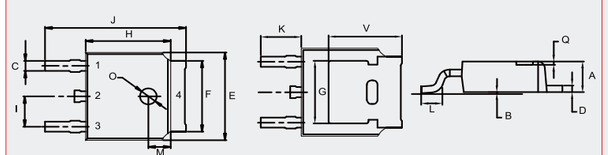

DIMENSIONS					
DIM	INCHES		MM		NOTE
	MIN	MAX	MIN	MAX	
A	0.087	0.094	2.20	2.40	
B	0.000	0.005	0.00	0.13	
C	0.026	0.034	0.66	0.86	
D	0.018	0.023	0.46	0.58	
E	0.256	0.264	6.50	6.70	
F	0.201	0.215	5.10	5.46	
G	0.190		4.83		TYP.
H	0.236	0.244	6.00	6.20	
I	0.086	0.094	2.18	2.39	
J	0.386	0.409	9.80	10.40	
K	0.114		2.90		TYP.
L	0.055	0.067	1.40	1.70	
M	0.063		1.60		TYP.
O	0.043	0.051	1.10	1.30	
Q	0.000	0.012	0.00	0.30	
V	0.211		5.35		TYP.

DO-218AB



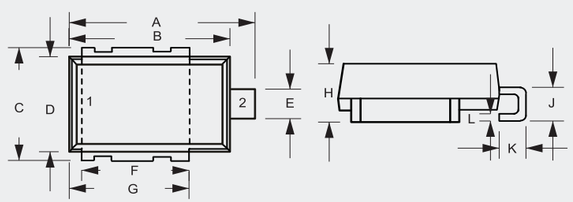

DIMENSIONS					
DIM	INCHES		MM		NOTE
	MIN	MAX	MIN	MAX	
A	0.590	0.630	15.00	16.00	
B	0.524	0.539	13.30	13.70	
C	0.374	0.413	9.50	10.50	
D	0.323	0.339	8.20	8.60	
E	0.091	0.114	2.30	2.90	
F	0.343	0.366	8.70	9.30	
G	0.382	0.406	9.70	10.30	
H	0.189	0.205	4.80	5.20	
J	0.098	0.138	2.50	3.50	
K	0.067	0.106	1.70	2.70	
L	0.020	0.028	0.50	0.70	

Package Outline

DO-221AC



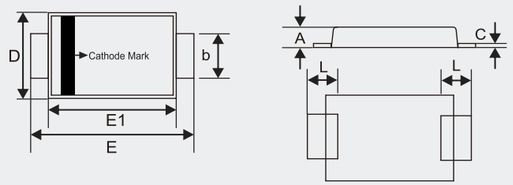

DIMENSIONS					
DIM	INCHES		MM		NOTE
	MIN	MAX	MIN	MAX	
A	0.035	0.049	0.90	1.25	
B	0.049	0.065	1.25	1.65	
C	0.004	0.016	0.10	0.40	
D	0.089	0.116	2.25	2.95	
E	0.173	0.220	4.40	5.60	
E1	0.126	0.181	3.20	4.60	
L	0.020	0.059	0.50	1.50	

SMA



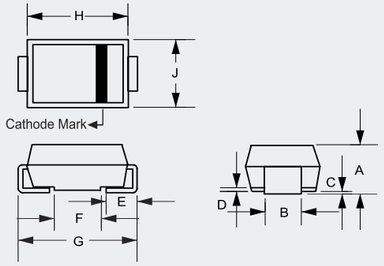

DIMENSIONS					
DIM	INCHES		MM		NOTE
	MIN	MAX	MIN	MAX	
A	0.075	0.096	1.90	2.44	
B	0.050	0.064	1.27	1.63	
C	0.002	0.008	0.051	0.203	
D	---	0.020	---	0.51	
E	0.030	0.060	0.76	1.52	
F	0.065	0.091	1.65	2.32	
G	0.189	0.220	4.80	5.59	
H	0.157	0.187	4.00	4.75	
J	0.090	0.115	2.25	2.92	

SMB



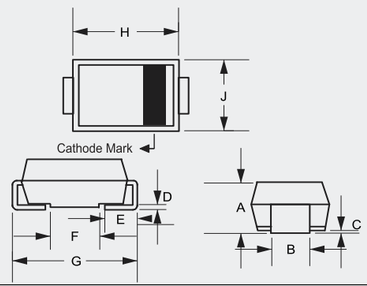

DIMENSIONS					
DIM	INCHES		MM		NOTE
	MIN	MAX	MIN	MAX	
A	0.079	0.103	2.00	2.62	
B	0.075	0.087	1.91	2.21	
C	0.002	0.008	0.05	0.20	
D	0.006	0.012	0.15	0.31	
E	0.030	0.060	0.76	1.52	
F	0.065	0.091	1.65	2.32	
G	0.200	0.220	5.08	5.59	
H	0.160	0.191	4.06	4.85	
J	0.130	0.155	3.30	3.94	

SMBF



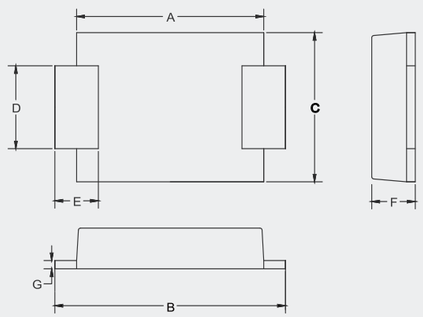

DIMENSIONS					
DIM	INCHES		MM		NOTE
	MIN	MAX	MIN	MAX	
A	0.150	0.165	3.80	4.20	
B	0.197	0.213	5.00	5.40	
C	0.130	0.146	3.30	3.70	
D	0.073	0.085	1.85	2.15	
E	0.018	0.037	0.45	0.95	
F	0.045	0.055	1.15	1.40	
G	0.008	0.014	0.20	0.35	

Package Outline

Package Outline

SMC



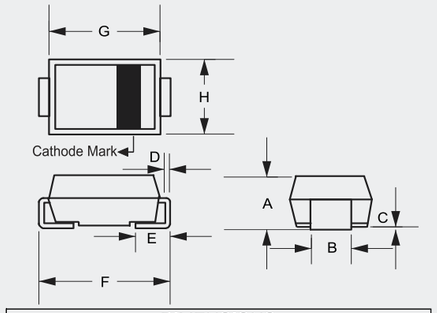

DIMENSIONS					
DIM	INCHES		MM		NOTE
	MIN	MAX	MIN	MAX	
A	0.079	0.103	2.00	2.62	
B	0.108	0.128	2.75	3.25	
C	0.002	0.008	0.051	0.203	
D	0.006	0.012	0.152	0.305	
E	0.030	0.060	0.76	1.52	
F	0.305	0.320	7.75	8.13	
G	0.260	0.280	6.60	7.11	
H	0.220	0.245	5.59	6.22	

SME



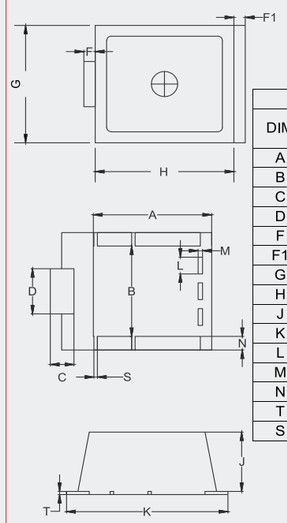

DIMENSIONS					
DIM	INCHES		MM		NOTE
	MIN	MAX	MIN	MAX	
A	0.518	0.542	13.16	13.76	
B	0.415	0.435	10.55	11.05	
C	0.098	0.114	2.50	2.90	
D	0.203	0.222	5.15	5.65	
F	0.047	0.055	1.20	1.40	
F1	0.047	0.055	1.20	1.40	
G	0.530	0.575	13.45	14.60	
H	0.610	0.632	15.50	16.05	
J	0.273	0.285	6.94	7.24	
K	0.713	0.728	18.10	18.50	
L	0.075	0.083	1.90	2.10	
M	0.016	0.024	0.40	0.60	
N	0.055	0.063	1.40	1.60	
T	0.013	0.017	0.33	0.43	
S	0.014	0.018	0.35	0.45	

SMG



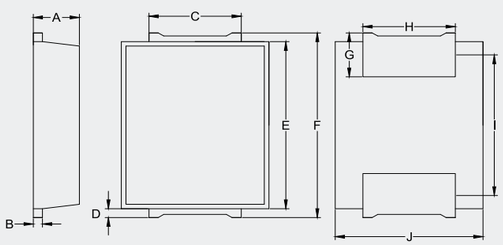

DIMENSIONS					
DIM	INCHES		MM		NOTE
	MIN	MAX	MIN	MAX	
A	0.096	0.100	2.45	2.55	
B	0.018	0.022	0.45	0.55	
C	0.193	0.201	4.90	5.10	
D	0.016	0.024	0.40	0.60	
E	0.370	0.378	9.40	9.60	
F	0.406	0.421	10.30	10.70	
G	0.094	0.102	2.40	2.60	
H	0.193	0.201	4.90	5.10	
J	0.311	0.319	7.90	8.10	
I	0.311	0.319	7.90	8.10	

SOD-123



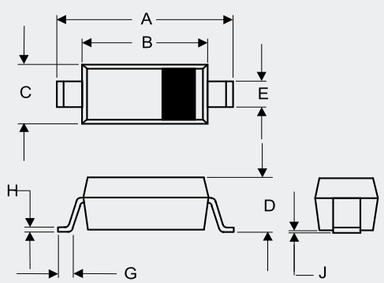

DIMENSIONS					
DIM	INCHES		MM		NOTE
	MIN	MAX	MIN	MAX	
A	0.140	0.152	3.55	3.85	
B	0.100	0.112	2.55	2.85	
C	0.055	0.071	1.40	1.80	
D	---	0.053	---	1.35	
E	0.018	0.026	0.45	0.65	
G	0.006	----	0.15	----	
H	---	0.010	---	0.25	
J	---	0.006	---	0.15	

Package Outline

Package Outline

SOD-123FL

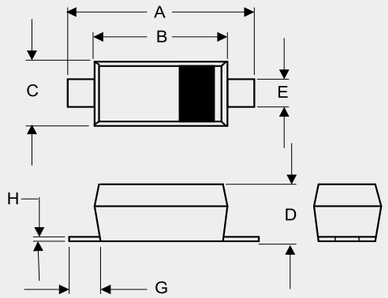

DIMENSIONS					
DIM	INCHES		MM		NOTE
	MIN	MAX	MIN	MAX	
A	0.130	0.152	3.30	3.85	
B	0.100	0.122	2.55	3.10	
C	0.055	0.075	1.40	1.90	
D	0.035	0.053	0.90	1.35	
E	0.020	0.041	0.50	1.05	
G	0.010	----	0.25	----	
H	---	0.010	---	0.25	

SOD-123HE1



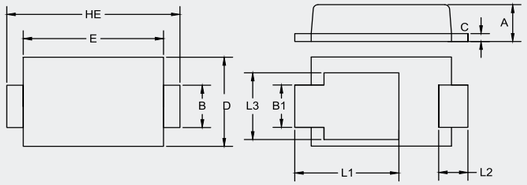

DIMENSIONS					
DIM	INCHES		MM		NOTE
	MIN	MAX	MIN	MAX	
A	0.030	0.035	0.75	0.90	
B	0.033	0.041	0.85	1.05	
B1	0.033	0.041	0.85	1.05	
C	0.004	0.010	0.10	0.25	
D	0.075	0.083	1.90	2.10	
E	0.114	0.122	2.90	3.10	
L1	0.079	0.096	2.00	2.45	
L2	0.016	0.033	0.40	0.85	
L3	0.051	0.067	1.30	1.70	
HE	0.138	0.154	3.50	3.90	

SOD-123TFL



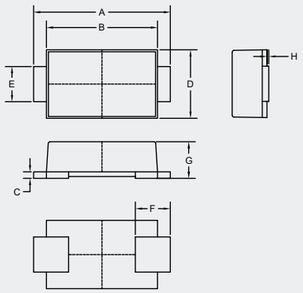

DIMENSIONS					
DIM	INCHES		MM		NOTE
	MIN	MAX	MIN	MAX	
A	0.138	0.154	3.50	3.90	
B	0.114	0.122	2.90	3.10	
C	0.004	0.010	0.10	0.25	
D	0.067	0.079	1.70	2.00	
E	0.033	0.041	0.85	1.05	
F	0.017	0.033	0.43	0.83	
G	0.035	0.043	0.90	1.08	
H	0.000	0.004	0.00	0.10	

SOD-323



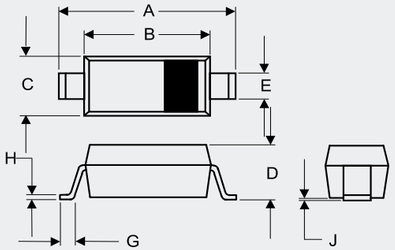

DIMENSIONS					
DIM	INCHES		MM		NOTE
	MIN	MAX	MIN	MAX	
A	0.090	0.107	2.30	2.70	
B	0.063	0.071	1.60	1.80	
C	0.045	0.053	1.15	1.35	
D	0.031	0.045	0.80	1.15	
E	0.010	0.016	0.25	0.40	
G	0.004	0.018	0.10	0.45	
H	0.004	0.010	0.10	0.25	
J	----	0.006	-----	0.15	

Package Outline

SOD-323FL



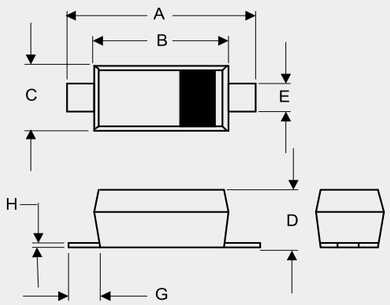

DIMENSIONS					
DIM	INCHES		MM		NOTE
	MIN	MAX	MIN	MAX	
A	0.090	0.107	2.30	2.70	
B	0.063	0.078	1.60	1.95	
C	0.045	0.053	1.15	1.35	
D	0.024	0.035	0.60	0.90	
E	0.010	0.016	0.25	0.40	
G	0.016		0.40		TYP.
H	0.002	0.008	0.05	0.21	

SOD-323HE



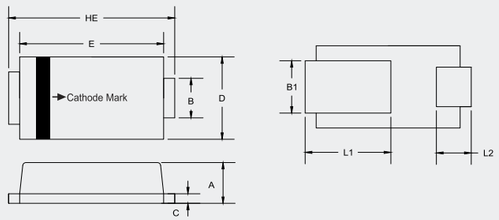

DIMENSIONS					
DIM	INCHES		MM		NOTE
	MIN	MAX	MIN	MAX	
A	0.022	0.030	0.550	0.750	
B	0.021	0.029	0.530	0.730	
B1	0.028	0.036	0.720	0.920	
C	0.004	0.010	0.100	0.250	
D	0.047	0.055	1.200	1.400	
E	0.081	0.089	2.050	2.250	
L1	0.047	0.055	1.200	1.400	
L2	0.016	0.024	0.400	0.600	
HE	0.094	0.102	2.400	2.600	

SOD-323HL



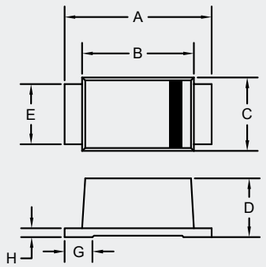

DIMENSIONS					
DIM	INCHES		MM		NOTE
	MIN	MAX	MIN	MAX	
A	0.091	0.106	2.30	2.70	
B	0.067	0.083	1.70	2.10	
C	0.041	0.057	1.05	1.45	
D	0.031	0.047	0.80	1.20	
E	0.035	0.045	0.90	1.15	
G	0.010	0.028	0.25	0.70	
H	0.002	0.010	0.05	0.25	

SOD-523



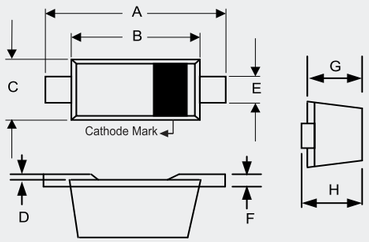

DIMENSIONS					
DIM	INCHES		MM		NOTE
	MIN	MAX	MIN	MAX	
A	0.059	0.067	1.50	1.70	
B	0.043	0.051	1.10	1.30	
C	0.030	0.033	0.75	0.85	
D	0.000	0.003	0.00	0.07	
E	0.010	0.014	0.25	0.35	
F	0.003	0.008	0.08	0.20	
G	0.020	0.026	0.50	0.65	
H	0.020	0.026	0.50	0.65	

Package Outline

SOD-923



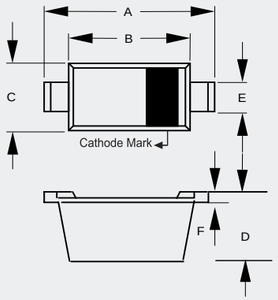

DIMENSIONS					
DIM	INCHES		MM		NOTE
	MIN	MAX	MIN	MAX	
A	0.037	0.041	0.95	1.05	
B	0.030	0.033	0.75	0.85	
C	0.022	0.026	0.55	0.65	
D	0.014	0.017	0.36	0.43	
E	0.006	0.010	0.15	0.25	
F	0.003	0.007	0.07	0.17	

SOP-8



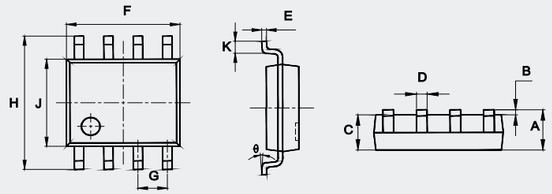

DIMENSIONS					
DIM	INCHES		MM		NOTE
	MIN	MAX	MIN	MAX	
A	0.053	0.069	1.35	1.75	
B	0.004	0.010	0.10	0.25	
C	0.053	0.061	1.35	1.55	
D	0.013	0.020	0.33	0.51	
E	0.007	0.010	0.17	0.25	
F	0.185	0.200	4.70	5.10	
G	0.050		1.270		TYP.
H	0.228	0.244	5.80	6.20	
J	0.150	0.157	3.80	4.00	
K	0.016	0.050	0.40	1.27	
θ	0°	8°	0°	8°	

SOT-143



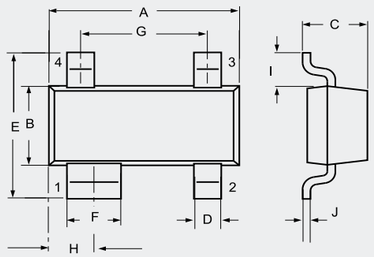

DIMENSIONS					
DIM	INCHES		MM		NOTE
	MIN	MAX	MIN	MAX	
A	0.110	0.120	2.80	3.04	
B	0.047	0.055	1.20	1.39	
C	0.031	0.048	0.80	1.22	
D	0.011	0.020	0.30	0.51	
E	0.082	0.104	2.10	2.64	
F	0.029	0.037	0.76	0.94	
G	0.070	0.080	1.78	2.03	
H	0.028	0.033	0.72	0.83	
I	0.015	0.024	0.40	0.60	
J	0.003	0.008	0.08	0.20	

SOT-223



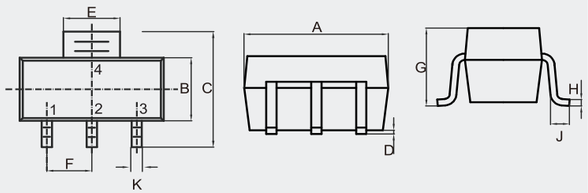

DIMENSIONS					
DIM	INCHES		MM		NOTE
	MIN	MAX	MIN	MAX	
A	0.248	0.264	6.30	6.70	
B	0.130	0.146	3.30	3.70	
C	0.264	0.287	6.70	7.30	
D	0.001	0.004	0.02	0.10	
E	0.114	0.122	2.90	3.10	
F	0.091		2.30		TYP.
G	---	0.071	---	1.80	
H	0.009	0.014	0.23	0.35	
J	0.030	---	0.75	---	
K	0.026	0.033	0.66	0.84	

Package Outline

SOT-23



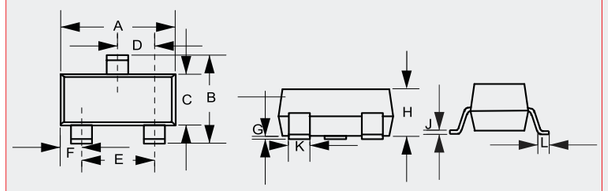

DIMENSIONS					
DIM	INCHES		MM		NOTE
	MIN	MAX	MIN	MAX	
A	0.110	0.120	2.80	3.04	
B	0.083	0.104	2.10	2.64	
C	0.047	0.055	1.20	1.40	
D	0.034	0.041	0.85	1.05	
E	0.067	0.083	1.70	2.10	
F	0.018	0.024	0.45	0.60	
G	0.0004	0.006	0.01	0.15	
H	0.035	0.043	0.90	1.10	
J	0.003	0.007	0.08	0.18	
K	0.012	0.020	0.30	0.51	
L	0.007	0.020	0.20	0.50	

SOT-23-3L

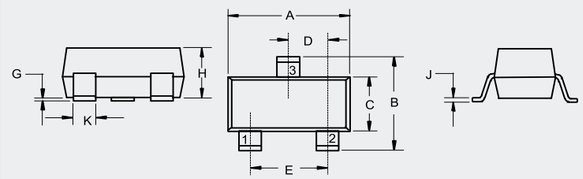

DIMENSIONS					
DIM	INCHES		MM		NOTE
	MIN	MAX	MIN	MAX	
A	0.113	0.117	2.87	2.97	
B	0.108	0.112	2.75	2.85	
C	0.061	0.065	1.55	1.65	
D	0.036	0.038	0.914	0.965	
E	0.073	0.077	1.85	1.95	
G	0.0016	0.0039	0.04	0.100	
H	0.044	0.049	1.12	1.25	
J	0.006	0.007	0.14	0.17	
K	0.013	0.015	0.34	0.37	

SOT23-6L

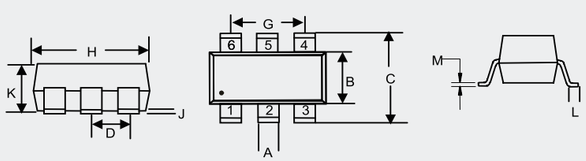

DIMENSIONS					
DIM	INCHES		MM		NOTE
	MIN	MAX	MIN	MAX	
A	0.012	0.020	0.30	0.50	
B	0.051	0.070	1.30	1.80	
C	0.087	0.126	2.20	3.20	
D	0.037		0.95		TYP.
G	0.074		1.90		TYP.
H	0.106	0.122	2.70	3.10	
J	0.002	0.006	0.05	0.15	
K	0.030	0.051	0.75	1.30	
L	0.012	0.024	0.30	0.60	
M	0.003	0.008	0.08	0.22	

SOT-323

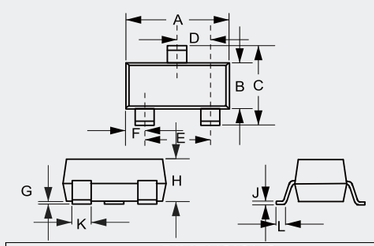

DIMENSIONS					
DIM	INCHES		MM		NOTE
	MIN	MAX	MIN	MAX	
A	0.071	0.087	1.80	2.20	
B	0.045	0.053	1.15	1.35	
C	0.083	0.096	2.10	2.45	
D	0.026		0.65		TYP.
E	0.047	0.055	1.20	1.40	
F	0.012	0.016	0.30	0.40	
G	0.000	0.004	0.00	0.10	
H	0.035	0.044	0.90	1.10	
J	0.002	0.010	0.05	0.25	
K	0.006	0.016	0.15	0.40	
L	0.010	0.018	0.26	0.46	

Package Outline

SOT-363



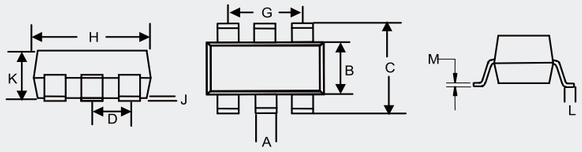

DIMENSIONS					
DIM	INCHES		MM		NOTE
	MIN	MAX	MIN	MAX	
A	0.006	0.014	0.15	0.35	
B	0.045	0.053	1.15	1.35	
C	0.079	0.096	2.00	2.45	
D	0.026		0.65		TYP.
G	0.047	0.055	1.20	1.40	
H	0.071	0.087	1.80	2.20	
J	----	0.004	----	0.10	
K	0.031	0.043	0.80	1.10	
L	0.010	0.018	0.26	0.46	
M	0.003	0.006	0.08	0.15	

SOT-523

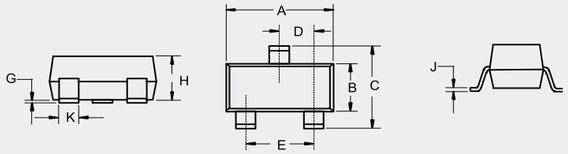

DIMENSIONS					
DIM	INCHES		MM		NOTE
	MIN	MAX	MIN	MAX	
A	0.059	0.067	1.50	1.70	
B	0.030	0.033	0.75	0.85	
C	0.057	0.069	1.45	1.75	
D	0.020		0.50		TYP.
E	0.035	0.043	0.90	1.10	
G	0.000	0.004	0.00	0.10	
H	0.028	0.031	0.70	0.80	
J	0.004	0.008	0.10	0.20	
K	0.006	0.014	0.15	0.35	

SOT-563



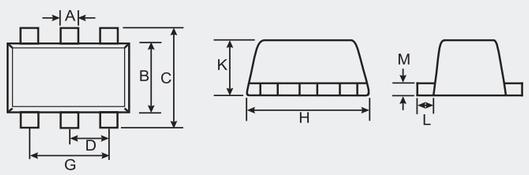

DIMENSIONS					
DIM	INCHES		MM		NOTE
	MIN	MAX	MIN	MAX	
A	0.006	0.011	0.15	0.30	
B	0.043	0.051	1.10	1.30	
C	0.059	0.067	1.50	1.70	
D	0.020		0.50		TYP.
G	0.035	0.043	0.90	1.10	
H	0.059	0.067	1.50	1.70	
K	0.020	0.023	0.52	0.60	
L	0.004	0.011	0.10	0.30	
M	0.004	0.007	0.10	0.18	

SOT-723

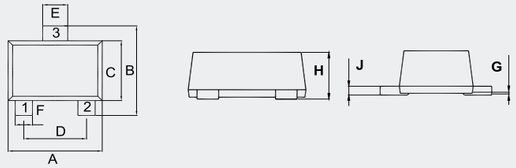

DIMENSIONS					
DIM	INCHES		MM		NOTE
	MIN	MAX	MIN	MAX	
A	0.043	0.051	1.10	1.30	
B	0.043	0.051	1.10	1.30	
C	0.028	0.035	0.70	0.90	
D	0.031		0.80		TYP.
E	0.009	0.017	0.22	0.42	
F	0.005	0.013	0.12	0.32	
G	0.000	0.002	0.00	0.05	
H	0.017	0.021	0.43	0.54	
J	0.003	0.006	0.08	0.15	

Package Outline

SOT-89



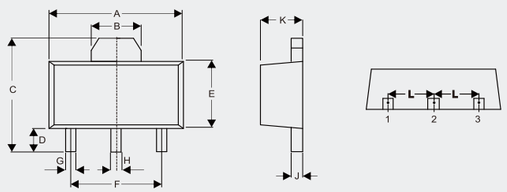

DIMENSIONS					
DIM	INCHES		MM		NOTE
	MIN	MAX	MIN	MAX	
A	0.169	0.185	4.30	4.70	
B	0.061		1.55		TYP.
C	0.154	0.171	3.91	4.35	
D	0.031	0.047	0.80	1.20	
E	0.089	0.104	2.25	2.65	
F	0.118		3.00		TYP.
G	0.013	0.020	0.33	0.52	
H	0.015	0.021	0.38	0.53	
J	0.014	0.017	0.35	0.44	
K	0.055	0.063	1.40	1.60	
L	0.059		1.50		TYP.

TO-277



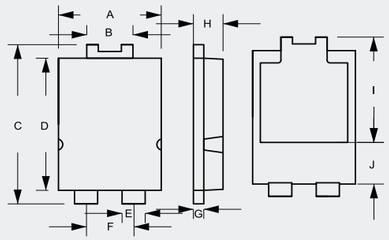

DIMENSIONS					
DIM	INCHES		MM		NOTE
	MIN	MAX	MIN	MAX	
A	0.154	0.161	3.90	4.10	
B	0.067	0.075	1.70	1.90	
C	0.252	0.260	6.40	6.60	
D	0.209	0.217	5.30	5.50	
E	0.031	0.039	0.80	1.00	
F	0.071	0.075	1.80	1.90	
G	0.014	0.018	0.35	0.45	
H	0.043	0.047	1.10	1.20	
I	0.161	0.177	4.10	4.50	
J	0.059	0.075	1.50	1.90	

SDB-1



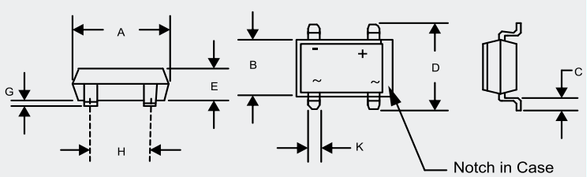

DIMENSIONS					
DIM	INCHES		MM		NOTE
	MIN	MAX	MIN	MAX	
A	0.316	0.335	8.05	8.51	
B	0.245	0.255	6.20	6.50	
C	0.040	0.060	1.02	1.50	
D	0.360	0.410	9.40	10.40	
E	0.102	0.130	2.60	3.30	
G	0.003	0.013	0.076	0.33	
H	0.195	0.205	5.00	5.20	
K	0.038	0.047	1.00	1.20	

DB-1



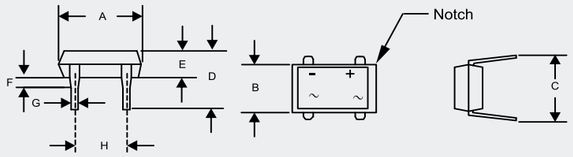

DIMENSIONS					
DIM	INCHES		MM		NOTE
	MIN	MAX	MIN	MAX	
A	0.316	0.335	8.05	8.51	
B	0.245	0.255	6.20	6.50	
C	0.300	0.350	7.60	8.90	
D	0.236	0.299	6.01	7.60	
E	0.102	0.130	2.60	3.30	
F	0.060		1.50		TYP.
G	0.016	0.022	0.41	0.56	TYP.
H	0.195	0.205	5.00	5.20	

Package Outline

DBL-1

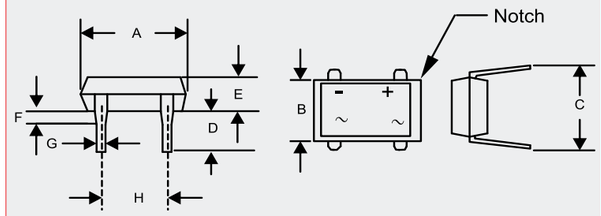

DIMENSIONS					
DIM	INCHES		MM		NOTE
	MIN	MAX	MIN	MAX	
A	0.316	0.335	8.05	8.51	
B	0.245	0.255	6.20	6.50	
C	0.300	0.350	7.60	8.90	
D	0.150	0.185	3.81	4.69	
E	0.093	0.096	2.35	2.45	
F	0.050	0.080	1.27	2.03	
G	0.018	0.023	0.46	0.56	
H	0.195	0.205	5.00	5.20	

SDBL-1



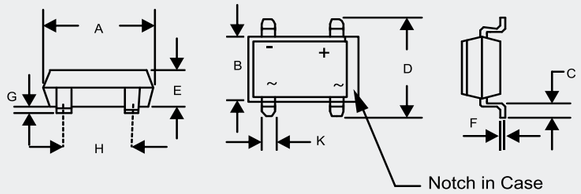

DIMENSIONS					
DIM	INCHES		MM		NOTE
	MIN	MAX	MIN	MAX	
A	0.320	0.335	8.12	8.51	
B	0.244	0.256	6.20	6.50	
C	0.040	0.060	1.02	1.53	
D	0.366	0.413	9.30	10.50	
E	0.093	0.096	2.35	2.45	
F	0.006	0.013	0.15	0.33	
G	0.003	0.013	0.076	0.33	
H	0.195	0.205	5.00	5.20	
K	0.037	0.047	0.95	1.20	

LMBS-1



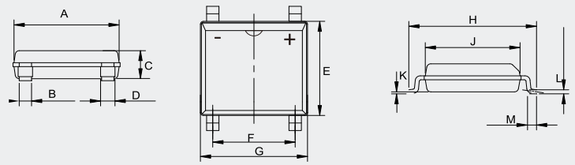

DIMENSIONS					
DIM	INCHES		MM		NOTE
	MIN	MAX	MIN	MAX	
A	0.197	0.205	4.90	5.20	
B	0.024		0.60		
C	---	0.059	---	1.50	
D	0.024	0.032	0.60	0.80	
E	---	0.189	---	4.80	
F	0.150	0.165	3.80	4.20	
G	---	0.209	---	5.30	
H	0.236	0.252	6.00	6.60	
J	0.177	0.185	4.30	4.70	
K	0.0009	0.004	0.02	0.21	
L	0.006	0.012	0.15	0.30	
M	0.017	0.031	0.25	0.80	

MBLS-1



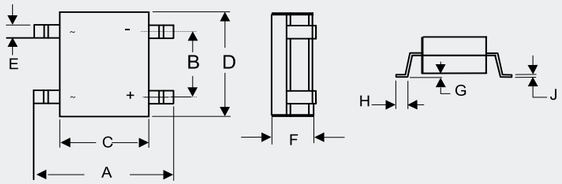

DIMENSIONS					
DIM	INCHES		MM		NOTE
	MIN	MAX	MIN	MAX	
A	0.252	0.283	6.40	7.20	
B	0.087	0.102	2.20	2.60	
C	0.142	0.193	3.60	4.90	
D	0.177	0.200	4.55	5.10	
E	0.022	0.033	0.55	0.84	
F	0.045	0.063	1.15	1.60	
G	0.000	0.008	0.00	0.20	
H	0.016	0.043	0.40	1.10	
J	0.004	0.016	0.10	0.35	

Package Outline

Package Outline

M·C·C Micro Commercial Components

Package Outline

MBS-1



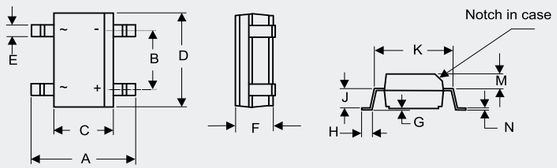

DIMENSIONS					
DIM	INCHES		MM		NOTE
	MIN	MAX	MIN	MAX	
A	0.252	0.276	6.40	7.00	
B	0.095	0.106	2.41	2.70	
C	0.142	0.165	3.60	4.20	
D	0.179	0.195	4.55	4.95	
E	0.019	0.031	0.50	0.80	
F	0.090	0.106	2.30	2.70	
G	0.002	0.008	0.05	0.20	
H	0.027	0.043	0.70	1.10	
J	0.058	0.062	1.47	1.57	
K	0.195	0.205	4.95	5.21	
M	0.039	0.049	0.99	1.24	
N	0.006	0.016	0.15	0.41	

TBL

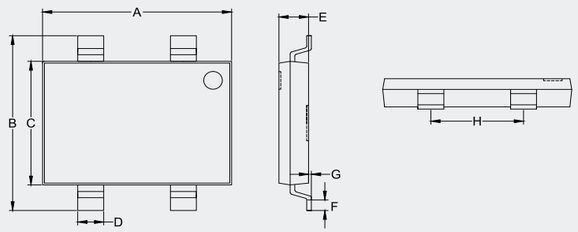

DIMENSIONS					
DIM	INCHES		MM		NOTE
	MIN	MAX	MIN	MAX	
A	0.394	0.409	10.00	10.40	
B	0.382	0.398	9.70	10.10	
C	0.268	0.283	6.80	7.20	
D	0.051	0.059	1.30	1.50	
E	0.055	0.071	1.40	1.80	
F	0.020	0.043	0.50	1.10	
G	0.000	0.006	0.00	0.15	
H	0.193	0.201	4.90	5.10	

TOLL-8L



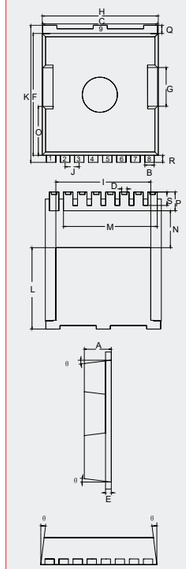

DIMENSIONS					
DIM	INCHES		MM		NOTE
	MIN	MAX	MIN	MAX	
A	0.087	0.094	2.20	2.40	
B	0.028	0.035	0.70	0.90	
C	0.382	0.390	9.70	9.90	
D	0.017	0.020	0.42	0.50	
E	0.016	0.024	0.40	0.60	
F	0.405	0.417	10.28	10.58	
G	0.122	0.138	3.10	3.50	
H	0.382	0.398	9.70	10.10	
I	0.311	0.327	7.90	8.30	
J	0.047		1.20		BSC
K	0.452	0.468	11.48	11.88	
L	0.266	0.281	6.75	7.15	
M	0.315		8.00		
N	0.118	0.130	3.00	3.30	
O	0.157	0.172	3.98	4.38	
P	0.055	0.071	1.40	1.80	
Q	0.024	0.031	0.60	0.80	
R	0.020	0.028	0.50	0.70	
S	0.039	0.051	1.00	1.30	
θ	4°	10°	4°	10°	

D3K



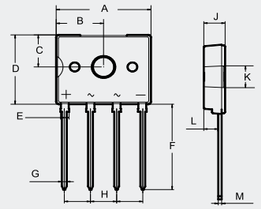

DIMENSIONS					
DIM	INCHES		MM		NOTE
	MIN	MAX	MIN	MAX	
A	0.524	0.563	13.30	14.30	
B	0.252	0.291	6.40	7.40	
C	0.177	0.217	4.50	5.50	
D	0.406	0.445	10.30	11.30	
E	0.041	0.057	1.05	1.45	
F	0.516	0.531	13.10	13.50	
G	0.024	0.033	0.60	0.85	
H	0.146	0.154	3.70	3.90	
J	0.102	0.142	2.60	3.60	
K	0.122	0.134	3.10	3.40	
L	0.079	0.087	2.00	2.20	
M	0.016	0.024	0.40	0.60	

TBS



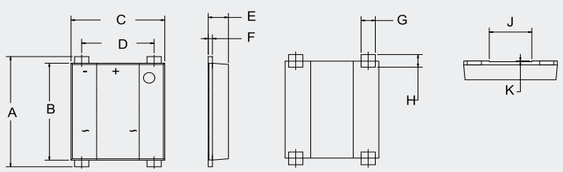

DIMENSIONS					
DIM	INCHES		MM		NOTE
	MIN	MAX	MIN	MAX	
A	0.311	0.339	7.90	8.60	
B	0.283	0.291	7.20	7.40	
C	0.256	0.264	6.50	6.70	
D	0.197	0.205	5.00	5.20	
E	0.051	0.059	1.30	1.50	
F	0.011	0.016	0.27	0.40	
G	0.037	0.045	0.95	1.15	
H	0.028	0.041	0.70	1.05	
J	0.114	0.122	2.90	3.10	
K	0.0015	0.003	0.04	0.08	

TBN



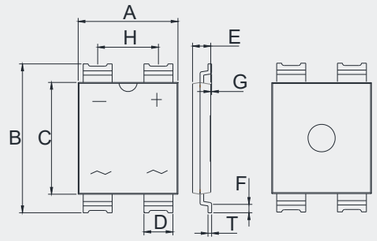

DIMENSIONS					
DIM	INCHES		MM		NOTE
	MIN	MAX	MIN	MAX	
A	0.421	0.445	10.70	11.30	
B	0.624	0.656	15.85	16.65	
C	0.461	0.484	11.70	12.30	
D	0.120	0.132	3.05	3.35	
E	0.071	0.087	1.80	2.20	
F	0.028	0.043	0.70	1.10	
G	-	0.008	-	0.20	
H	0.258	0.270	6.55	6.85	
T	0.014	0.022	0.35	0.55	

JA

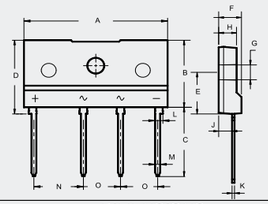

DIMENSIONS					
DIM	INCHES		MM		NOTE
	MIN	MAX	MIN	MAX	
A	1.130	1.154	28.70	29.30	
B	0.559	0.583	14.20	14.80	
C	0.575	0.598	14.60	15.20	
D	0.614	0.638	15.60	16.20	
E	0.343	0.366	8.70	9.30	
F	0.169	0.193	4.30	4.90	
G	0.122	0.134	3.10	3.40	
H	0.130	0.154	3.30	3.90	
J	0.098	0.114	2.50	2.90	
K	0.012	0.024	0.40	0.60	
L	0.059	0.067	1.50	1.70	
M	0.035	0.043	0.90	1.10	
N	0.390	0.400	9.80	10.20	
O	0.290	0.300	7.30	7.70	

JB



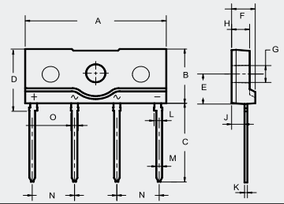

DIMENSIONS					
DIM	INCHES		MM		NOTE
	MIN	MAX	MIN	MAX	
A	0.972	0.996	24.70	25.30	
B	0.394	0.417	10.00	10.60	
C	0.575	0.598	14.60	15.20	
D	0.449	0.472	11.40	12.00	
E	0.213	0.236	5.40	6.00	
F	0.154	0.177	3.90	4.50	
G	0.122	0.134	3.10	3.40	
H	0.114	0.138	2.90	3.90	
J	0.079	0.102	2.00	2.60	
K	0.012	0.024	0.40	0.60	
L	0.053	0.061	1.35	1.55	
M	0.035	0.043	0.90	1.10	
N	0.287	0.303	7.30	7.70	
O	0.047	0.055	1.20	1.40	

Package Outline

Package Outline

M·C·C Micro Commercial Components

Package Outline

GBJ

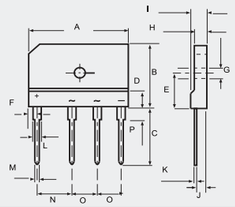

DIMENSIONS					
DIM	INCHES		MM		NOTE
	MIN	MAX	MIN	MAX	
A	1.170	1.190	29.70	30.30	
B	0.780	0.800	19.70	20.30	
C	0.670	0.710	17.00	18.00	
D	0.190	0.190	4.70	4.90	
E	0.430	0.440	10.80	11.20	
F	0.090	0.110	2.30	2.70	
G	0.120	0.130	3.10	3.40	
H	0.130	0.150	3.40	3.80	
R	0.170	0.190	4.40	4.80	
J	0.100	0.110	2.50	2.90	
K	0.020	0.030	0.60	0.80	
L	0.080	0.090	2.00	2.40	
M	0.040	0.040	0.90	1.10	
N	0.390	0.400	9.80	10.20	
O	0.290	0.300	7.30	7.70	
P	0.150	0.170	3.80	4.20	

GBL

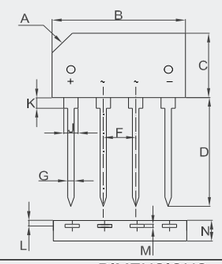

DIMENSIONS					
DIM	INCHES		MM		NOTE
	MIN	MAX	MIN	MAX	
A	0.118 X 0.118		3.0 X 3.0		X 45°
B	0.756	0.835	19.20	21.20	
C	0.413	0.453	10.50	11.50	
D	0.512	0.591	13.00	15.00	
F	0.193	0.201	4.90	5.10	
G	0.039	0.047	1.00	1.20	
J	0.047	0.071	1.20	1.80	
K	0.079	0.118	2.00	3.00	
L	0.035	0.043	0.90	1.10	
M	0.020	0.027	0.50	0.70	
N	0.118	0.157	3.00	4.00	

GBU

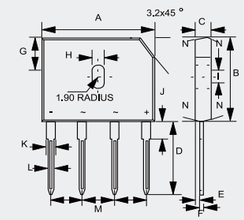

DIMENSIONS					
DIM	INCHES		MM		NOTE
	MIN	MAX	MIN	MAX	
A	0.860	0.880	21.80	22.30	
B	0.720	0.740	18.30	18.80	
C	0.130	0.142	3.30	3.60	
D	0.690	0.717	17.50	18.20	
E	0.030	0.039	0.76	1.00	
F	0.018	0.024	0.46	0.60	
G	0.290	0.310	7.40	7.90	
H	0.140	0.160	3.50	4.10	
I	0.065	0.085	1.65	2.16	
J	0.060	0.096	1.52	2.45	
K	0.077	0.098	1.95	2.50	
L	0.040	0.050	1.02	1.27	
M	0.190	0.210	4.83	5.33	
N	7.0°				TYP.

TSB-5

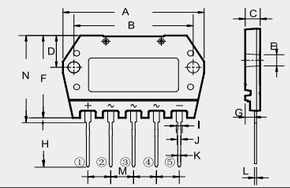

DIMENSIONS					
DIM	INCHES		MM		NOTE
	MIN	MAX	MIN	MAX	
A	1.834	1.874	46.60	47.60	
B	1.555	1.579	39.50	40.10	
C	0.185	0.209	4.70	5.30	
D	0.433	0.457	11.00	11.60	
E	0.157	0.177	4.00	4.50	
F	1.134	1.173	28.80	29.80	
G	0.118	0.126	3.00	3.20	
H	0.677	0.701	17.20	17.80	
I	0.075	0.083	1.90	2.10	
J	0.039	0.047	1.00	1.20	
K	0.035	0.043	0.90	1.10	
L	0.024	0.031	0.60	0.80	
M	0.296	0.304	7.52	7.72	
N	1.193	1.232	30.30	31.30	

GBP

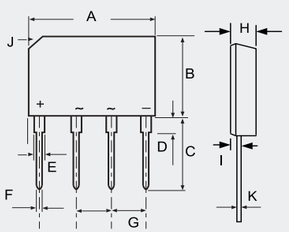

DIMENSIONS					
DIM	INCHES		MM		NOTE
	MIN	MAX	MIN	MAX	
A	0.561	0.580	14.25	14.75	
B	0.406	0.417	10.10	10.60	
C	0.561	0.581	14.25	14.73	
D	0.071	0.087	1.80	2.20	
E	0.046	0.056	1.17	1.42	
F	0.030	0.034	0.76	0.86	
G	0.140	0.160	3.56	4.06	
H	0.131	0.161	3.35	4.10	
I	0.031	0.043	0.80	1.10	
J	0.106 X 45°		2.70 X 45°		
K	0.012	0.025	0.30	0.64	

KBJ

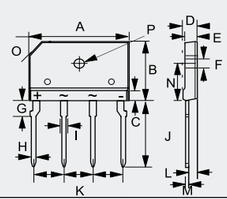

DIMENSIONS					
DIM	INCHES		MM		NOTE
	MIN	MAX	MIN	MAX	
A	0.976	0.992	24.80	25.20	
B	0.579	0.602	14.70	15.30	
C	0.154	0.161	3.90	4.10	
D	0.173	0.189	4.40	4.80	
E	0.134	0.150	3.40	3.80	
F	0.122	0.134	3.10	3.40	Φ
G	0.130	0.146	3.30	3.70	
H	0.035	0.043	0.90	1.10	
I	0.059	0.075	1.50	1.90	
J	0.669	0.709	17.00	18.00	
K	0.287	0.303	7.30	7.70	
L	0.098	0.114	2.50	2.90	
M	0.024	0.031	0.60	0.80	
N	0.366	0.413	9.30	10.50	
O	0.118 X 45°		3.0 X 45°		
P	0.122	0.134	3.10	3.40	Φ

PB-6

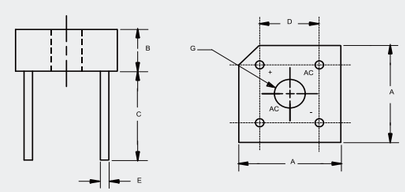

DIMENSIONS					
DIM	INCHES		MM		NOTE
	MIN	MAX	MIN	MAX	
A	0.578	0.619	14.69	15.71	2PL
B	0.230	0.270	5.84	6.86	
C	0.752	---	19.10	---	
D	0.405	0.445	10.29	11.31	2PL
E	0.038	0.042	0.97	1.07	4PL/TY
G	0.145	---	3.70	---	Φ

PB-10

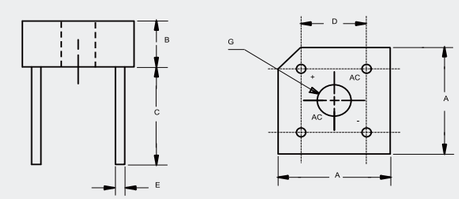

DIMENSIONS					
DIM	INCHES		MM		NOTE
	MIN	MAX	MIN	MAX	
A	0.730	0.770	18.50	19.56	2PL
B	0.250	0.300	6.35	7.60	
C	0.750	---	19.10	---	
D	0.480	0.520	12.20	13.20	2PL
E	0.050		1.27		4PL/TYP
G	HOLE FOR NO 6 SCREW				Φ

PB



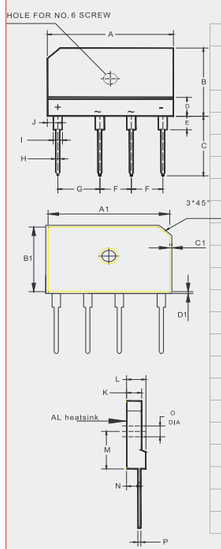

DIMENSIONS					
DIM	INCHES		MM		NOTE
	MIN	MAX	MIN	MAX	
A	1.169	1.193	29.70	30.30	
B	0.776	0.799	19.70	20.30	
C	0.669	0.709	17.00	18.00	
D	0.189	0.228	4.80	5.80	
E	0.150	0.165	3.80	4.20	
F	0.287	0.303	7.30	7.70	
G	0.386	0.402	9.80	10.20	
H	0.035	0.043	0.90	1.10	
I	0.079	0.094	2.00	2.40	
J	0.091	0.106	2.30	2.70	
K	0.134	0.150	3.40	3.80	
L	0.173	0.189	4.40	4.80	
M	0.425	0.441	10.80	11.20	
N	0.122	0.146	3.10	3.70	
O	0.122	0.134	3.10	3.40	
P	0.024	0.031	0.60	0.80	
A1	1.136	1.144	28.85	29.05	
B1	0.742	0.750	18.85	19.05	
C1	0.016	0.024	0.40	0.60	
D1	0.016	0.024	0.40	0.60	

GBPC



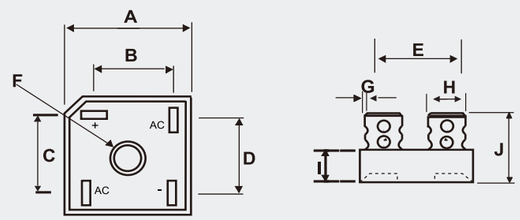

DIMENSIONS					
DIM	INCHES		MM		NOTE
	MIN	MAX	MIN	MAX	
A	1.114	1.134	28.30	28.80	
B	0.634	0.673	16.10	17.10	
C	0.634	0.673	16.10	17.10	
D	0.543	0.583	13.80	14.80	
E	0.693	0.732	17.60	18.60	
F	0.197		5.00		Φ(Nom.)
G	0.030	0.034	0.76	0.86	
H	0.244	0.256	6.20	6.50	
I	0.291	0.335	7.40	8.50	
J	0.740	0.850	18.80	21.60	

GBPC-H



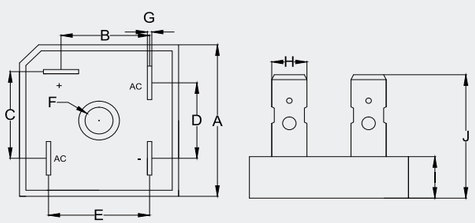

DIMENSIONS					
DIM	INCHES		MM		NOTE
	MIN	MAX	MIN	MAX	
A	1.114	1.134	28.30	28.80	
B	0.634	0.673	16.10	17.10	
C	0.634	0.673	16.10	17.10	
D	0.543	0.583	13.80	14.80	
E	0.693	0.732	17.60	18.60	
F	0.197		5.00		Φ(Nom.)
G	0.030	0.034	0.76	0.86	
H	0.244	0.256	6.20	6.50	
I	0.291	0.335	7.40	8.50	
J	0.874	0.953	22.20	24.20	

GBPC-W



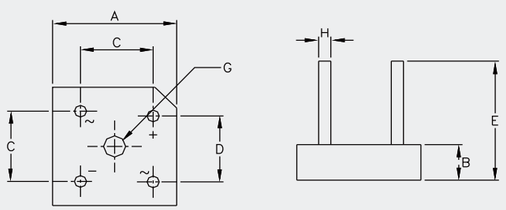

DIMENSIONS					
DIM	INCHES		MM		NOTE
	MIN	MAX	MIN	MAX	
A	1.110	1.142	28.20	29.00	
B	0.425	0.445	10.80	11.30	
C	0.673	0.752	17.10	19.10	
D	0.410	0.490	10.40	12.40	
E	1.180	---	30.00	---	
H	0.038	0.042	0.97	1.07	
G	0.200	0.220	5.08	5.59	

MT-35A



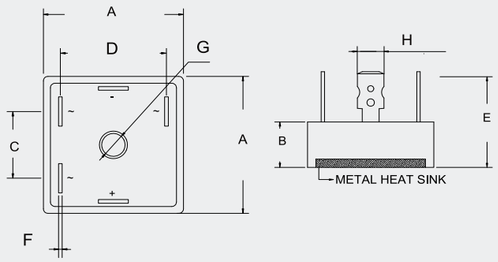

DIMENSIONS					
DIM	INCHES		MM		NOTE
	MIN	MAX	MIN	MAX	
A	1.110	1.134	28.20	28.80	
B	0.354	0.394	9.00	10.00	
C	0.610	0.650	15.50	16.50	
D	0.917	0.957	23.30	24.30	
E	0.944		25.00		TYP.
F	0.029	0.033	0.75	0.85	
G	0.193		4.90		TYP.
H	0.244	0.251	6.20	6.40	

MB-35

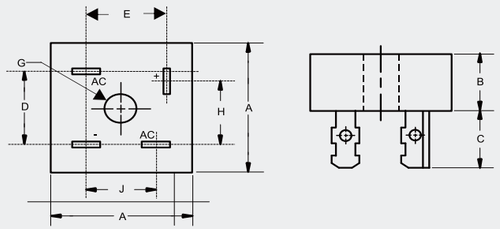

DIMENSIONS					
DIM	INCHES		MM		NOTE
	MIN	MAX	MIN	MAX	
A	1.110	1.135	28.20	28.83	
B	0.425	0.447	10.80	11.35	
C	0.421	0.480	10.70	12.20	
D	0.673	0.751	17.10	19.10	
E	0.602	0.681	15.30	17.30	
G	0.193	---	4.90	---	Φ
H	0.602	0.681	15.30	17.30	
J	0.519	0.598	13.20	15.20	

MB-35W



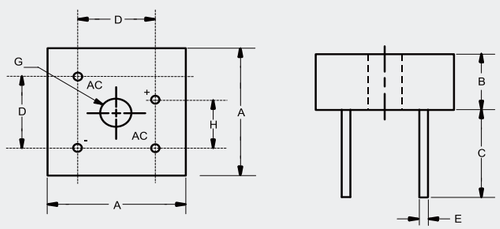

DIMENSIONS					
DIM	INCHES		MM		NOTE
	MIN	MAX	MIN	MAX	
A	1.115	1.135	28.33	28.83	
B	0.427	0.447	10.85	11.35	
C	0.774	---	19.65	---	
D	0.673	0.752	17.10	19.10	
E	0.038	0.042	0.96	1.07	4PL/TYP
G	0.193	---	4.90	---	Φ
H	0.429	0.469	10.90	11.90	

MP-50



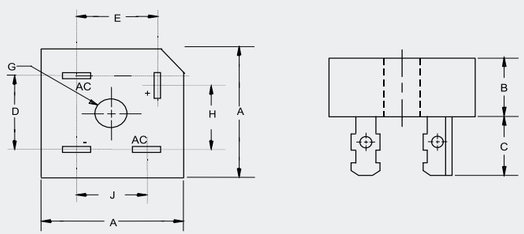

DIMENSIONS					
DIM	INCHES		MM		NOTE
	MIN	MAX	MIN	MAX	
A	1.110	1.140	28.20	29.00	
B	0.425	0.442	10.80	11.23	
C	0.468	0.558	11.89	14.17	
D	0.689	0.728	17.50	18.50	
E	0.618	0.657	15.70	16.70	
G	0.193	---	4.90	---	Φ
H	0.618	0.657	15.70	16.70	
J	0.531	0.571	13.50	14.50	

Package Outline

MP-50W



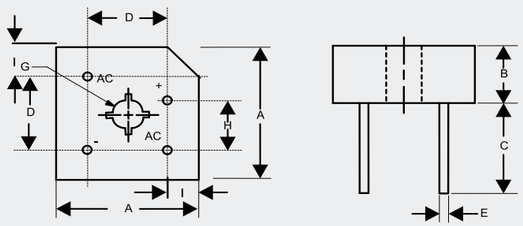

DIMENSIONS					
DIM	INCHES		MM		NOTE
	MIN	MAX	MIN	MAX	
A	1.118	1.130	28.40	28.70	
B	0.432	0.442	10.97	11.23	
C	0.769	---	19.53	---	
D	0.673	0.752	17.10	19.10	
E	0.038	0.042	0.97	1.07	4PL/TYP
G	0.193	---	4.90	---	Φ
H	0.429	0.468	10.90	11.90	
I	0.169	0.236	4.30	6.00	

AK



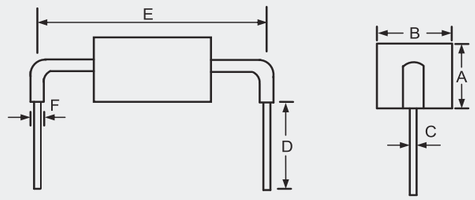

DIMENSIONS					
DIM	INCHES		MM		NOTE
	MIN	MAX	MIN	MAX	
A	-----	0.630	----	16.00	
B	-----	0.709	----	18.00	
C	0.047	0.052	1.20	1.32	
D	0.197	-----	5.00	----	
E	0.922	0.979	23.43	24.87	
F	-----	0.157	----	4.00	

TO-220



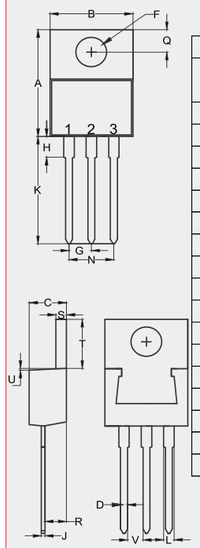

DIMENSIONS					
DIM	INCHES		MM		NOTE
	MIN	MAX	MIN	MAX	
A	0.560	0.625	14.22	15.88	
B	0.380	0.420	9.65	10.67	
C	0.140	0.190	3.56	4.82	
D	0.020	0.045	0.51	1.14	
F	0.139	0.161	3.53	4.09	Φ
G	0.090	0.110	2.29	2.79	
H	——	0.250	——	6.35	
J	0.012	0.025	0.30	0.64	
K	0.500	0.580	12.70	14.73	
L	0.045	0.060	1.14	1.52	
N	0.190	0.210	4.83	5.33	
Q	0.100	0.135	2.54	3.43	
R	0.080	0.115	2.04	2.92	
S	0.045	0.055	1.14	1.39	
T	0.230	0.270	5.84	6.86	
U	——	0.050	——	1.27	
V	0.045	——	1.15	——	

TO-220AB



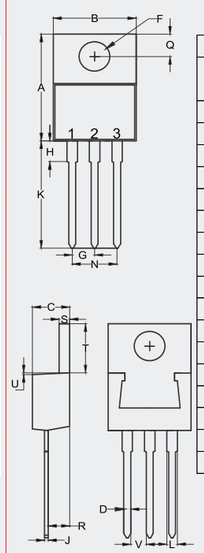

DIMENSIONS					
DIM	INCHES		MM		NOTE
	MIN	MAX	MIN	MAX	
A	0.560	0.625	14.22	15.88	
B	0.380	0.429	9.65	10.90	
C	0.140	0.201	3.56	5.10	
D	0.020	0.045	0.51	1.14	
F	0.131	0.170	3.34	4.31	Φ
G	0.079	0.121	2.01	3.07	
H	-----	0.250	-----	6.35	
J	0.011	0.025	0.28	0.64	
K	0.500	0.580	12.70	14.73	
L	0.045	0.060	1.14	1.52	
N	0.158	0.242	4.02	6.14	
Q	0.087	0.135	2.22	3.43	
R	0.080	0.126	2.04	3.19	
S	0.045	0.055	1.14	1.39	
T	0.230	0.270	5.84	6.86	
U	-----	0.050	-----	1.27	
V	0.045	-----	1.15	-----	

TO-220AB(H)



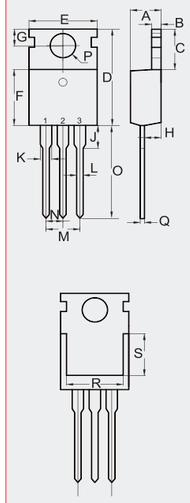

DIMENSIONS					
DIM	INCHES		MM		NOTE
	MIN	MAX	MIN	MAX	
A	0.172	0.188	4.37	4.77	
B	0.049	0.057	1.25	1.45	
C	0.246	0.270	6.25	6.85	
D	0.594	0.634	15.10	16.10	
E	0.382	0.406	9.70	10.30	
F	0.346	0.370	8.80	9.40	
G	0.102	0.118	2.60	3.00	
H	0.087	0.102	2.20	2.60	
J	-----	0.134	-----	3.40	
K	0.046	0.058	1.17	1.47	
L	0.028	0.037	0.70	0.95	
M	0.200 BSC		5.08 BSC		
N	0.100 BSC		2.54 BSC		
O	0.502	0.543	12.75	13.80	
P	0.134	0.150	3.40	3.80	Φ
Q	0.016	0.026	0.40	0.65	
R	0.276	-----	7.00	-----	
S	0.217	-----	5.50	-----	

TO-220AC

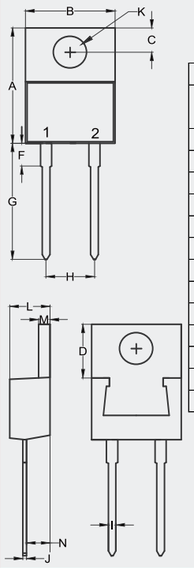

DIMENSIONS					
DIM	INCHES		MM		NOTE
	MIN	MAX	MIN	MAX	
A	0.560	0.625	14.22	15.88	
B	0.380	0.420	9.65	10.67	
C	0.100	0.135	2.54	3.43	
D	0.230	0.270	5.84	6.86	
F	-----	0.250	-----	6.35	
G	0.500	0.580	12.70	14.73	
H	0.190	0.210	4.83	5.33	
I	0.020	0.045	0.51	1.14	
J	0.012	0.025	0.30	0.64	
K	0.139	0.161	3.53	4.09	Φ
L	0.140	0.190	3.56	4.83	
M	0.045	0.055	1.14	1.40	
N	0.080	0.115	2.03	2.92	

TO-220F



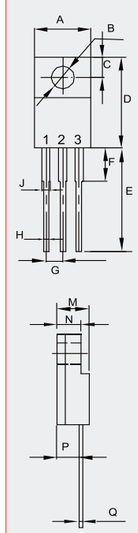

DIMENSIONS					
DIM	INCHES		MM		NOTE
	MIN	MAX	MIN	MAX	
A	0.392	0.421	9.96	10.70	
B	0.138		3.50		Φ
C	0.106		2.70		TYP.
D	0.567	0.642	14.40	16.30	
E	0.520		13.20		TYP.
F	---	0.177	---	4.50	
G	0.100		2.54		TYP.
H	0.020	0.035	0.50	0.90	
J	0.043	0.053	1.10	1.35	
M	0.169	0.201	4.30	5.10	
N	---	0.140	---	3.56	
P	0.083	0.126	2.10	3.20	
Q	0.020	0.032	0.50	0.80	

ITO-220AB



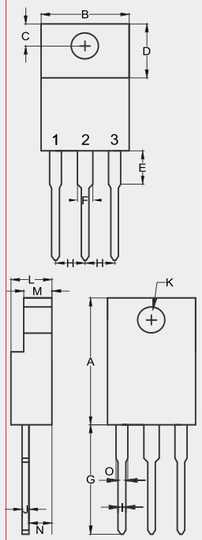

DIMENSIONS					
DIM	INCHES		MM		NOTE
	MIN	MAX	MIN	MAX	
A	0.567	0.642	14.40	16.30	
B	-----	0.421	-----	10.70	
C	0.085	0.128	2.15	3.25	
D	0.248	0.272	6.30	6.90	
E	-----	0.177	-----	4.50	
F	-----	0.071	-----	1.80	
G	0.500	0.539	12.70	14.20	
H	0.100		2.55		
I	-----	0.035	-----	0.90	
J	-----	0.032	-----	0.80	
K	0.102	0.150	2.60	3.80	Φ
L	-----	0.201	-----	5.10	
M	-----	0.140	-----	3.56	
N	0.083	0.126	2.10	3.20	
O	-----	0.071	-----	1.80	

Package Outline

Package Outline

M·C·C Micro Commercial Components

Package Outline

ITO-220AC

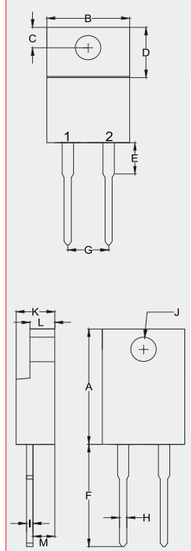

DIM	INCHES MIN	INCHES MAX	MM MIN	MM MAX	NOTE
A	0.567	0.606	14.40	15.40	
B	——	0.406	——	10.30	
C	0.100	0.112	2.55	2.85	
D	0.248	0.272	6.30	6.90	
E	——	0.161	——	4.10	
F	0.500	0.543	12.70	13.80	
G	0.200		5.10		
H	——	0.035	——	0.90	
I	——	0.032	——	0.80	
J	0.102	0.134	2.60	3.40	Φ
K	——	0.189	——	4.80	
L	——	0.123	——	3.10	
M	0.098	0.114	2.50	2.90	

TO-247



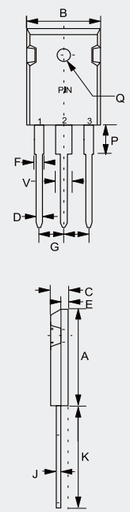

DIM	INCHES MIN	INCHES MAX	MM MIN	MM MAX	NOTE
A	0.787	0.866	20.00	22.00	
B	0.598	0.638	15.20	16.20	
C	0.185	0.208	4.70	5.30	
D	0.035	0.059	0.90	1.50	
E	0.059	0.094	1.50	2.40	
F	0.067	0.091	1.70	2.30	
J	0.019	0.031	0.48	0.80	
K	0.748	0.833	19.00	21.15	
P	0.122	0.189	3.10	4.80	
Q	0.118	0.150	3.00	3.80	Φ
V	0.106	0.134	2.70	3.40	
G	0.197	0.224	5.00	5.70	

TO-247AB



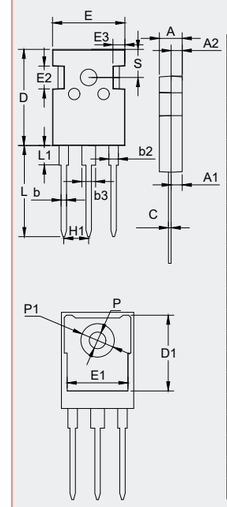

DIM	INCHES MIN	INCHES MAX	MM MIN	MM MAX	NOTE
A	0.189	0.205	4.80	5.20	
A1	0.087	0.103	2.21	2.61	
A2	0.073	0.085	1.85	2.15	
b	0.039	0.055	1.00	1.40	
b2	0.075	0.087	1.91	2.21	
C	0.020	0.028	0.50	0.70	
D	0.815	0.839	20.70	21.30	
D1	0.640	0.663	16.25	16.85	
E	0.610	0.634	15.50	16.10	
E1	0.512	0.535	13.00	13.60	
E2	0.189	0.205	4.80	5.20	
E3	0.091	0.106	2.30	2.70	
L	0.772	0.796	19.62	20.22	
L1	-	0.169	-	4.30	
P	0.134	0.150	3.40	3.80	Φ
P1		0.287	-	7.30	Φ
S	0.242		6.15		TYP
H1	0.214		5.44		TYP
b3	0.110	0.126	2.80	3.20	

TO-247-4



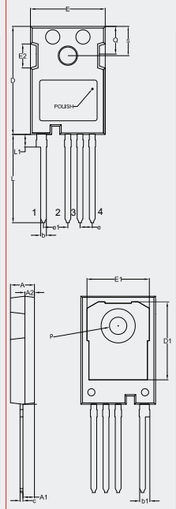

DIM	INCHES MIN	INCHES MAX	MM MIN	MM MAX	NOTE
A	0.190	0.205	4.80	5.20	
A1	0.090	0.100	2.29	2.50	
A2	0.075	0.082	1.88	2.08	
b	0.042	0.052	1.10	1.30	
b1	0.093	0.108	2.35	2.75	
b2	0.094	0.112	2.39	2.84	
c	0.022	0.027	0.55	0.68	
D	0.917	0.929	23.30	23.60	
D1	0.640	0.663	16.25	16.85	
E	0.620	0.632	15.75	16.05	
E1	0.543	0.559	13.80	14.20	
E2	0.173	0.201	4.4	5.10	
e	0.100		2.54		
L	0.683	0.695	17.34	17.64	
L1	0.157	0.169	4.0	4.3	
P	0.138	0.144	3.51	3.65	Φ
Q	0.220	0.236	5.60	6.00	
S	0.238	0.248	6.04	6.30	

TO-247-2L

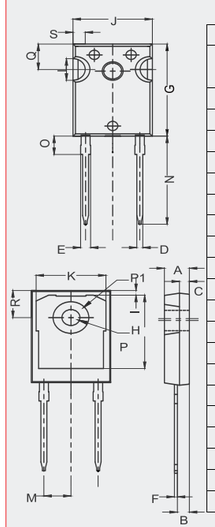

DIM	INCHES MIN	INCHES MAX	MM MIN	MM MAX	NOTE
A	0.190	0.205	4.83	5.21	
B	0.090	0.100	2.29	2.55	
C	0.059	0.098	1.50	2.49	
D	0.044	0.052	1.12	1.33	
E	0.075	0.094	1.91	2.39	
F	0.022	0.027	0.55	0.69	
G	0.819	0.831	20.80	21.10	
H	0.640	0.695	16.25	17.65	
I	0.020	0.053	0.51	1.35	
J	0.620	0.635	15.75	16.13	
K	0.530	0.557	13.46	14.16	
L	0.170	0.216	4.32	5.49	
M	0.214		5.44		TYP
N	0.780	0.800	19.81	20.32	
O	0.161	0.173	4.10	4.40	
P	0.140	0.144	3.56	3.65	Φ
P1	0.283		7.19		Φ
Q	0.212	0.244	5.39	6.20	
R	0.238	0.248	6.04	6.30	
S	0.085	0.108	2.16	2.75	

TO-247AD



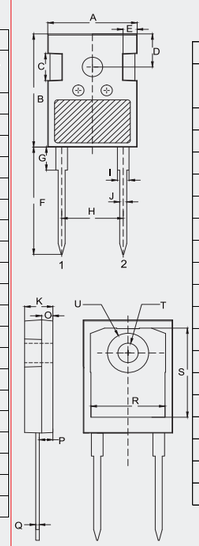

DIM	INCHES MIN	INCHES MAX	MM MIN	MM MAX	NOTE
A	0.610	0.663	15.50	16.85	
B	0.815	0.839	20.70	21.30	
C	0.189	0.205	4.80	5.20	
D	0.242		6.15		BSC.
E	0.091	0.106	2.30	2.70	
F	0.772	0.796	19.62	20.22	
G	——	0.169	——	4.30	
H	0.428		10.88		BSC.
I	0.075	0.087	1.91	2.21	
J	0.044	0.054	1.11	1.36	
K	0.189	0.205	4.80	5.20	
O	0.073	0.085	1.85	2.15	
P	0.087	0.103	2.21	2.61	
Q	0.020	0.030	0.51	0.75	
R	0.512	0.535	13.00	13.60	
S	0.640	0.663	16.25	16.85	
T	0.134	0.150	3.40	3.80	Φ
U	——	0.287	——	7.30	Φ

TO-262L



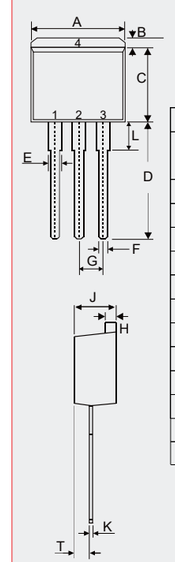

DIM	INCHES MIN	INCHES MAX	MM MIN	MM MAX	NOTE
A	0.394	0.405	10.00	10.30	
B	0.043	0.059	1.10	1.50	
C	0.323	0.346	8.20	8.80	
D	0.512	0.551	13.00	14.00	
E	0.047	0.051	1.20	1.30	
F	0.028	0.035	0.70	0.90	
G	0.100		2.54		TYP.
H	0.047	0.055	1.20	1.40	
J	0.177	0.185	4.50	4.70	
K	0.014	0.019	0.35	0.47	
L	0.154	0.161	3.90	4.10	
T	0.059	0.067	1.50	1.70	

TSSOP-8



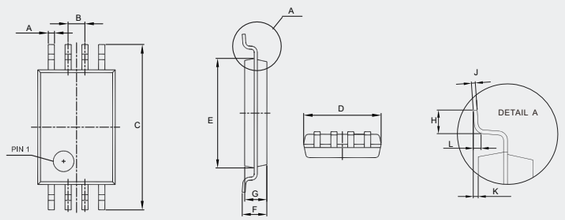

DIM	INCHES MIN	INCHES MAX	MM MIN	MM MAX	NOTE
A	0.007	0.012	0.19	0.30	
B	0.026		0.65		TYP.
C	0.246	0.258	6.25	6.55	
D	0.114	0.122	2.90	3.10	
E	0.169	0.177	4.30	4.50	
F	---	0.047	---	1.20	
G	0.031	0.039	0.80	1.00	
H	0.020	0.028	0.50	0.70	
J	0.004	0.008	0.09	0.20	
K	0.002	0.006	0.05	0.15	
L	0.010		0.25		TYP.

Package Outline

A-405

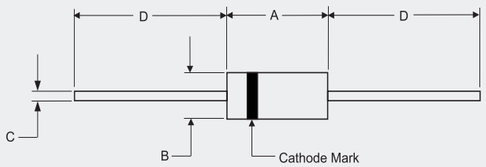

DIMENSIONS					
DIM	INCHES		MM		NOTE
	MIN	MAX	MIN	MAX	
A	0.166	0.205	4.10	5.20	
B	0.080	0.107	2.00	2.70	
C	---	0.024	---	0.60	
D	1.000	---	25.40	---	

DO-15

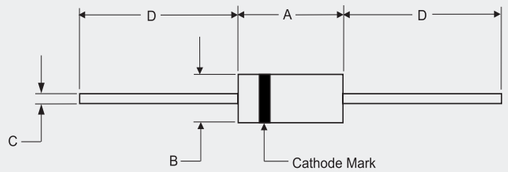

DIMENSIONS					
DIM	INCHES		MM		NOTE
	MIN	MAX	MIN	MAX	
A	0.230	0.300	5.80	7.60	
B	0.104	0.140	2.60	3.60	
C	0.026	0.034	0.70	0.90	
D	1.000	---	25.40	---	

DO-201AD



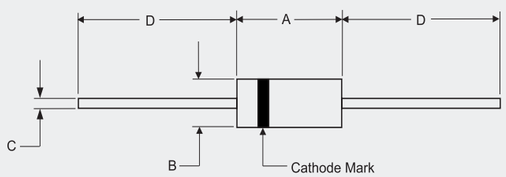

DIMENSIONS					
DIM	INCHES		MM		NOTE
	MIN	MAX	MIN	MAX	
A	0.230	0.300	5.80	7.60	
B	0.104	0.140	2.60	3.60	
C	0.026	0.034	0.70	0.90	
D	1.000	---	25.40	---	

DO-201AE



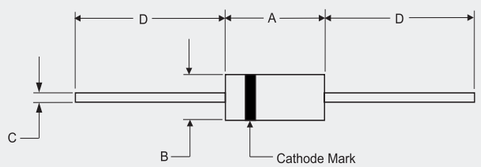

DIMENSIONS					
DIM	INCHES		MM		NOTE
	MIN	MAX	MIN	MAX	
A	---	0.370	---	9.50	
B	---	0.209	---	5.30	
C	0.038	0.042	0.96	1.06	
D	1.000	---	25.40	---	

Package Outline

DO-41

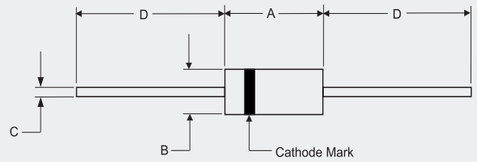

DIMENSIONS					
DIM	INCHES		MM		NOTE
	MIN	MAX	MIN	MAX	
A	0.160	0.205	4.10	5.20	
B	0.080	0.107	2.00	2.70	Diameter
C	0.028	0.034	0.71	0.86	Diameter
D	1.000	---	25.40	---	

R-3



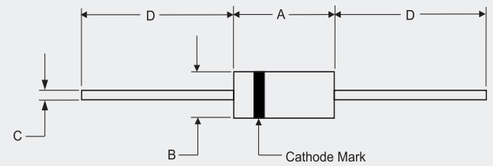

DIMENSIONS					
DIM	INCHES		MM		NOTE
	MIN	MAX	MIN	MAX	
A	---	0.160	---	4.10	
B	---	0.160	---	4.10	
C	0.040	0.042	1.01	1.07	
D	1.000	---	25.40	---	

R-6



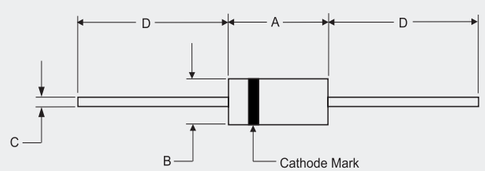

DIMENSIONS					
DIM	INCHES		MM		NOTE
	MIN	MAX	MIN	MAX	
A	0.340	0.360	8.60	9.10	
B	0.340	0.360	8.60	9.10	
C	0.048	0.052	1.20	1.30	
D	1.000	---	25.40	---	

RS-4L



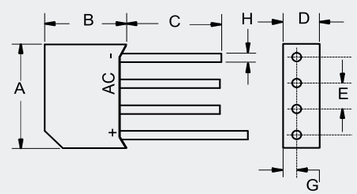

DIMENSIONS					
DIM	INCHES		MM		NOTE
	MIN	MAX	MIN	MAX	
A	0.728	0.768	18.50	19.50	
B	0.600	0.640	15.20	16.30	
C	0.630	---	16.00	---	
D	0.217	0.256	5.50	6.50	
E	0.180	0.220	4.60	5.60	
G	---	0.083	---	2.10	
H	0.048	0.052	1.20	1.30	

Package Outline

RS-6

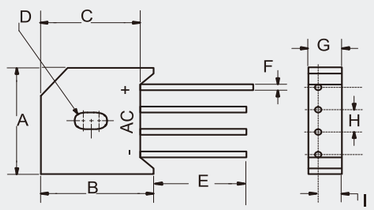

DIMENSIONS					
DIM	INCHES		MM		NOTE
	MIN	MAX	MIN	MAX	
A	0.895	0.935	22.70	23.70	
B	---	0.760	---	19.30	
C	0.660	0.728	16.80	18.50	
D	0.15ø X 0.23L		3.8ø X 5.57L		HOLE
E	0.787	---	20.00	---	
F	0.048	0.052	1.20	1.30	
G	0.260	0.280	6.60	7.10	
H	0.180	0.220	4.60	5.60	
I	0.181	0.205	4.60	5.20	

C2

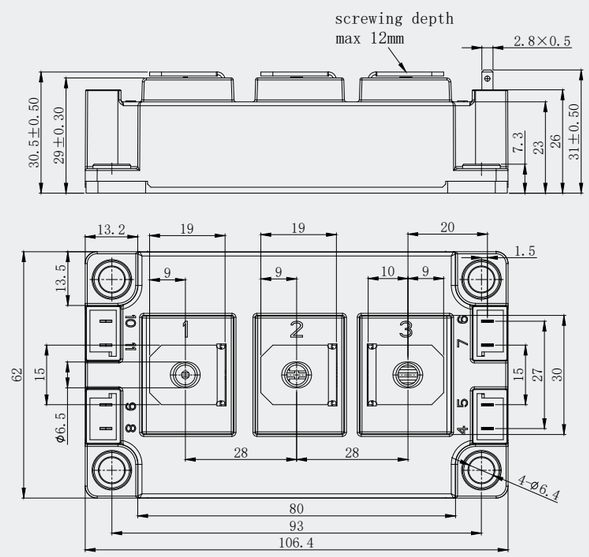

Package Outline

D3

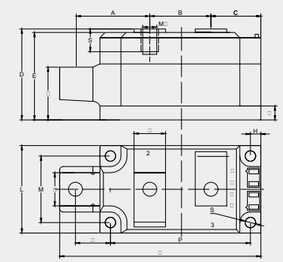

DIMENSIONS					
DIM	INCHES		MM		NOTE
	MIN	MAX	MIN	MAX	
A	1.654	1.693	42.00	43.00	
B	1.358	1.398	34.50	35.50	
C	1.102	1.142	28.00	29.00	
D	2.028	2.067	51.50	52.50	
E	1.909	1.988	48.50	50.50	
F	1.240	1.280	31.50	32.50	
G	0.295	0.335	7.50	8.50	
H	0.217	0.256	5.50	6.50	
K	0.689	0.728	17.50	18.50	
L	1.791	1.988	45.50	50.50	
M	1.476	1.516	37.50	38.50	
N	0.728	0.768	18.50	19.50	
O	0.768	0.807	19.50	20.50	
P	3.130	3.169	79.50	80.50	
Q	4.508	4.547	114.50	115.50	
R	0.236	0.276	6.00	7.00	∅
S	0.492	0.632	12.50	13.50	

F2

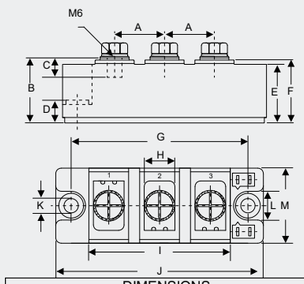

DIMENSIONS					
DIM	INCHES		MM		NOTE
	MIN	MAX	MIN	MAX	
A	0.886	0.925	22.50	23.50	
B	1.161	1.201	29.50	30.50	
C	0.335	0.374	8.50	9.50	
D	0.315	0.350	8.00	8.90	
E	1.043	1.083	26.50	27.50	
F	1.122	1.161	28.50	29.50	
G	3.130	3.169	79.50	80.50	
H	0.492	0.531	12.50	13.50	
I	2.500	2.539	63.50	64.50	
J	3.681	3.720	93.50	94.50	
K	0.256		6.50		Φ
L	0.492	0.531	12.50	13.50	
M	1.319	1.358	33.50	34.50	

D1

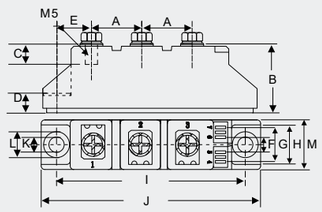

DIMENSIONS					
DIM	INCHES		MM		NOTE
	MIN	MAX	MIN	MAX	
A	0.768	0.807	19.50	20.50	
B	1.161	1.201	29.50	30.50	
C	0.335	0.374	8.50	9.50	
D	0.315	0.354	8.00	9.00	
E	0.594	0.630	15.10	16.00	
F	0.217	0.256	5.50	6.50	
G	0.531	0.571	13.50	14.50	
H	0.650	0.689	16.50	17.50	
I	3.130	3.169	79.50	80.50	
J	3.642	3.681	92.50	93.50	
K	0.256		6.50		Φ
L	0.413	0.453	10.50	11.50	
M	0.807	0.846	20.50	21.50	

D2

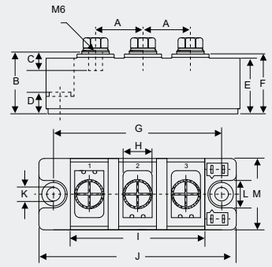

DIMENSIONS					
DIM	INCHES		MM		NOTE
	MIN	MAX	MIN	MAX	
A	0.886	0.925	22.50	23.50	
B	1.161	1.201	29.50	30.50	
C	0.335	0.374	8.50	9.50	
D	0.315	0.350	8.00	8.90	
E	1.043	1.083	26.50	27.50	
F	1.122	1.161	28.50	29.50	
G	3.130	3.169	79.50	80.50	
H	0.492	0.531	12.50	13.50	
I	2.500	2.539	63.50	64.50	
J	3.681	3.720	93.50	94.50	
K	0.256		6.50		Φ
L	0.492	0.531	12.50	13.50	
M	1.319	1.358	33.50	34.50	

F3



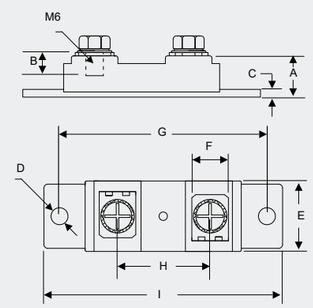

DIMENSIONS					
DIM	INCHES		MM		NOTE
	MIN	MAX	MIN	MAX	
A	0.618	0.642	15.50	16.50	
B	0.343	0.366	8.50	9.50	
C	0.118	0.130	2.80	3.50	
D	0.256		6.50		Φ
E	1.051	1.075	26.50	27.50	
F	0.539	0.563	13.50	14.50	
G	3.138	3.161	79.50	80.50	
H	1.366	1.390	34.50	35.50	
I	3.610	3.634	91.50	92.50	

F4N

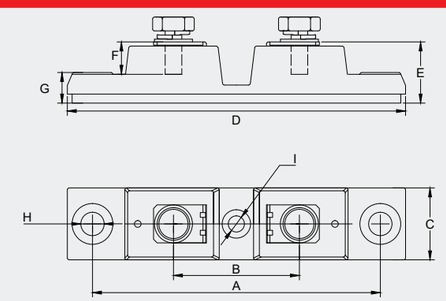

DIMENSIONS					
DIM	INCHES		MM		NOTE
	MIN	MAX	MIN	MAX	
A	3.130	3.169	79.50	80.50	
B	1.358	1.398	34.50	35.50	
C	0.768	0.807	19.50	20.50	
D	3.681	3.720	93.50	94.50	
E	0.649	0.689	16.50	17.50	
F	0.217	0.256	5.50	6.50	
G	0.315	0.354	8.00	9.00	
H	0.236	0.276	6.00	7.00	
I	0.157	0.197	4.00	5.00	

Package Outline

F6



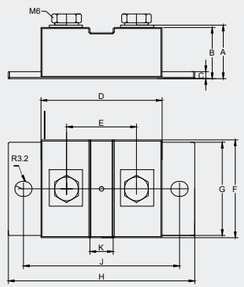

DIMENSIONS					
DIM	INCHES		MM		NOTE
	MIN	MAX	MIN	MAX	
A	0.886	0.925	22.50	23.50	
B	0.846	0.886	21.50	22.50	
C	0.114	0.120	2.90	3.05	
D	2.028	2.067	51.50	52.50	
E	1.173	1.189	29.80	30.20	
F	1.634	1.673	41.50	42.50	
G	1.555	1.594	39.50	40.50	
H	3.130	3.169	79.50	80.50	
J	2.630	2.669	66.80	67.80	
K	0.394		10.00		
R	0.126		3.20		Φ

FJ

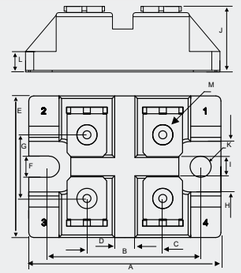

DIMENSIONS					
DIM	INCHES		MM		NOTE
	MIN	MAX	MIN	MAX	
A	1.484	1.508	37.50	38.50	
B	1.169	1.193	29.50	30.50	
C	0.579	0.602	14.50	15.50	
D	0.146	0.169	3.50	4.50	
E	1.091	1.114	27.50	28.50	
F	0.154	0.177	3.70	4.70	
G	0.484	0.508	12.10	13.10	
H	0.382	0.406	9.50	10.50	
I	0.130	0.154	3.10	4.10	
J	0.492	0.516	12.30	13.30	
K	0.165		4.20		Φ
L	0.146	0.169	3.50	4.50	
M	0.157		4.00		Φ

L1

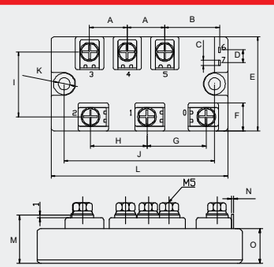

DIMENSIONS					
DIM	INCHES		MM		NOTE
	MIN	MAX	MIN	MAX	
A	0.776	0.799	19.50	20.50	
B	1.169	1.193	28.50	29.50	
C	0.098	0.122	2.30	3.30	
D	0.264	0.287	6.50	7.50	
E	1.960	1.980	49.50	50.50	
F	0.578	0.602	14.50	15.50	
G	1.248	1.272	31.50	32.50	
H	1.169	1.193	29.50	30.50	
I	1.327	1.350	33.50	34.50	
J	3.138	3.161	79.50	80.50	
K	0.256		6.50		Φ
L	3.689	3.713	93.50	94.50	
M	0.854	0.878	21.50	22.50	
N	0.020	0.043	0.30	1.30	
O	0.610	0.634	15.30	16.30	

M2

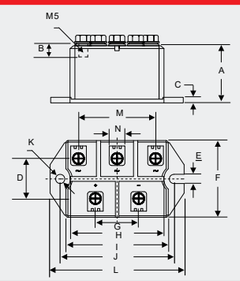

DIMENSIONS					
DIM	INCHES		MM		NOTE
	MIN	MAX	MIN	MAX	
A	1.161	1.201	29.50	30.50	
B	0.256	0.295	6.50	7.50	
C	0.110	0.138	2.80	3.50	
D	0.831	0.870	21.10	22.10	
E	0.197	0.236	5.00	6.00	
F	1.634	1.673	41.50	42.50	
G	0.886	0.925	22.50	23.50	
H	1.870	1.909	47.50	48.50	
I	2.106	2.146	53.50	54.50	
J	2.343	2.382	59.50	60.50	
K	0.217		5.50		Φ
L	2.815	2.854	71.50	72.50	
M	1.555	1.594	39.50	40.50	
N	0.335	0.374	8.50	9.50	

Package Outline

M3

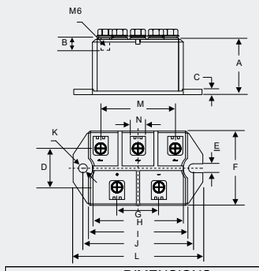

DIMENSIONS					
DIM	INCHES		MM		NOTE
	MIN	MAX	MIN	MAX	
A	1.161	1.201	29.50	30.50	
B	0.256	0.295	6.50	7.50	
C	0.110	0.138	2.80	3.50	
D	1.043	1.083	26.50	27.50	
E	0.236	0.276	6.00	7.00	
F	2.106	2.146	53.50	54.50	
G	0.965	1.004	24.50	25.50	
H	2.579	2.618	65.50	66.50	
I	2.815	2.854	71.50	72.50	
J	3.130	3.169	79.50	80.50	
K	0.256		6.50		Φ
L	3.681	3.720	93.50	94.50	
M	2.028	2.067	51.50	52.50	
N	0.453	0.492	11.50	12.50	

M4

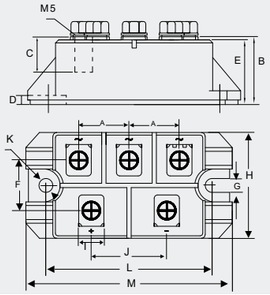

DIMENSIONS					
DIM	INCHES		MM		NOTE
	MIN	MAX	MIN	MAX	
A	0.768	0.807	19.50	20.50	
B	0.846	0.886	21.50	22.50	
C	0.433	0.472	11.00	12.00	
D	0.098	0.138	2.50	3.50	
E	0.807	0.846	20.50	21.50	
F	0.768	0.807	19.50	20.50	
G	0.197	0.236	5.00	6.00	
H	1.634	1.673	41.50	42.50	
I	0.374	0.413	9.50	10.50	
J	1.161	1.201	29.50	30.50	
K	0.217		5.50		Φ
L	2.579	2.618	65.50	66.50	
M	3.209	3.248	81.50	82.50	

M5

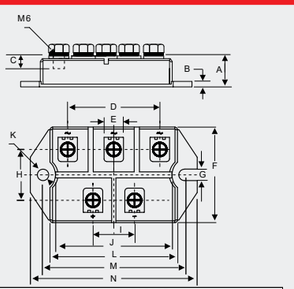

DIMENSIONS					
DIM	INCHES		MM		NOTE
	MIN	MAX	MIN	MAX	
A	0.650	0.689	16.50	17.50	
B	0.098	0.138	2.50	3.50	
C	0.256	0.295	6.50	7.50	
D	2.028	2.067	51.50	52.50	
E	0.453	0.492	11.50	12.50	
F	2.106	2.146	53.50	54.50	
G	0.236	0.276	6.00	7.00	
H	1.043	1.083	26.50	27.50	
I	0.965	1.004	24.50	25.50	
J	2.579	2.618	65.50	66.50	
K	0.256		6.50		Φ
L	2.815	2.854	71.50	72.50	
M	3.130	3.169	79.50	80.50	
N	3.681	3.720	93.50	94.50	

T1

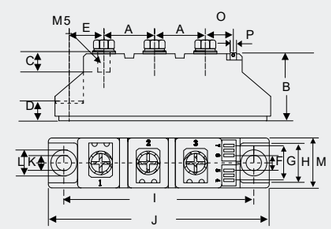

DIMENSIONS					
DIM	INCHES		MM		NOTE
	MIN	MAX	MIN	MAX	
A	0.776	0.799	19.50	20.50	
B	1.169	1.193	29.50	30.50	
C	0.343	0.366	8.50	9.50	
D	0.323	0.346	8.00	9.00	
E	0.602	0.622	15.10	16.00	
F	0.224	0.248	5.50	6.50	
G	0.539	0.563	13.50	14.50	
H	0.657	0.681	16.50	17.50	
I	3.138	3.161	79.50	80.50	
J	3.650	3.673	92.50	93.50	
K	0.256		6.50		Φ
L	0.421	0.445	10.50	11.50	
M	0.815	0.839	20.50	21.50	
O	0.579	0.602	14.50	15.50	
P	0.11X0.032		2.8X0.8		

Package Outline

T2

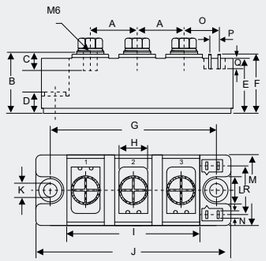

DIM	INCHES MIN	INCHES MAX	MM MIN	MM MAX	NOTE
A	0.894	0.917	22.50	23.50	
B	1.169	1.193	29.50	30.50	
C	0.343	0.366	8.50	9.50	
D	0.323	0.343	8.00	8.90	
E	1.051	1.075	26.50	27.50	
F	1.130	1.154	28.50	29.50	
G	0.120	0.130	79.50	80.50	
H	0.500	0.524	12.50	13.50	
I	2.501	2.531	63.50	64.50	
J	3.689	3.713	93.50	94.50	
K	0.256		6.50		Φ
L	0.500	0.524	12.50	13.50	
M	1.327	1.350	33.50	34.50	
N	0.032X0.11		0.8X2.8		
O	0.677	0.700	17.00	18.00	
P	0.185	0.209	4.50	5.50	
Q	0.185	0.209	4.50	5.50	
R	0.902	0.925	22.70	23.70	

T3

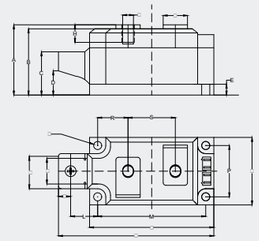

DIM	INCHES MIN	INCHES MAX	MM MIN	MM MAX	NOTE
A	2.028	2.067	51.50	52.50	
B	1.909	1.949	48.50	49.50	
C	1.240	1.280	31.50	32.50	
D	0.685	0.724	17.40	18.40	
E	0.295	0.335	7.50	8.50	
F	0.295	0.335	7.50	8.50	
G	0.689	0.728	17.50	18.50	
H	0.492	0.531	12.50	13.50	
I	1.004	1.043	25.50	26.50	
J	0.728	0.768	18.50	19.50	
K	0.335	0.374	8.50	9.50	
L	0.768	0.807	19.50	20.50	
M	3.130	3.169	79.50	80.50	
N	3.602	3.642	91.50	92.50	
O	4.508	4.547	114.50	115.50	
P	1.476	1.516	37.50	38.50	
Q	1.949	1.988	49.50	50.50	
R	0.866	0.906	22.00	23.00	
S	1.358	1.398	34.50	35.50	
T	0.236		6.00		Ø

E1



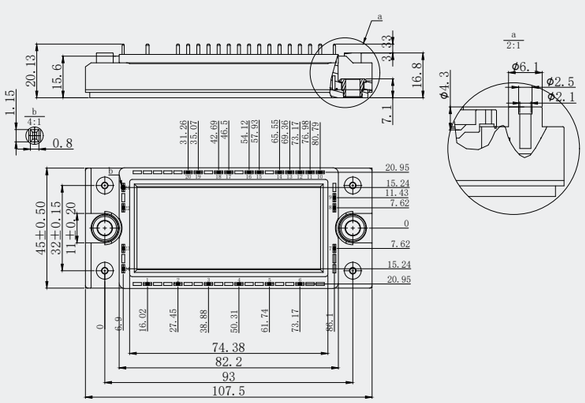

E1A



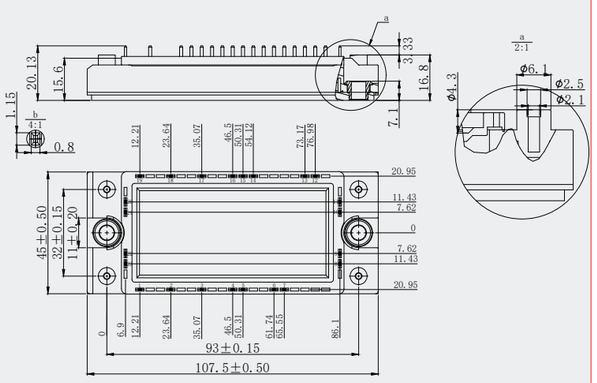

Package Outline

E2



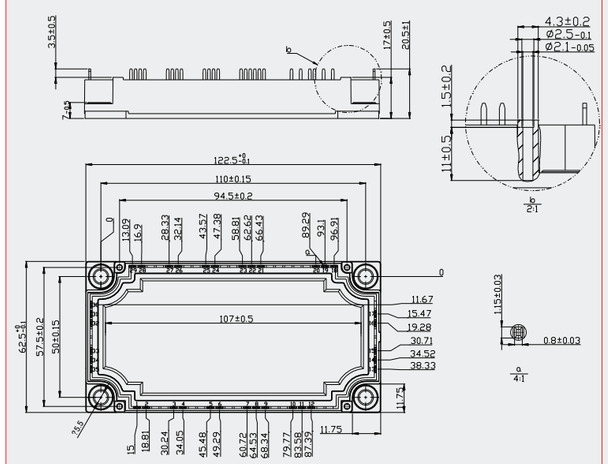

E2A



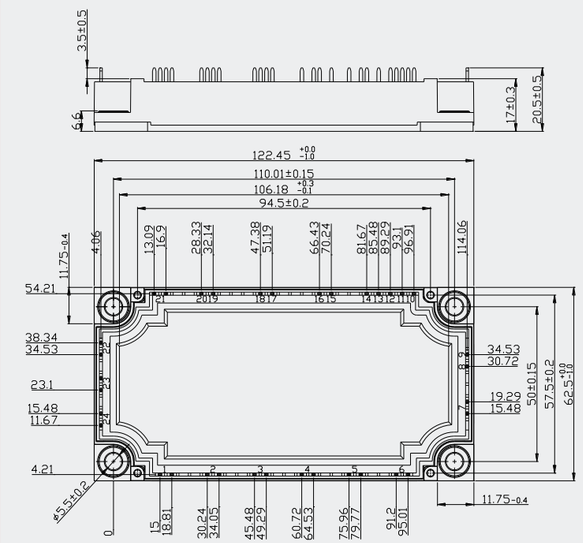

P2



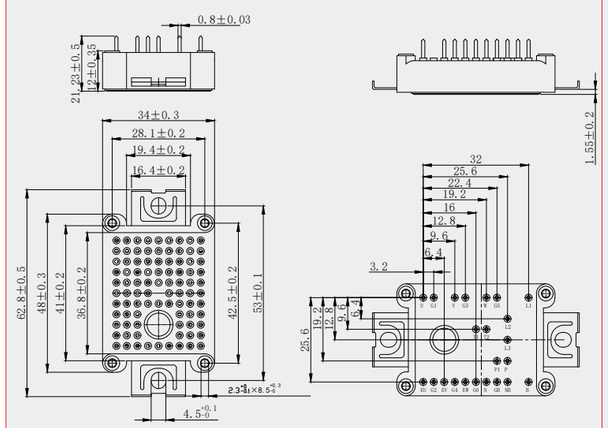

W1

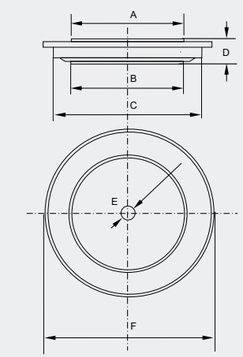

DIM	INCHES MIN	INCHES MAX	MM MIN	MM MAX	NOTE
A	1.732		44.00		Φ
B	1.732		44.00		Φ
C	2.213		56.20		Φ
D	0.315	0.331	8.00	8.40	
E	0.138X0.059		3.5X1.5		Φ
F	-	2.402	-	61.00	Φ

Package Outline

Package Outline

W2

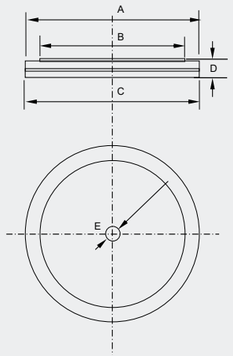

DIMENSIONS					
DIM	INCHES		MM		NOTE
	MIN	MAX	MIN	MAX	
A	2.205		56.00		Φ
B	1.949		49.50		Φ
C	2.205		56.00		Φ
D	0.197	0.213	5.00	5.40	
E	0.138X0.059		3.5X1.5		Φ

W3

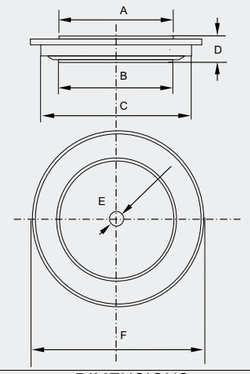

DIMENSIONS					
DIM	INCHES		MM		NOTE
	MIN	MAX	MIN	MAX	
A	2.244		57.00		Φ
B	2.244		57.00		Φ
C	2.815		71.50		Φ
D	0.315	0.331	8.00	8.40	
E	0.138X0.059		3.5X1.5		Φ
F	-	2.953	-	75.00	Φ

W4



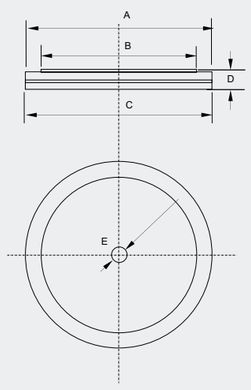

DIMENSIONS					
DIM	INCHES		MM		NOTE
	MIN	MAX	MIN	MAX	
A	2.500		63.50		Φ
B	2.244		57.00		Φ
C	2.500		63.50		Φ
D	0.197	0.213	5.00	5.40	
E	0.138X0.059		3.5X1.5		Φ

Internal Structure

MOSFETs

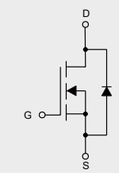

Fig.1

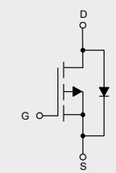

Fig.2

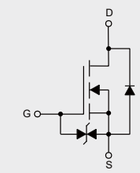

Fig.3

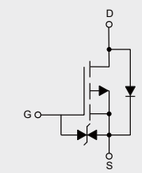

Fig.4

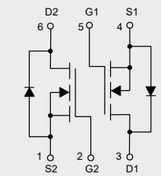

Fig.5

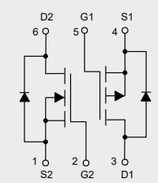

Fig.6

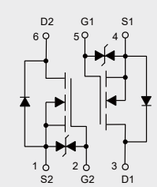

Fig.7

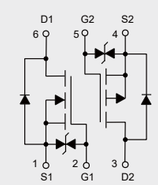

Fig.8

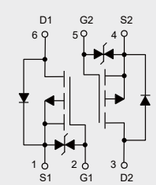

Fig.9

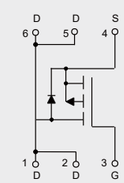

Fig.10

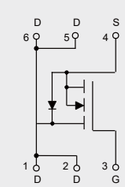

Fig.11

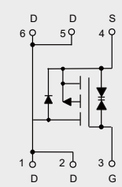

Fig.12

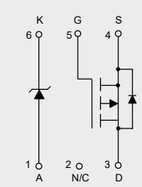

Fig.13

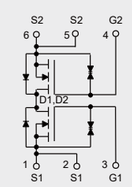

Fig.14

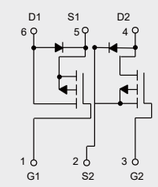

Fig.15

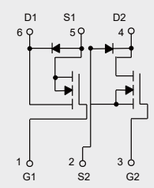

Fig.16

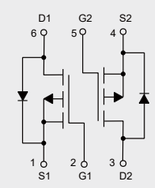

Fig.17

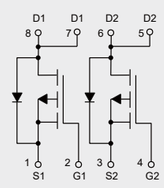

Fig.18

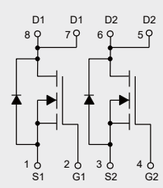

Fig.19

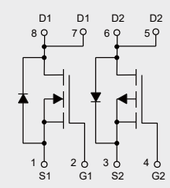

Fig.20

Internal Structure

MOSFETs

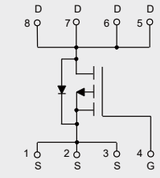

Fig.21

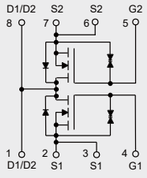

Fig.22

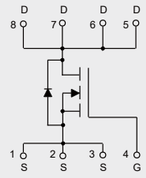

Fig.23

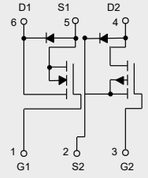

Fig.24

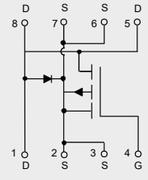

Fig.25

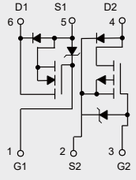

Fig.26

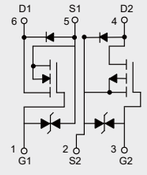

Fig.27

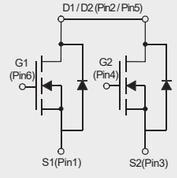

Fig.28

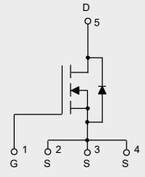

Fig.29

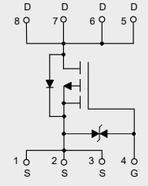

Fig.30

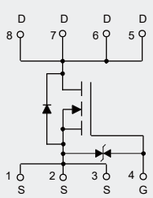

Fig.31

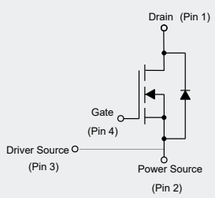

Fig.32

Internal Structure

ESD Protection Devices

Fig.1



Fig.2

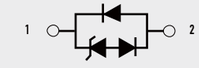

Fig.3

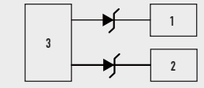

Fig.4

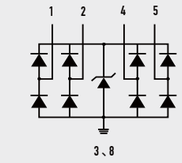

Fig.5

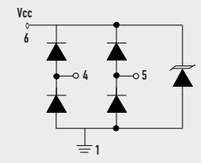

Fig.6

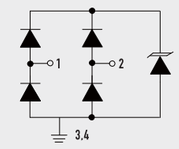

Fig.7

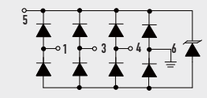

Fig.8

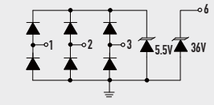

Fig.9

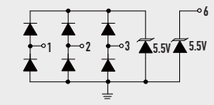

Fig.10

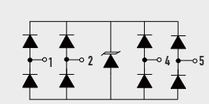

Fig.11

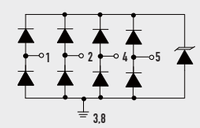

Fig.12

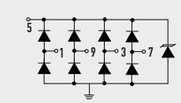

Fig.13

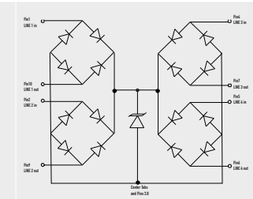

Fig.14

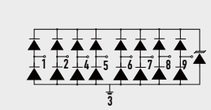

Fig.15

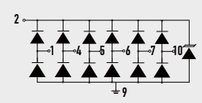

Fig.16

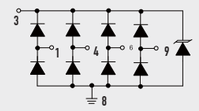

Fig.17

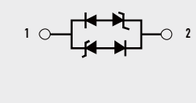

Fig.18

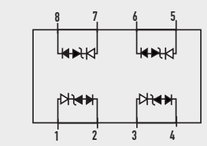

Fig.19

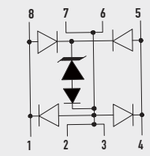

Fig.20

Internal Structure

ESD Protection Devices

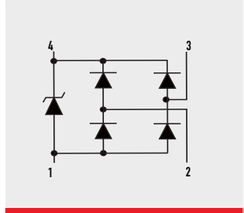

Fig.21

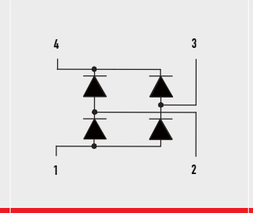

Fig.22

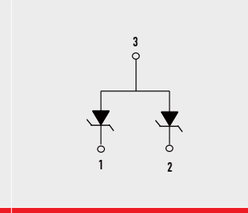

Fig.23

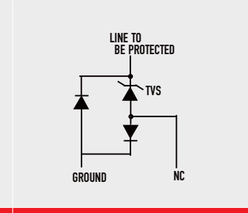

Fig.24

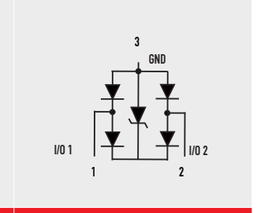

Fig.25

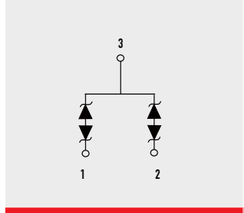

Fig.26

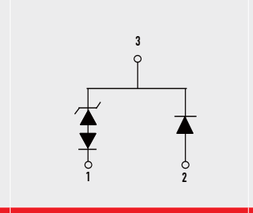

Fig.27

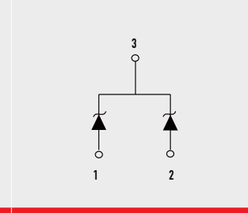

Fig.28

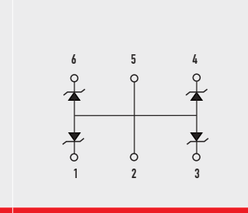

Fig.29

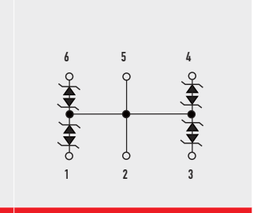

Fig.30

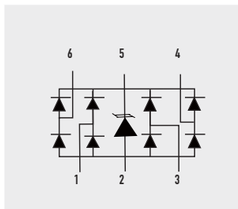

Fig.31

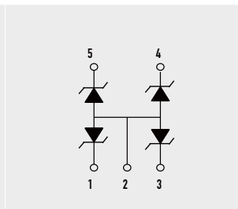

Fig.32

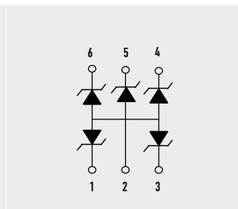

Fig.33

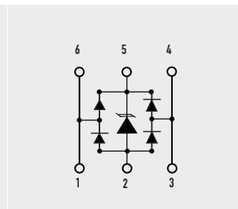

Fig.34

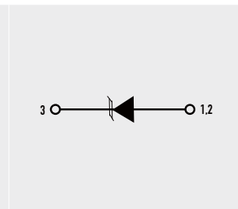

Fig.35

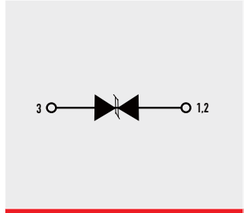

Fig.36

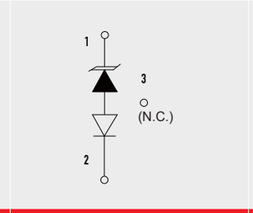

Fig.37

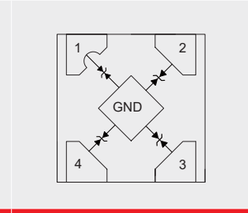

Fig.38

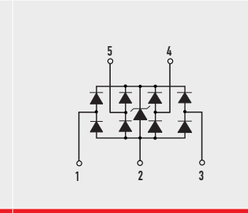

Fig.39

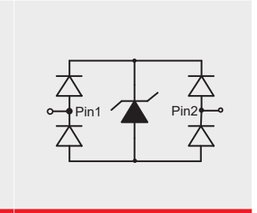

Fig.40

Internal Structure

Switching Diodes

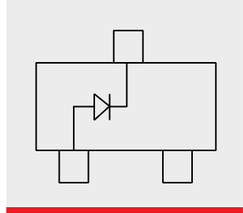
Fig.1

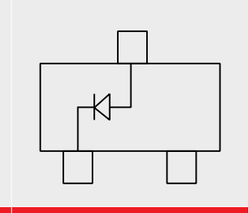
Fig.2

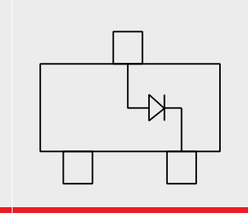
Fig.3

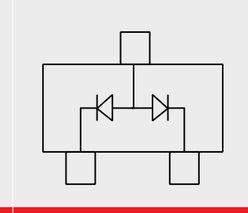
Fig.4

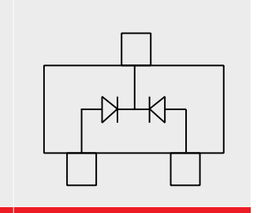
Fig.5

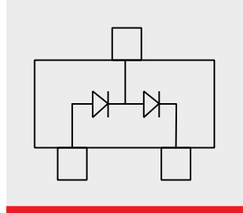
Fig.6

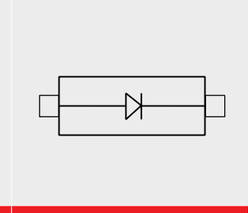
Fig.7

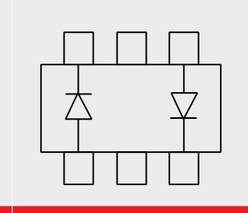
Fig.8

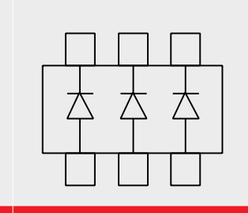
Fig.9

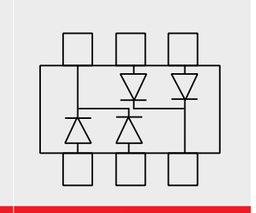
Fig.10

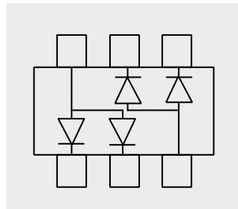
Fig.11

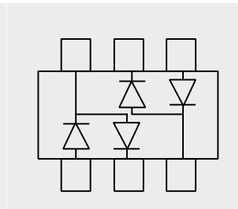
Fig.12

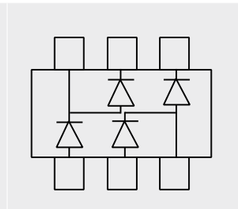
Fig.13

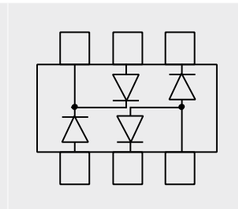
Fig.14

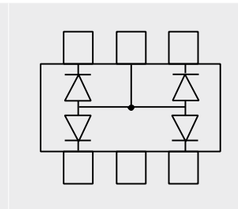
Fig.15

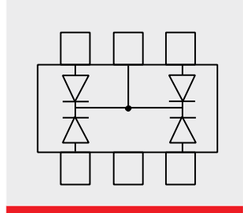
Fig.16

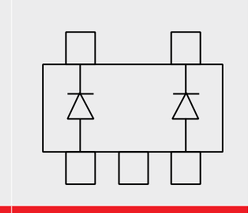
Fig.17

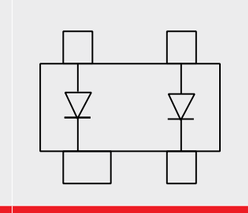
Fig.18

Internal Structure

Bipolar Transistors

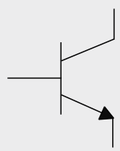
Fig.1

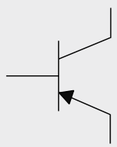
Fig.2

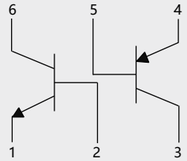

Fig.3

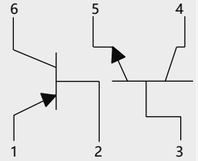

Fig.4

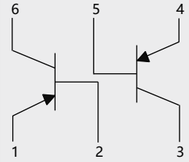

Fig.5

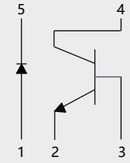

Fig.6

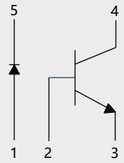

Fig.7

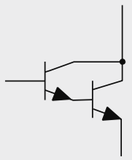
Fig.8

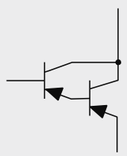
Fig.9

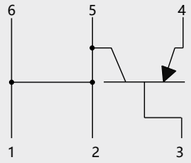

Fig.10

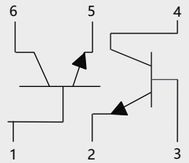

Fig.11

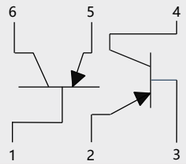

Fig.12

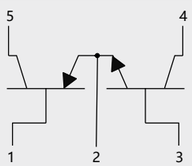

Fig.13

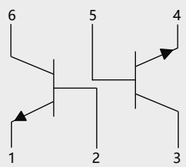

Fig.14

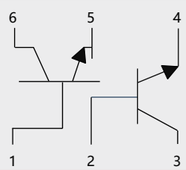

Fig.15

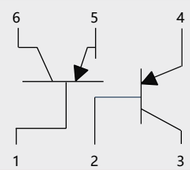

Fig.16

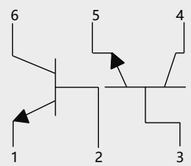

Fig.17

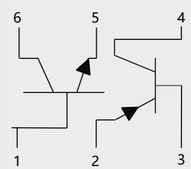

Fig.18

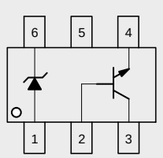

Fig.19

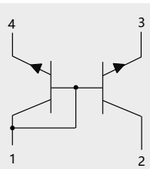

Fig.20

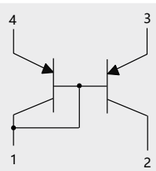

Fig.21

Internal Structure

Pre-biased Transistors

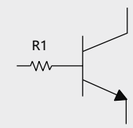

Fig.1

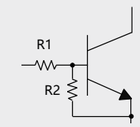

Fig.2

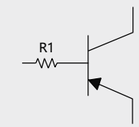

Fig.3

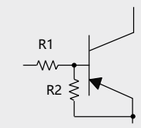

Fig.4

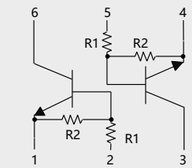

Fig.5

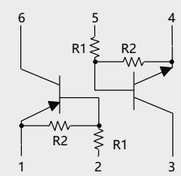

Fig.6

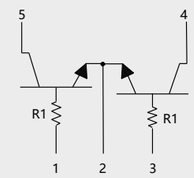

Fig.7

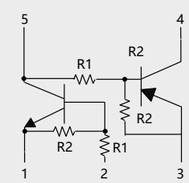

Fig.8

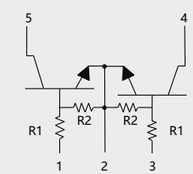

Fig.9

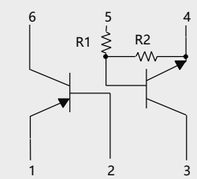

Fig.10

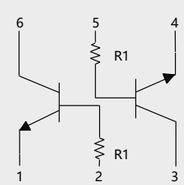

Fig.11

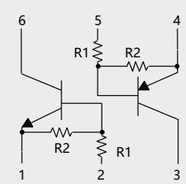

Fig.12

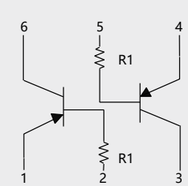

Fig.13

Power Modules

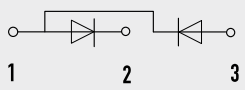

Fig.1

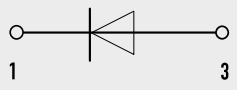

Fig.2

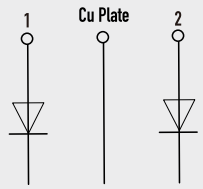

Fig.3

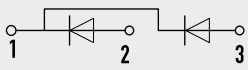

Fig.4

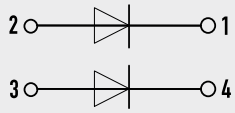

Fig.5

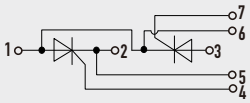

Fig.6

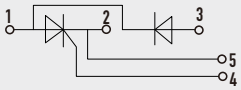

Fig.7

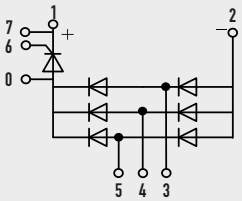

Fig.8

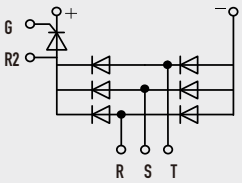

Fig.9

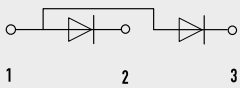

Fig.10

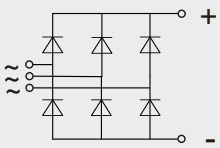

Fig.11

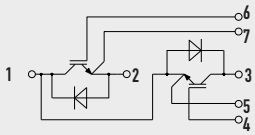

Fig.12

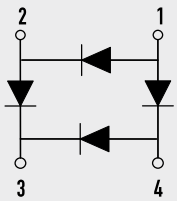

Fig.13

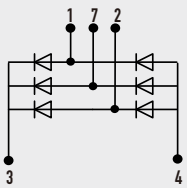

Fig.14

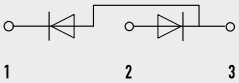

Fig.15

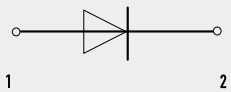

Fig.16

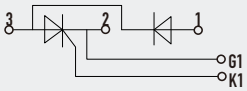

Fig.17