



*Image for illustrative purpose only*

## Summary

[Request a quote](#)

[Catalog](#)

Number of contacts Low Voltage	3
Wire Size/AWG	34 - 28
Plug	Plug - Straight
Locking system	Push-pull
Jacket cable outside diameter [mm]	2.80 - 3.50 mm
Size	00
Suggested matching part	<a href="#">EGG.00.303.CLL</a>
Series	B - Indoor keyed

[https://www.lemo.com/int\\_en/solutions/originals/b-indoor-keyed/fgg-00-303-clad35.html](https://www.lemo.com/int_en/solutions/originals/b-indoor-keyed/fgg-00-303-clad35.html)

LEMO products and services are provided "as is". LEMO makes no warranties or representations with regard to LEMO product & services or use of them, express, implied or statutory, including for accuracy, completeness, or security. The user is fully responsible for his products and applications using LEMO components.

# Technical details

## Electrical Configuration

Number of contacts Low Voltage	3
Contact Termination Low voltage	Solder
R (max)	8.7 mOhm
Insert configuration value	0.303 - 3 Low Voltage
Insulator	L: PEEK (UL 94 / V-0/1.5)
Rated current	3 A
Vtest (contact-contact)	1.1 kV (DC)
Vtest (contact-shell)	1.4 kV (DC)
Max. Solid Conductor	0.09 mm <sup>2</sup> (AWG 28)
Max. Stranded Conductor	0.05 mm <sup>2</sup> (AWG 30)
Bucket Dia.	0.4 mm (0.016in)
Contact Dia.	0.5 mm (0.02in)
Wire Size/AWG	34 - 28

## Form & Material

Shell style / Model id	FG - Straight plug, cable collet
Plug	Straight
Housing material	Brass (chrome plated [SAE AMS 2460]) shell and collet nut, nickel plated [SAE AMS QQ N 290] brass latch sleeve and mid pieces
Locking system	Push-pull
Keying	G: 1 key (alpha=0, plug: male contacts, receptacle: female contacts)
Colour	Grey
Weight	3.41 g

[https://www.lemo.com/int\\_en/solutions/originals/b-indoor-keyed/fgg-00-303-clad35.html](https://www.lemo.com/int_en/solutions/originals/b-indoor-keyed/fgg-00-303-clad35.html)

LEMO products and services are provided "as is". LEMO makes no warranties or representations with regard to LEMO product & services or use of them, express, implied or statutory, including for accuracy, completeness, or security. The user is fully responsible for his products and applications using LEMO components.

## Environment

Environmental sealing (IP rating)	IP50
Temperature range	-55°C / +250°C
Climatical Category	50/175/21
Humidity (max)	<=95% [at 60 deg C /140 F]
Shielding (min)	75 dB (10 MHz)
Shielding (min)	40 dB (1 GHz)
Shock Resistance	100 g [ 6 ms]
Vibration	15 g [10 Hz - 2000 Hz]
Salt Spray Corrosion	>1000 hr

## Cable fixation






Cable termination protection	Standard back nut (no additional protection)
Fixation type	Cable collet
Jacket cable outside diameter [mm]	2.80 - 3.50 mm

# Recommended By Lemo

## Accessories

Compatible cap	<a href="#">BFG.00.100.PCSG</a>
----------------	---------------------------------

# Cables

Cable PartNumber	Material	Colour	Cable image
CMN.03.T28.031PGCE	PVC	GREY	
CMN.03.T28.031PGZE		grey	
CMN.03.T28.031PNCE	PVC	Black	
CMN.03.T28.031PNZE			
3050	PVC	Black	
3081	PVC	Black	

[https://www.lemo.com/int\\_en/solutions/originals/b-indoor-keyed/fgg-00-303-clad35.html](https://www.lemo.com/int_en/solutions/originals/b-indoor-keyed/fgg-00-303-clad35.html)

LEMO products and services are provided "as is". LEMO makes no warranties or representations with regard to LEMO product & services or use of them, express, implied or statutory, including for accuracy, completeness, or security. The user is fully responsible for his products and applications using LEMO components.