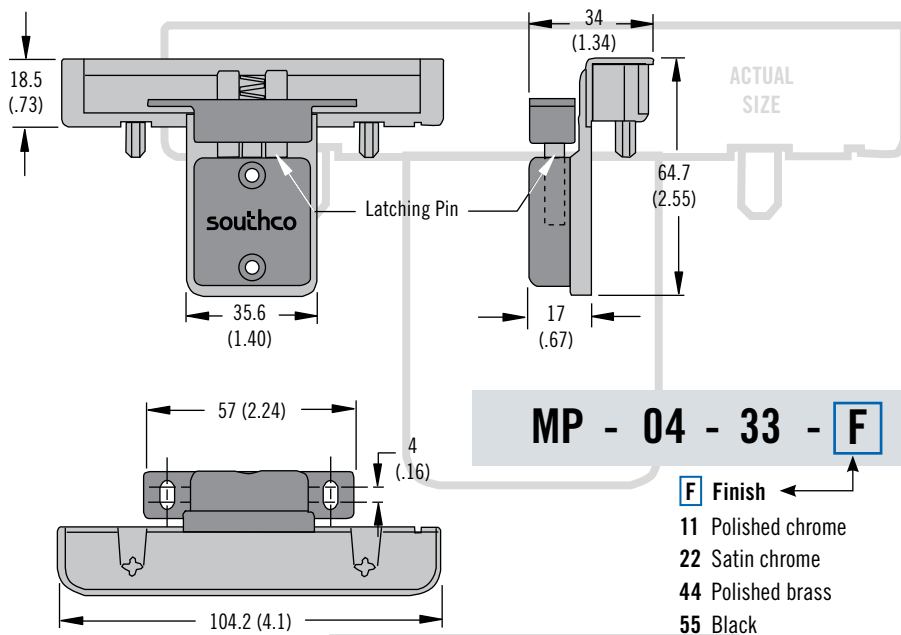


# MP Polar MAGNETIC DEADBOLT LATCH



- Suitable for applications with soft-close-drawer runners
- Sleek style and design provides a clean look
- Simple operation for interior applications only

### Material and Finish:

Drawer cup: ABS, Handle: PC/ABS, see part number table for finish  
 Latch housing: Nylon black  
 Keeper body & rocker arm: Glass filled nylon black  
 Latching Pin: Die cast zinc chrome plated  
 Springs: 302 stainless steel passivated  
 Magnets: Neodymium iron boron nickel plated  
 Screws (4 supplied): Stainless steel black

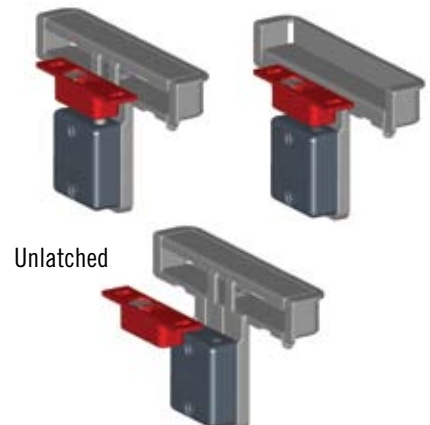
### Performance Detail:

Max. static load: 545 N (122 lbs)

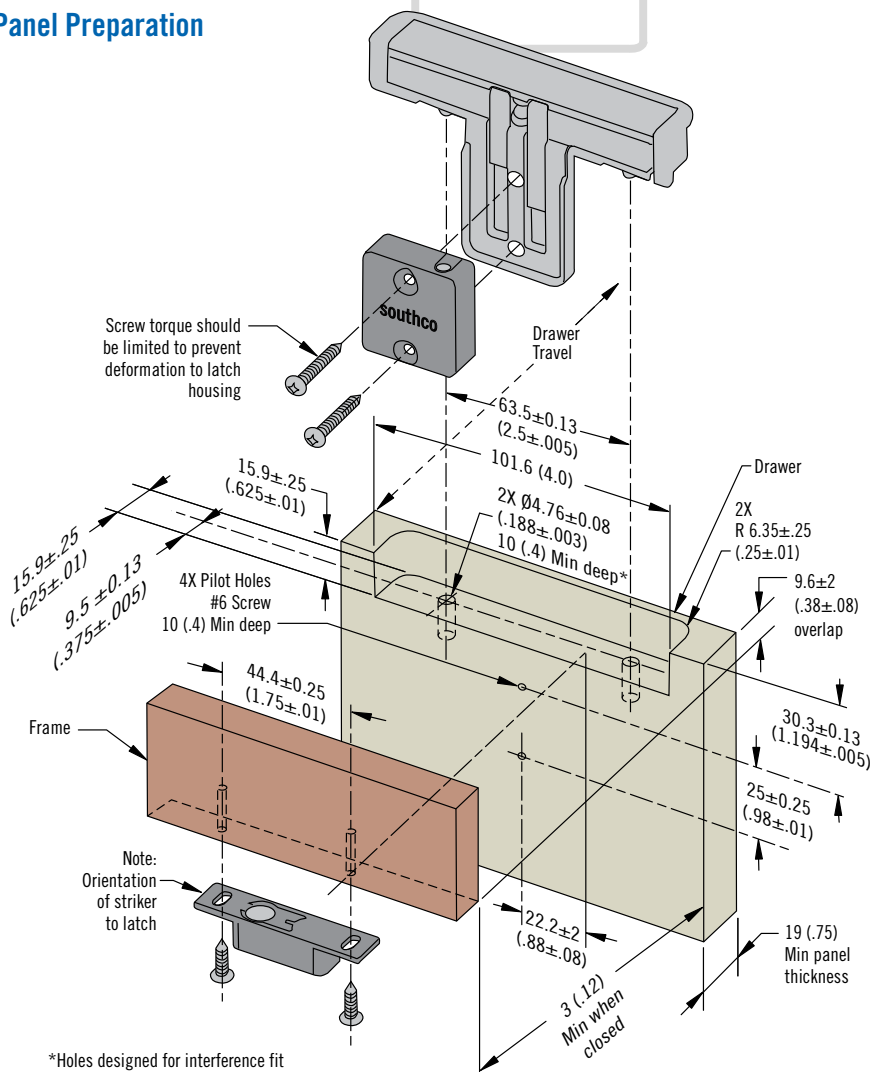
### Operation

Handle Up  
(Pin engaged)

Handle Down  
(Pin disengaged)



## Panel Preparation



Contact Southco Marine for more information

www.southcomarine.com