
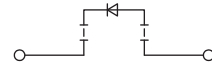


# Screw Disconnect Terminal Blocks



**CTR 2.5D**



## Features of Disconnect( Diode ) Terminal Blocks (CTR2.5D/4D/6D/10D)

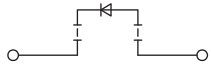
- Installing the diode plug easily and quickly on the terminal rails(Ease of fault finding).
- Various diode circuits are available for different application.
- Suitable for broad range of cross-section and types of wires.
- Wires can be connected without any special preparation.
- An excellent vibration proof protection against loosening.
- Stable and low contact resistances.
- Easy mounting and dismounting from the terminal rail.

## 分離型( 內接二極體 )接線座之特性 (CTR2.5D/4D/6D/10D)

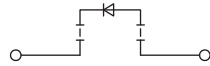
- 二極體插頭安裝及更換容易 (有利於故障診斷)
- 適用不同之二極體電路及應用類型
- 適合範圍寬廣的導線線徑
- 簡易的導線連接方式
- 優良的抗震防鬆設計
- 低且穩定的接觸電阻
- 接線座從軌道上安裝及拆卸容易

Specifications (產品規格)	2.5 mm <sup>2</sup>		
<b>Technical Data (技術參數)</b>	<b>Rated voltage/Rated current/Wire size</b>		
UL	cUL <sup>us</sup> 600 V/ 2A/AWG 12-22		
CSA	600 V/ 2A/AWG 12-22		
IEC	400 V/2 A/0.5-2.5mm <sup>2</sup>		
Insulating impulse voltage withstand /Pollution degree (額定衝擊電壓 /污染等級)	6KV / 3		
Torque ( lb-in ) (扭緊力矩)	4.5		
Clamping Screw (M) (螺絲)	M3		
Insulation stripping length(mm) (剝線長度)	10-12 mm		
Material/Availible Color (材質顏色)			
<b>Rail Dimensions (導軌尺寸)</b>	<b>T / W / H (mm)</b>		
For TS35x7.5	5 x 60 x 47.5 +18(CSD2.5)		
For TS35x15	5 x 60 x 55 +18(CSD2.5)		
<b>Accessories (附件)</b>	<b>Cat. No.</b>	<b>Qty.</b>	
End Bracket (終端擋板)	SEW35	50	
	CEW35/2	50	
End Plate (擋板)	CEP 1	50	
Partition (擋板/隔片)	CEP 2	50	
Comb Link (邊接式聯接件)	CQB 2.5/2	50	
	CQB 2.5/3	50	
	CQB 2.5/10	20	
MarkingTags (標記號)	W5 W5Z W5K	500	
	W7 W7Z W7K	400	
Test plug (測試插頭)		-	
Socket (測試插孔)		-	
Diode Plug (二極體插頭)	+  -	CSD2.5	25
	-  +	CSD2.5	25
LED Fuse Type (顯示型保險絲插座) Insert			
Protection Cover (防觸蓋)	DP1	20	
Retaining Plates (中界板)	AD2	50	
Tool (工具)	DS3		

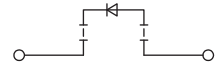
### CTR 4D



### CTR 6D



### CTR 10D



Specifications (產品規格)	4 mm <sup>2</sup>	6 mm <sup>2</sup>	10 mm <sup>2</sup>
<b>Technical Data (技術參數)</b>	<b>Rated voltage/Rated current/Wire size</b>	<b>Rated voltage/Rated current/Wire size</b>	<b>Rated voltage/Rated current/Wire size</b>
UL	c  600 V / 2A / AWG 12-22	600 V / 3A / AWG 12-22	600 V / 3A / AWG 12-22
CSA	600 V / 2A / AWG 12-22	600 V / 3A / AWG 12-22	600 V / 3A / AWG 12-22
IEC	800 V / 2A / 0.5-4mm <sup>2</sup>	500 V / 3A / 0.5-6mm <sup>2</sup>	500 V / 3A / 1.5-10mm <sup>2</sup>
Insulating impulse voltage withstand / Pollution degree (額定衝擊電壓 / 污染等級)	6KV / 3	8KV / 3	8KV / 3
Torque (lb-in) (扭緊力矩)	6	14	19
Clamping Screw (M) (螺絲)	M3	M4	M4
Insulation stripping length(mm) (剝線長度)	10-12 mm	12-14 mm	12-14 mm
Material/Available Color (材質顏色)			
<b>Rail Dimensions (導軌尺寸)</b>	<b>T / W / H (mm)</b>	<b>T / W / H (mm)</b>	<b>T / W / H (mm)</b>
For TS35x7.5	6x 60 x 47.5 +18(CSD4)	8 x 60 x 47.5 + 18(CSD6)	10x 60 x 47.5 + 18(CSD10)
For TS35x15	6 x 60 x 55 +18(CSD4)	8 x 60 x 55 + 18(CSD6)	10 x 60 x 55 + 18(CSD10)
<b>Accessories (附件)</b>	<b>Cat. No.</b> <b>Qty.</b>	<b>Cat. No.</b> <b>Qty.</b>	<b>Cat. No.</b> <b>Qty.</b>
End Bracket (終端擋板)	SEW35      50 CEW35/2      50	SEW35      50 CEW35/2      50	SEW35      50 CEW35/2      50
End Plate (擋板)	CEP 1      50	CEP 5      50	CEP 5      50
Partition (擋板/隔片)	CEP 2      50	CEP 2      50	CEP 2      50
Comb Link (邊接式聯接件)	CQB 4/2      50	CQB 6/2      50	CQB 10/2      50
	CQB 4/3      50	CQB 6/3      50	CQB 10/3      50
	CQB 4/10      20	CQB 6/10      20	CQB 10/10      20
Marking Tags (標記號)	W6 W6Z W6K      500 W8 W8Z W8K      400	W6 W6Z W6K      500 W8 W8Z W8K      400	W6 W6Z W6K      500 W8 W8Z W8K      400
	Test plug (測試插頭)	-	-
Socket (測試插孔)	-	-	-
Diode Plug (二極體插頭)	+  -      CSD4      25	+  -      CSD6      25	+  -      CSD10      25
	-  +      CSD4      25	-  +      CSD6      25	-  +      CSD10      25
LED Fuse Type (顯示型保險絲插座) Insert	CSI4      25	CSI6      25	CSI10      25
Protection Cover (防觸蓋)	DP1      20	DP1      20	DP1      20
Retaining Plates (中界板)	AD2      50	AD2      50	AD2      50
Tool (工具)	DS3	DS4	DS4