



DATA SHEET

3VA61 150A Frame Electronic Trip Circuit Breakers

With global certifications including UL489, CSA22.2 and IEC 60947-2.
Find out more at usa.siemens.com/3VA

SIEMENS



3VA61 150A 3-Pole

Interrupting Ratings for 3VA61

Interrupting Class	Breaker Type	RMS Symmetrical Amperes (kA)				
		Volts AC (50/60 Hz)				
		240	480Y/277V	480	600Y/347V	600
M	MDAE	100	35	35	18	18
H	HDAE	100	65	65	22	22
C	CDAE	200	100	100	35	35
L	LDAE	200	150	150	50	50
E	EDAE	—	200	200	100	100

Enclosures (3-pole only)

Nema Type	Catalog Number
1 surface	3VAE250N1S
1 flush	3VAE250N1F
3R	3VAE250N3R
12	3VAE250N12
4X (304)	3VAE250N4X
4X (316)	3VAE250N4X316
Neutral	N250X
200% Neutral	N2250X

Dimensions

Breaker	Poles	W in. (mm)	H in. (mm)	D in. (mm)	lbs.	kg
3VA61	3	4.1 (105)	7.8 (198)	3.4 (86)	5.5	2.5
3VA61	4	5.5 (140)	7.8 (198)	3.4 (86)	7.1	3.2

Shipping Weight

Connectors for 75C wire for 3VA61

Type	Minimum cable size	Maximum cable size	Part Number (kit of 3 lugs)	Part Number (kit of 4 lugs)
Steel Wrap around (Cu cable only) single cable lugs ^②	AWG 10	3/0	3VA9143-0JA12	3VA9144-0JA12
	AWG 4	350 kcmil	3VA9243-0JA12	3VA9244-0JA12
Aluminum Body Lug (Cu/Al cable) single cable lugs ^①	AWG 14	1/0	3VA9143-0JB11	3VA9144-0JB11
	AWG 6	350 kcmil	3VA9243-0JB12 ^④	3VA9244-0JB12 ^④
Aluminum body lug with control wire tap (Cu/Al cable) single cable lugs ^①	AWG 14	1/0	3VA9143-0JG11 ^③	3VA9144-0JG11 ^③
	AWG 6	350 kcmil	3VA9243-0JG12	3VA9244-0JG12
Aluminum body lug large (Cu/Al cable) single cable lugs and 1 extended terminal cover ^①	AWG 2	350 kcmil	3VA9243-0JJ13	3VA9244-0JJ13
Aluminum body lug large with control wire tap (Cu/Al cable) single cable lugs and 1 extended terminal cover ^①	AWG 2	350 kcmil	3VA9243-0JC13	3VA9244-0JC13
Aluminum body lug, 2 cables (Cu/Al cable) with 1 extended terminal cover ^①	AWG 4	300 kcmil	3VA9243-0JJ22	3VA9244-0JJ22
Aluminum body lug, 2 cables (Cu/Al cable) with control wire tap and 1 extended terminal cover ^①	AWG 4	300 kcmil	3VA9243-0JC22	3VA9244-0JC22
Distribution lug, 6 Cables (Cu/Al cable) with 1 extended terminal cover ^②	AWG 14	AWG 2	3VA9243-0JF60	3VA9244-0JF60
Copper body lug (Cu cable only) single cable lugs kit of 3 single lugs ^①	AWG 14	1/0	3VA9143-0JD11	3VA9144-0JD11
	AWG 6	350 kcmil	3VA9243-0JD12	3VA9244-0JD12
Copper body lug (Cu cable only) with control wire tap single cable lugs ^①	AWG 14	1/0	3VA9143-0JK11 ^③	3VA9144-0JK11 ^③
	AWG 6	350 kcmil	3VA9243-0JK12	3VA9244-0JK12

① Meets requirements for 100% rated breakers up to 150A.

② Meets requirements for 100% rated breakers up to 100A.

③ Limited to 150A including the control wire tap.

④ Standard lug installed at the factory when breaker ordered with a "6" in the 12th position.

Padlock Accessory

Description	Catalog Number
Padlock device for the 3VA61 breaker	3VA9138-0LB11

Applicable Standards:

- UL489 - Molded Case Circuit Breakers
- UL486A - Wire connectors and solderless lugs for use with copper
- UL486B - Wire connectors and solderless lugs for use with aluminum wire
- CSA-22.2 No. 5-13 - Molded Case Circuit Breakers, Molded case switches and circuit breaker enclosures
- EN 60947-1 AMD 2 - Molded case circuit breakers
- EN 60947-2 AMD 2 2013
- EN 50581 2012 - RoHS compliant
- All 3VA breakers are HACR rated per UL

3-series Electronic Trip Units

ETU320-LI, ETU330-LIG, ETU350-LSI

Continuous Amperage	LI, LIG, LSI			LSI		LIG	LI, LIG, LSI 4P only
I_n (Amp)	I_n (Amp) (L)	t_{td} (sec) (L)	I_i (Amp) (I)①	$I_{ca} = xI_r$ (Amp) (S)	t_{ca} (sec) (S)	I_r (Amp) (G)	$I_n = xI_r$ (Amp)
40	15 - 40	0.5 - 17	60-480	1.5 - 10	0.08 - 0.4	15 - 40	1 / OFF
60	24 - 60	0.5 - 17	90 - 720	1.5 - 10		15 - 60	1 / OFF
100	40 - 100	0.5 - 17	150 - 1200	1.5 - 10		20 - 100	0.5 - 1 / OFF
150	60 - 150	0.5 - 17	225 - 1500②	1.5 - 10		30 - 150	0.5 - 1 / OFF

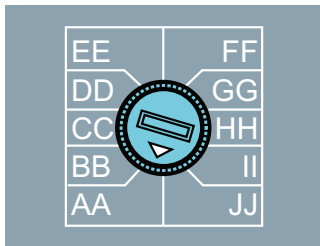
① I_i for ETU350 is fixed at the maximum level shown in table.

② E-Interrupting Class breakers : I_i 225 - 1800

ETU320

Parameters for ETU320

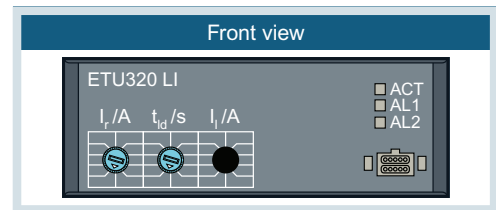
The parameters are selected with the setting knob. The diagram below shows an example of the possible selections with setting knob I_r .



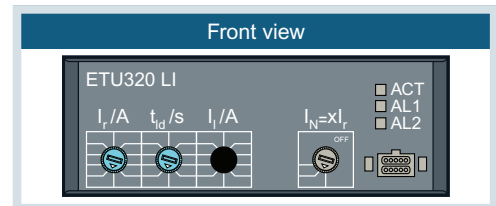
The values for the respective setting are listed in the tables below:

Electronic trip unit ETU320 LI

ETU320 LI
3-pole:



ETU320 LI
4-pole:



Current settings values – I_r

	Breaking capacity class	Rated current I_n [A]	Setting values I_r [A]									
			AA	BB	CC	DD	EE	FF	GG	HH	II	JJ
3VA6140	M / H / C / L	40	15	20	25	28	30	32	35	37	39	40
3VA6160	E	60	24	30	37	42	45	48	52	55	58	60
3VA6110	M / H / C / L / E	100	40	50	60	70	75	80	85	90	95	100
3VA6115	M / H / C / L / E	150	60	70	80	90	100	110	125	135	145	150

Long-time delay setting values – t_{td}

	Breaking capacity class	Rated current I_n [A]	Setting values t_{td} [s]									
			AA	BB	CC	DD	EE	FF	GG	HH	II	JJ
3VA6140	M / H / C / L	40	0.5	0.75	1	2	3	5	8	10	14	17
3VA6160	E	60	0.5	0.75	1	2	3	5	8	10	14	17
3VA6110	M / H / C / L / E	100	0.5	0.75	1	2	3	5	8	10	14	17
3VA6115	M / H / C / L / E	150	0.5	0.75	1	2	3	5	8	10	14	17

Instantaneous pickup setting values – I_i

	Breaking capacity class	Rated current I_n [A]	Setting values I_i [A]									
			AA	BB	CC	DD	EE	FF	GG	HH	II	JJ
3VA6140	M / H / C / L	40	60	80	100	120	160	200	240	320	400	480
3VA6160	E	60	90	120	150	180	240	300	360	480	600	720
3VA6110	M / H / C / L / E	100	150	200	250	300	400	500	600	800	1000	1200
3VA6115	M / H / C / L	150	225	300	375	450	600	750	900	1200	1350	1500
3VA6115	E	150	225	300	375	450	600	750	900	1200	1500	1800

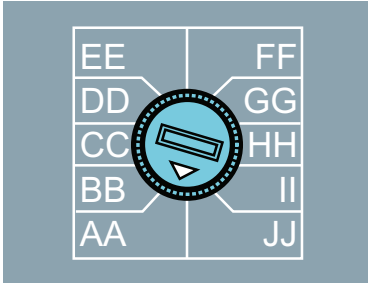
Neutral current setting values – I_N

	Breaking capacity class	Rated current I_n [A]	Setting values $I_N = x I_r$ [A]									
			AA	BB	CC	DD	EE	FF	GG	HH	II	JJ
3VA6140	M / H / C / L	40	1	OFF	OFF	OFF	OFF	OFF	OFF	OFF	OFF	OFF
3VA6160	E	60	1	OFF	OFF	OFF	OFF	OFF	OFF	OFF	OFF	OFF
3VA6110	M / H / C / L / E	100	0.5	1	OFF	OFF	OFF	OFF	OFF	OFF	OFF	OFF
3VA6115	M / H / C / L / E	150	0.5	1	OFF	OFF	OFF	OFF	OFF	OFF	OFF	OFF

ETU350

Parameters for ETU350

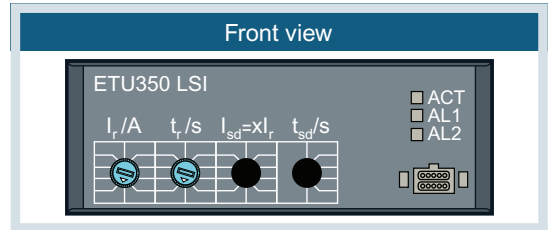
The parameters are selected with the setting knob. The diagram below shows an example of the possible selections with setting knob I_r .



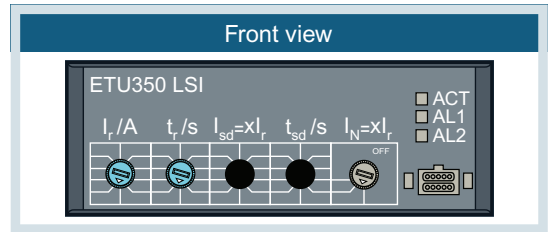
The values for the respective setting are listed in the tables below:

Electronic trip unit ETU350 LSI

ETU350 LSI 3-pole:



ETU350 LSI 4-pole:



Current settings values – I_r

	Breaking capacity class	Rated current I_n [A]	Setting values I_r [A]									
			AA	BB	CC	DD	EE	FF	GG	HH	II	JJ
3VA6140	M / H / C / L	40	15	20	25	28	30	32	35	37	39	40
3VA6160	E	60	24	30	37	42	45	48	52	55	58	60
3VA6110	M / H / C / L / E	100	40	50	60	70	75	80	85	90	95	100
3VA6115	M / H / C / L / E	150	60	70	80	90	100	110	125	135	145	150

Long-time delay setting values – t_{ld}

	Breaking capacity class	Rated current I_n [A]	Setting values t_{ld} [s]									
			AA	BB	CC	DD	EE	FF	GG	HH	II	JJ
3VA6140	M / H / C / L	40	0.5	0.75	1	2	3	5	8	10	14	17
3VA6160	E	60	0.5	0.75	1	2	3	5	8	10	14	17
3VA6110	M / H / C / L / E	100	0.5	0.75	1	2	3	5	8	10	14	17
3VA6115	M / H / C / L / E	150	0.5	0.75	1	2	3	5	8	10	14	17

Instantaneous pickup setting values – I_i

	Breaking capacity class	Rated current I_n [A]	Fixed values I_i [A]	
			$x I_n$	[A]
3VA6140	M / H / C / L	40	12	480
3VA6160	E	60	12	720
3VA6110	M / H / C / L / E	100	12	1200
3VA6115	M / H / C / L	150	10	1500
3VA6115	E	150	10	1500

Short-time pickup setting values – I_{sd}

	Breaking capacity class	Rated current I_n [A]	Setting values $I_{sd} = x I_r$ [A]									
			AA	BB	CC	DD	EE	FF	GG	HH	II	JJ
3VA6140	M / H / C / L	40	1.5	2	2.5	3	3.5	4	5	6	8	10
3VA6160	E	60	1.5	2	2.5	3	3.5	4	5	6	8	10
3VA6110	M / H / C / L / E	100	1.5	2	2.5	3	3.5	4	5	6	8	10
3VA6115	M / H / C / L	150	1.5	2	2.5	3	3.5	4	5	6	8	10
3VA6115	E	150	1.5	2	2.5	3	3.5	4	5	6	8	10

Short-time delay setting values – t_{sd}

	Breaking capacity class	Rated current I_n [A]	Setting values t_{sd} [s]									
			AA	BB	CC	DD	EE	FF	GG	HH	II	JJ
3VA6140	M / H / C / L	40	0	0	0	0	0	0.08	0.15	0.22	0.3	0.4
3VA6160	E	60	0	0	0	0	0	0.08	0.15	0.22	0.3	0.4
3VA6110	M / H / C / L / E	100	0	0	0	0	0	0.08	0.15	0.22	0.3	0.4
3VA6115	M / H / C / L	150	0	0	0	0	0	0.08	0.15	0.22	0.3	0.4
3VA6115	E	150	0	0	0	0	0	0.08	0.15	0.22	0.3	0.4

Neutral current setting values – I_N

	Breaking capacity class	Rated current I_n [A]	Setting values $I_N = x I_r$ [A]									
			AA	BB	CC	DD	EE	FF	GG	HH	II	JJ
3VA6140	M / H / C / L	40	1	OFF	OFF	OFF	OFF	OFF	OFF	OFF	OFF	OFF
3VA6160	E	60	1	OFF	OFF	OFF	OFF	OFF	OFF	OFF	OFF	OFF
3VA6110	M / H / C / L / E	100	0.5	1	OFF	OFF	OFF	OFF	OFF	OFF	OFF	OFF
3VA6115	M / H / C / L / E	150	0.5	1	OFF	OFF	OFF	OFF	OFF	OFF	OFF	OFF

5-series and 8-series Electronic Trip Units

Parameter input via display unit

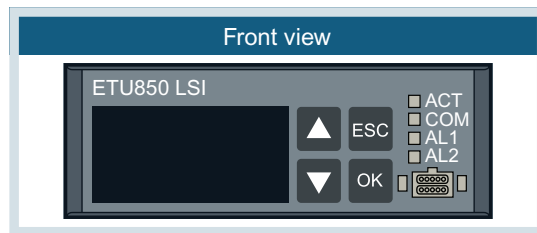
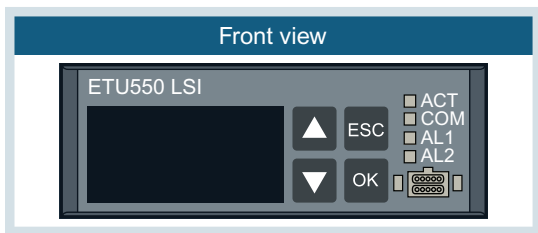
Parameters are set via the display unit and its buttons. This functionality is available, however, only if a separate, dedicated power supply is connected to the molded case circuit breaker or if a current flow is more than 20% of I_n in one of the 3 phases. Alternatively, temporary power can be supplied with one of the available test devices: TD300 (3VA9977-0MA10) or TD500 (3VA9977-0MB10) in order to make adjustments before the equipment is fully installed and powered up.

ETU550-LSI, ETU556 LSI(A), ETU560-LSIG, ETU820-LI, ETU830-LIG, ETU850-LSI, ETU856 LSI(A), ETU860-LSIG

Continuous Amperage	LI, LIG, LSI, LSIG, LSI(G)			LSI, LSIG, LSI(G)		LIG, LSIG, LSI(G)		LSI 3P with External CT	LI, LIG, LSI, LSIG, LSI(G) 4P only
I_n (Amp)	I_n (Amp) (L) ^①	t_{sd} (sec) (L)	I_n (Amp) (I)	I_{sd} (Amp) (S)	t_{sd} (sec) (S)	I_n (Amp) (G)	t_g (G)	$I_n=I_{xl}$ (Amp)	I_n (Amp)
40	15 - 40	0.5 - 25	60-480	24 - 400	0.05 - 0.5	15 - 40	0.05 - 0.8	15 - 64 / OFF	15 - 64 / OFF
60	24 - 60	0.5 - 25	90 - 750	36 - 600		15 - 60		24 - 96 / OFF	24 - 96 / OFF
100	40 - 100	0.5 - 25	150-1200	60 - 1000		20 - 100		20 - 160 / OFF	20 - 150 / OFF
150	60 - 150	0.5 - 20 ^②	225-1500	90 - 1500		30 - 150		30 - 240 / OFF	30 - 150 / OFF

① Adjustable in steps of 1A.

② E-Interrupting Class breakers with ETU 856 and 860 t_{sd} 0.5 - 25



Catalog Numbering Logic



Trip Unit Protection Functions										
3VA6		L	S	I	G	N	LCD	com.	measurement values	
ETU320 LI	MCCB	adj		adj		0%/50%/100%				HL
ETU330 LIG	MCCB	adj		adj	adj	0%/50%/100%				HM
ETU350 LSI	MCCB	adj	adj	fix		0%/50%/100%				HN
ETU550 LSI	MCCB	adj	adj	adj		20/40%...100/160%	yes	yes	standard	JP
ETU556 LSI(G)	MCCB	adj	adj	adj	alarm	20/40%...100/160%	yes	yes	standard	JT
ETU560 LSIG	MCCB	adj	adj	adj	adj	20/40%...100/160%	yes	yes	standard	JQ
ETU820 LI	MCCB	adj		adj		20/40%...100/160%	yes	yes	advanced	KL
ETU830 LIG	MCCB	adj		adj	adj	20/40%...100/160%	yes	yes	advanced	KM
ETU850LSI	MCCB	adj	adj	adj		20/40%...100/160%	yes	yes	advanced	KP
ETU856 LSI(G)	MCCB	adj	adj	adj	alarm	20/40%...100/160%	yes	yes	advanced	KT
ETU860 LSIG	MCCB	adj	adj	adj	adj	20/40%...100/160%	yes	yes	advanced	KQ
ETU310M	MCP			adj						MS
MCS110	MCS			fix						BB

Internal Accessories

Auxiliary and Alarm Switches (Form C → 1 NO and 1 NC)

Switch Type	Width	AC 50/60 Hz	DC	Catalog Number
Auxiliary Switch (AUX) HQ	1 slot	24 ... 300V	24 ... 250V	3VA9978-0AA12
Leading Changeover Switch (LCS) HQ				3VA9978-0AA22
Trip/Bell Alarm Switch (TAS) HQ				3VA9978-0AB12
Electronic Alarm (EAS) HQ electronic ^①				3VA9978-0AB22
Auxiliary Switch (AUX) HP	2 slots	24 ... 600V	24 ... 250V	3VA9978-0AA11
Leading Changeover Switch (LCS) HP				3VA9978-0AA21
Trip/Bell Alarm Switch (TAS) HP				3VA9978-0AB11
Electronic Alarm (EAS) HP ^①				—
Auxiliary Switch (AUX) HQ electronic	1 slot	24 ... 300V	24 ... 250V	3VA9978-0AA13
Leading Changeover Switch (LCS) HQ electronic				3VA9978-0AA23
Trip/Bell Alarm Switch (TAS) HQ electronic				3VA9978-0AB13
Electronic Alarm (EAS) HQ electronic ^①				3VA9978-0AB23

Shunt Trips

Type	VAC 50/60 Hz	VDC	Catalog Number (3 slots)
Shunt Trip Left (STL)	380 ... 600	—	3VA9978-0BL20
	—	12	3VA9978-0BL10
	24	24 ... 30	3VA9978-0BL30
	48 ... 60	48 ... 60	3VA9978-0BL31
	110 ... 127	110 ... 127	3VA9978-0BL32
Shunt Trip Flexible (STF) ^②	208 ... 277	220 ... 250	3VA9978-0BL33
	24	—	3VA9978-0BA20
	48 ... 60	—	3VA9978-0BA21
	110 ... 127	—	3VA9978-0BA22
	208 ... 277	—	3VA9978-0BA23
	380 ... 500	—	3VA9978-0BA24
	600	—	3VA9978-0BA25

Undervoltage Release

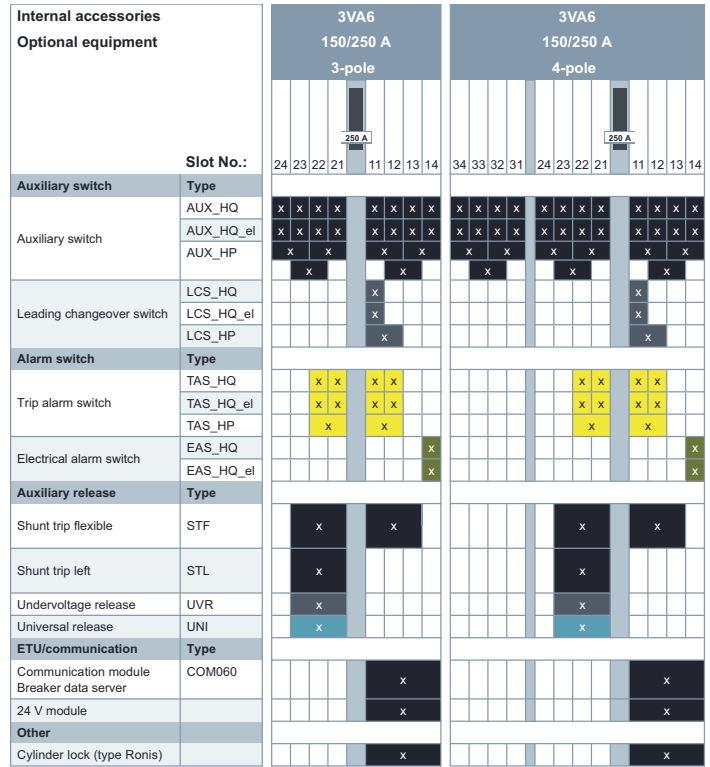
Type	VAC 50/60 Hz	VDC	Catalog Number
Undervoltage Release (UVR)	—	12	3VA9978-0BB10
	—	24	3VA9978-0BB11
	—	48	3VA9978-0BB12
	—	125 ... 127	3VA9978-0BB14
	—	250	3VA9978-0BB16
	24	—	3VA9978-0BB20
	120 ... 127	—	3VA9978-0BB24
	208 ... 230	—	3VA9978-0BB25
	440 ... 480	—	3VA9978-0BB27

Universal Release (Undervoltage and Shunt trip)

Type	VAC 50/60 Hz	VDC	Catalog Number
Universal Release (UNI)	—	12	3VA9978-0BD11
	—	24	3VA9978-0BD12
	—	48	3VA9978-0BD13

Time-delay Device for Undervoltage Release





Type	VAC 50/60 Hz	VDC	Delay Time	Catalog Number
Time-delay Device (mounted external to circuit breaker)	230	230	Fixed – 100ms minimum	3VA9978-0BF22
	—	24	Fixed – 100ms minimum	3VA9978-0BF23








① Use only with 3VA6.

② Shunt trip flexible can be used in the left pocket of the 3VA5 breakers. They can be used in the left or right pocket of the 3VA6 breakers.

Modules

	Type	For molded case circuit breakers / rated current		Part Number
		3VA61/62 150A/250 A	3VA63/64/65/66 400A/600A 800A/1000A	
	24 V Module ■ 24 V DC ■ For mounting in the right-hand accessories compartment of the 3VA6 ■ Optional energy supply for the ETU, also includes continuous operation of the ETU display and the metering function of the ETU 8-series	✓	—	3VA9177-0TB50
		—	✓	3VA9377-0TB50
	COM060 communication module ■ For mounting in the right-hand accessories compartment of the 3VA6 molded case circuit breaker (including ETU power supply) ■ Communication with the COM800/COM100 breaker data server via the 3VA-line ■ Not required for 3VA67-69 ■ Including a T-Connector	✓	—	3VA9177-0TB10
		—	✓	3VA9377-0TB10
	Spare SLC adapter COM060, 24 V module accessory for: ■ 3VA61/62 100/150/250	✓	—	3VA9187-0TB60
	Spare SLC adapter COM060, 24 V module accessory for: ■ 3VA63/64 400/600	—	✓	3VA9387-0TB60





Breaker data server

	Type	Part Number
	COM800 breaker data server ■ 2 terminating resistors ■ Central communication module for connecting up to eight 3VA6 molded case circuit breakers via the 3VA-line ■ Ethernet 10/100 Mbit/s interface ■ Communication via Ethernet (Modbus TCP) ■ Module slot for plugging on an optional PROFIBUS DP, PROFINET or RS485 module	3VA9977-0TA10
	COM100 breaker data server ■ 2 terminating resistors ■ Central communication module for connecting one 3VA6 molded case circuit breaker ■ Ethernet 10/100 Mbit/s interface ■ Communication via Ethernet (Modbus TCP) ■ Module slot for plugging on an optional PROFIBUS DP, PROFINET or RS485 module	3VA9977-0TA20
	7KM PAC PROFIBUS DP expansion module ■ The 7KM PAC PROFIBUS DP expansion module is used for connecting the COM800/COM100 breaker data server, and the 3VA molded case circuit breakers connected to it, to PROFIBUS DPV1 ■ The 7KM PAC PROFIBUS DP expansion module provides the status and measured quantities of the 3VA molded case circuit breaker for the PROFIBUS DP master. It receives information (e.g. commands) from the PROFIBUS DP master, and forwards this information to the 3VA molded case circuit breaker	7KM9300-0AB01-0AA0
	7KM PAC Switched Ethernet PROFINET expansion module ■ The 7KM PAC Switched Ethernet PROFINET expansion module is used to connect the COM800/COM100 breaker data server, and the connected 3VA molded case circuit breaker, to PROFINET via two Ethernet interfaces ■ The 7KM PAC Switched Ethernet PROFINET expansion module provides the status and measured quantities of the 3VA molded case circuit breaker to PROFINET via the PROFINET IO, PROFinergy and Modbus TCP protocols	7KM9300-0AE01-0AA0
	7KM PAC RS485 Modbus RTU expansion module ■ The 7KM PAC RS485 Modbus expansion module is used to connect the COM800/COM100 breaker data server, and the 3VA molded case circuit breaker connected to it, to Modbus RTU ■ The 7KM PAC RS485 Modbus expansion module provides the status and measured quantities of the 3VA molded case circuit breaker for the Modbus RTU master. It receives information (e.g. commands) from the Modbus RTU master, and forwards this information to the 3VA molded case circuit breaker	7KM9300-0AM00-0AA0


Accessories for Communication

	Type	Part Number
	T-Connector <ul style="list-style-type: none"> ■ Spare part ■ Provides spur line feeder to COM060 and loops to the next circuit breaker ■ Includes a connection adapter for mounting on the 3VA6 breaker enclosure 	3VA9987-0TG10
	DIN rail adapter For snapping the T-Connector onto a DIN rail	3VA9987-0TG11
	Preassembled T-Connector-to-T-Connector or T-Connector-to-COM800/ COM100 connecting cable <ul style="list-style-type: none"> ■ 0.4 m long 	3VA9987-0TC10
	<ul style="list-style-type: none"> ■ 1 m long 	3VA9987-0TC20
	<ul style="list-style-type: none"> ■ 2 m long 	3VA9987-0TC30
	<ul style="list-style-type: none"> ■ 4 m long 	3VA9987-0TC40
	Preassembled connecting cable for extending the COM060-to-T-Connector spur line connection <ul style="list-style-type: none"> ■ 0.4 m long 	3VA9987-0TF20
	<ul style="list-style-type: none"> ■ 0.8 m long 	3VA9987-0TF10
	Additional bus terminating resistors	3VA9987-0TE10
	Voltage tap to external N conductor Cable for connecting the neutral point for the metering function of the 8-Series ETU, length 1.5 m	3VA9987-0UC10
	External current transformer as straight-through transformer. Connection of an external current transformer for the N conductor for 3-pole 3VA6 molded case circuit breakers for 5-series and 8-series ETUs (ETU850, ETU856, ETU860), including connecting cable <ul style="list-style-type: none"> ■ In = 25 ... 150A 	3VA9077-0NA10
	<ul style="list-style-type: none"> ■ In = 160 ... 350 A 	3VA9177-0NA10
	<ul style="list-style-type: none"> ■ In = 400 ... 630 A 	3VA9377-0NA10
	<ul style="list-style-type: none"> ■ In = 600 ... 1000 A 	3VA9677-0NA10
	DSP800 display <ul style="list-style-type: none"> ■ For displaying the status, measured values and parameters of up to 8 3VA6 molded cases circuit breakers ■ Connection to the COM800/COM100 via Ethernet for displaying information of the COM800/COM100 and the connected 3VA6 molded case circuit breaker 	3VA9977-0TD10
	EFB300 <ul style="list-style-type: none"> ■ External function box for connection to the ETU of the 3VA6 molded case circuit breaker ■ 4 digital outputs for information output, 1 digital input ■ ZSI functionality ■ S0 interface ■ Including cable 1.5 m in length 	3VA9977-0UA10
	Connecting cable for EFB300 and MMB300. Spare part <ul style="list-style-type: none"> ■ 1.5 m long 	3VA9987-0UB10
	<ul style="list-style-type: none"> ■ 3.0 m long 	3VA9987-0UB20
	<ul style="list-style-type: none"> ■ 3.0 m long for 3VA with EFB and RCD820 	3VA9987-0UB30


Test devices

	Type	Part Number
	<p>TD300</p> <ul style="list-style-type: none"> ■ Connection to the front interface of the ETU ■ Test device for activating the ETU and triggering a test trip 	<p>3VA9977-0MA10</p>
	<p>TD500</p> <ul style="list-style-type: none"> ■ Connection to the front interface of the ETU ■ Initiation of various test trips (LSING) ■ USB interface for connection of a PC using powerconfig ■ ETU parameterization ■ Including external power supply unit with adapter for Europe, UL and GB ■ Including connecting cable to the 3VA6 molded case circuit breaker 	<p>3VA9977-0MB10</p>
	<p>Spare part: External power supply for TD500 110 ... 240 V AC</p>	<p>3VA9987-0MX10</p>
	<p>Spare part: Cable for connecting to the TD500 to the 3VA6 molded case circuit breaker</p>	<p>3VA9977-0MY10</p>

Maintenance Mode Box

	<p>MMB300</p> <ul style="list-style-type: none"> ■ Realization of the NEC 240.87 (Arc Energy Reduction) -> personal protection during maintenance work ■ Switch into maintenance mode by changing the I- and G-protection to the lowest possible value through an external signal (e.g. door contact) ■ Available for all 3VA6 circuit breakers with electronic trip unit ■ Daisy chain up to 8 circuit breakers equipped with MMB300 ■ Additional digital output (D01) for ETU signals available ■ Capable of DIN rail mounting ■ Optional for 3VA67-69, DAS is integral on these frames ■ Includes cable 1.5m in length 	<p>3VA9977-0UF10</p>
---	--	-----------------------------

Product selection



3VA61
150A 3-Pole

Ordering Information

The numbers listed here are for complete, non-interchangeable trip circuit breakers without lugs.

For factory installed nut keepers (3VA92430QA00), change the 12th digit of the catalog number to "2" (required to install a breaker in a panelboard or switchboard that has a provision). (For example, a 35KA @480VAC, 40A, 3-pole, 3VA61 with nut keepers is catalog number 3VA6140-5HL32-0AA0).

For factory installed standard line and load lugs, change the 12th digit to "6" (standard lugs are identified in the lug table and footnotes in this section of the SpeedFax). (For example, a 35KA @480VAC, 40A, 3-pole, 3VA61 with lugs is catalog number 3VA6140-5HL36-0AA0). Alternate connectors can be ordered separately for field installation.

All 3VA61 electronic trip circuit breakers are available with 100% ratings. To order, change the 13th digit of the catalog number to the number "2". (For example, a 35KA @480VAC, 40A, 3-pole, 100% rated 3VA61 is catalog number 3VA6140-5HL31-2AA0). Requires the use of rated lugs — see lug table below.

Note: 100% option not available for E-interrupting class breakers.

All 3VA6 circuit breakers are certified to UL 489 Supplement SB, are marked "Naval", and are suitable for use at 50C. They are UL listed for reverse feed applications.

3VA61 150A Frame 3-Pole Electronic Trip Unit

Continuous Ampere	M-Interrupting Class (MDAE)	H-Interrupting Class (HDAE)	C-Interrupting Class (CDAE)	L-Interrupting Class (LDAE)	E-Interrupting Class (EDA E)
	Catalog Number	Catalog Number	Catalog Number	Catalog Number	Catalog Number
ETU320 LI with dials					
40	3VA6140-5HL31-0AA0	3VA6140-6HL31-0AA0	3VA6140-7HL31-0AA0	3VA6140-8HL31-0AA0	—
60	—	—	—	—	3VA6160-0HL31-0AA0
100	3VA6110-5HL31-0AA0	3VA6110-6HL31-0AA0	3VA6110-7HL31-0AA0	3VA6110-8HL31-0AA0	3VA6110-0HL31-0AA0
150	3VA6115-5HL31-0AA0	3VA6115-6HL31-0AA0	3VA6115-7HL31-0AA0	3VA6115-8HL31-0AA0	3VA6115-0HL31-0AA0
ETU330 LIG with dials					
40	3VA6140-5HM31-0AA0	3VA6140-6HM31-0AA0	3VA6140-7HM31-0AA0	3VA6140-8HM31-0AA0	—
60	—	—	—	—	3VA6160-0HM31-0AA0
100	3VA6110-5HM31-0AA0	3VA6110-6HM31-0AA0	3VA6110-7HM31-0AA0	3VA6110-8HM31-0AA0	3VA6110-0HM31-0AA0
150	3VA6115-5HM31-0AA0	3VA6115-6HM31-0AA0	3VA6115-7HM31-0AA0	3VA6115-8HM31-0AA0	3VA6115-0HM31-0AA0
ETU350 LSI with dials – fixed instantaneous					
40	3VA6140-5HN31-0AA0	3VA6140-6HN31-0AA0	3VA6140-7HN31-0AA0	3VA6140-8HN31-0AA0	—
60	—	—	—	—	3VA6160-0HN31-0AA0
100	3VA6110-5HN31-0AA0	3VA6110-6HN31-0AA0	3VA6110-7HN31-0AA0	3VA6110-8HN31-0AA0	3VA6110-0HN31-0AA0
150	3VA6115-5HN31-0AA0	3VA6115-6HN31-0AA0	3VA6115-7HN31-0AA0	3VA6115-8HN31-0AA0	3VA6115-0HN31-0AA0
ETU550 LSI with LCD					
40	3VA6140-5JP31-0AA0	3VA6140-6JP31-0AA0	3VA6140-7JP31-0AA0	3VA6140-8JP31-0AA0	—
100	3VA6110-5JP31-0AA0	3VA6110-6JP31-0AA0	3VA6110-7JP31-0AA0	3VA6110-8JP31-0AA0	—
150	3VA6115-5JP31-0AA0	3VA6115-6JP31-0AA0	3VA6115-7JP31-0AA0	3VA6115-8JP31-0AA0	—
ETU556 LSI(G Alarm) with LCD					
40	3VA6140-5JT31-0AA0	3VA6140-6JT31-0AA0	3VA6140-7JT31-0AA0	3VA6140-8JT31-0AA0	—
100	3VA6110-5JT31-0AA0	3VA6110-6JT31-0AA0	3VA6110-7JT31-0AA0	3VA6110-8JT31-0AA0	—
150	3VA6115-5JT31-0AA0	3VA6115-6JT31-0AA0	3VA6115-7JT31-0AA0	3VA6115-8JT31-0AA0	—
ETU560 LSIG with LCD					
40	3VA6140-5JQ31-0AA0	3VA6140-6JQ31-0AA0	3VA6140-7JQ31-0AA0	3VA6140-8JQ31-0AA0	—
100	3VA6110-5JQ31-0AA0	3VA6110-6JQ31-0AA0	3VA6110-7JQ31-0AA0	3VA6110-8JQ31-0AA0	—
150	3VA6115-5JQ31-0AA0	3VA6115-6JQ31-0AA0	3VA6115-7JQ31-0AA0	3VA6115-8JQ31-0AA0	—
ETU820 LI LCD with Metering					
40	3VA6140-5KL31-0AA0	3VA6140-6KL31-0AA0	3VA6140-7KL31-0AA0	3VA6140-8KL31-0AA0	—
100	3VA6110-5KL31-0AA0	3VA6110-6KL31-0AA0	3VA6110-7KL31-0AA0	3VA6110-8KL31-0AA0	—
150	3VA6115-5KL31-0AA0	3VA6115-6KL31-0AA0	3VA6115-7KL31-0AA0	3VA6115-8KL31-0AA0	—
ETU830 LIG with LCD and Metering					
40	3VA6140-5KM31-0AA0	3VA6140-6KM31-0AA0	3VA6140-7KM31-0AA0	3VA6140-8KM31-0AA0	—
100	3VA6110-5KM31-0AA0	3VA6110-6KM31-0AA0	3VA6110-7KM31-0AA0	3VA6110-8KM31-0AA0	—
150	3VA6115-5KM31-0AA0	3VA6115-6KM31-0AA0	3VA6115-7KM31-0AA0	3VA6115-8KM31-0AA0	—
ETU850 LSI with LCD and Metering					
40	3VA6140-5KP31-0AA0	3VA6140-6KP31-0AA0	3VA6140-7KP31-0AA0	3VA6140-8KP31-0AA0	—
100	3VA6110-5KP31-0AA0	3VA6110-6KP31-0AA0	3VA6110-7KP31-0AA0	3VA6110-8KP31-0AA0	—
150	3VA6115-5KP31-0AA0	3VA6115-6KP31-0AA0	3VA6115-7KP31-0AA0	3VA6115-8KP31-0AA0	—
ETU856 LSI(G Alarm) with LCD and Metering					
40	3VA6140-5KT31-0AA0	3VA6140-6KT31-0AA0	3VA6140-7KT31-0AA0	3VA6140-8KT31-0AA0	—
60	—	—	—	—	3VA6160-0KT31-0AA0
100	3VA6110-5KT31-0AA0	3VA6110-6KT31-0AA0	3VA6110-7KT31-0AA0	3VA6110-8KT31-0AA0	3VA6110-0KT31-0AA0
150	3VA6115-5KT31-0AA0	3VA6115-6KT31-0AA0	3VA6115-7KT31-0AA0	3VA6115-8KT31-0AA0	3VA6115-0KT31-0AA0
ETU860 LSIG with LCD and Metering					
40	3VA6140-5KQ31-0AA0	3VA6140-6KQ31-0AA0	3VA6140-7KQ31-0AA0	3VA6140-8KQ31-0AA0	—
60	—	—	—	—	3VA6160-0KQ31-0AA0
100	3VA6110-5KQ31-0AA0	3VA6110-6KQ31-0AA0	3VA6110-7KQ31-0AA0	3VA6110-8KQ31-0AA0	3VA6110-0KQ31-0AA0
150	3VA6115-5KQ31-0AA0	3VA6115-6KQ31-0AA0	3VA6115-7KQ31-0AA0	3VA6115-8KQ31-0AA0	3VA6115-0KQ31-0AA0



3VA61
150A 4-Pole

3VA61 150A Frame 4-Pole Electronic Trip Unit

Continuous Ampere	M-Interrupting Class (MDAE)	H-Interrupting Class (HDAE)	C-Interrupting Class (CDAE)	L-Interrupting Class (LDAE)	E-Interrupting Class (EAE)
	Catalog Number	Catalog Number	Catalog Number	Catalog Number	Catalog Number
ETU320 LI with dials					
40	3VA6140-5HL41-0AA0	3VA6140-6HL41-0AA0	3VA6140-7HL41-0AA0	3VA6140-8HL41-0AA0	—
60	—	—	—	—	3VA6160-0HL41-0AA0
100	3VA6110-5HL41-0AA0	3VA6110-6HL41-0AA0	3VA6110-7HL41-0AA0	3VA6110-8HL41-0AA0	3VA6110-0HL41-0AA0
150	3VA6115-5HL41-0AA0	3VA6115-6HL41-0AA0	3VA6115-7HL41-0AA0	3VA6115-8HL41-0AA0	3VA6115-0HL41-0AA0
ETU330 LIG with dials					
40	3VA6140-5HM41-0AA0	3VA6140-6HM41-0AA0	3VA6140-7HM41-0AA0	3VA6140-8HM41-0AA0	—
60	—	—	—	—	3VA6160-0HM41-0AA0
100	3VA6110-5HM41-0AA0	3VA6110-6HM41-0AA0	3VA6110-7HM41-0AA0	3VA6110-8HM41-0AA0	3VA6110-0HM41-0AA0
150	3VA6115-5HM41-0AA0	3VA6115-6HM41-0AA0	3VA6115-7HM41-0AA0	3VA6115-8HM41-0AA0	3VA6115-0HM41-0AA0
ETU350 LSI with dials – fixed instantaneous					
40	3VA6140-5HN41-0AA0	3VA6140-6HN41-0AA0	3VA6140-7HN41-0AA0	3VA6140-8HN41-0AA0	—
60	—	—	—	—	3VA6160-0HN41-0AA0
100	3VA6110-5HN41-0AA0	3VA6110-6HN41-0AA0	3VA6110-7HN41-0AA0	3VA6110-8HN41-0AA0	3VA6110-0HN41-0AA0
150	3VA6115-5HN41-0AA0	3VA6115-6HN41-0AA0	3VA6115-7HN41-0AA0	3VA6115-8HN41-0AA0	3VA6115-0HN41-0AA0
ETU550 LSI with LCD					
40	3VA6140-5JP41-0AA0	3VA6140-6JP41-0AA0	3VA6140-7JP41-0AA0	3VA6140-8JP41-0AA0	—
100	3VA6110-5JP41-0AA0	3VA6110-6JP41-0AA0	3VA6110-7JP41-0AA0	3VA6110-8JP41-0AA0	—
150	3VA6115-5JP41-0AA0	3VA6115-6JP41-0AA0	3VA6115-7JP41-0AA0	3VA6115-8JP41-0AA0	—
ETU556 LSI(G Alarm) with LCD					
40	3VA6140-5JT41-0AA0	3VA6140-6JT41-0AA0	3VA6140-7JT41-0AA0	3VA6140-8JT41-0AA0	—
100	3VA6110-5JT41-0AA0	3VA6110-6JT41-0AA0	3VA6110-7JT41-0AA0	3VA6110-8JT41-0AA0	—
150	3VA6115-5JT41-0AA0	3VA6115-6JT41-0AA0	3VA6115-7JT41-0AA0	3VA6115-8JT41-0AA0	—
ETU560 LSI(G) with LCD					
40	3VA6140-5JQ41-0AA0	3VA6140-6JQ41-0AA0	3VA6140-7JQ41-0AA0	3VA6140-8JQ41-0AA0	—
100	3VA6110-5JQ41-0AA0	3VA6110-6JQ41-0AA0	3VA6110-7JQ41-0AA0	3VA6110-8JQ41-0AA0	—
150	3VA6115-5JQ41-0AA0	3VA6115-6JQ41-0AA0	3VA6115-7JQ41-0AA0	3VA6115-8JQ41-0AA0	—
ETU820 LI LCD with Metering					
40	3VA6140-5KL41-0AA0	3VA6140-6KL41-0AA0	3VA6140-7KL41-0AA0	3VA6140-8KL41-0AA0	—
100	3VA6110-5KL41-0AA0	3VA6110-6KL41-0AA0	3VA6110-7KL41-0AA0	3VA6110-8KL41-0AA0	—
150	3VA6115-5KL41-0AA0	3VA6115-6KL41-0AA0	3VA6115-7KL41-0AA0	3VA6115-8KL41-0AA0	—
ETU830 LIG with LCD and Metering					
40	3VA6140-5KM41-0AA0	3VA6140-6KM41-0AA0	3VA6140-7KM41-0AA0	3VA6140-8KM41-0AA0	—
100	3VA6110-5KM41-0AA0	3VA6110-6KM41-0AA0	3VA6110-7KM41-0AA0	3VA6110-8KM41-0AA0	—
150	3VA6115-5KM41-0AA0	3VA6115-6KM41-0AA0	3VA6115-7KM41-0AA0	3VA6115-8KM41-0AA0	—
ETU850 LSI with LCD and Metering					
40	3VA6140-5KP41-0AA0	3VA6140-6KP41-0AA0	3VA6140-7KP41-0AA0	3VA6140-8KP41-0AA0	—
100	3VA6110-5KP41-0AA0	3VA6110-6KP41-0AA0	3VA6110-7KP41-0AA0	3VA6110-8KP41-0AA0	—
150	3VA6115-5KP41-0AA0	3VA6115-6KP41-0AA0	3VA6115-7KP41-0AA0	3VA6115-8KP41-0AA0	—
ETU856 LSI(G Alarm) with LCD and Metering					
40	3VA6140-5KT41-0AA0	3VA6140-6KT41-0AA0	3VA6140-7KT41-0AA0	3VA6140-8KT41-0AA0	—
60	—	—	—	—	3VA6160-0KT41-0AA0
100	3VA6110-5KT41-0AA0	3VA6110-6KT41-0AA0	3VA6110-7KT41-0AA0	3VA6110-8KT41-0AA0	3VA6110-0KT41-0AA0
150	3VA6115-5KT41-0AA0	3VA6115-6KT41-0AA0	3VA6115-7KT41-0AA0	3VA6115-8KT41-0AA0	3VA6115-0KT41-0AA0
ETU860 LSI(G) with LCD and Metering					
40	3VA6140-5KQ41-0AA0	3VA6140-6KQ41-0AA0	3VA6140-7KQ41-0AA0	3VA6140-8KQ41-0AA0	—
60	—	—	—	—	3VA6160-0KQ41-0AA0
100	3VA6110-5KQ41-0AA0	3VA6110-6KQ41-0AA0	3VA6110-7KQ41-0AA0	3VA6110-8KQ41-0AA0	3VA6110-0KQ41-0AA0
150	3VA6115-5KQ41-0AA0	3VA6115-6KQ41-0AA0	3VA6115-7KQ41-0AA0	3VA6115-8KQ41-0AA0	3VA6115-0KQ41-0AA0

Notes

Legal Manufacturer

Siemens Industry, Inc.
3617 Parkway Lane
Peachtree Corners, GA 30092
United States of America

Siemens Technical Support: 1-800-333-7421
usa.siemens.com/3VA

Order No. CBDS-VA61E-0925

This document contains a general description of available technical options only, and its effectiveness will be subject to specific variables including field conditions and project parameters. Siemens does not make representations, warranties, or assurances as to the accuracy or completeness of the content contained herein. Siemens reserves the right to modify the technology and product specifications in its sole discretion without advance notice.