



circuit breaker 3VA6 UL frame 250 breaking capacity class E 200 kA @ 480 V 3-pole, line protection ETU320, LI, In=250A overload protection Ir=100A ... 250A short circuit protection li=1,5...10 x In w/o connection

Model	
product brand name	SENTRON
product designation	Molded-case circuit breaker
product designation / according to UL file	EFAE
Product version	System protection
design of the load switch / acc. to UL 489 / Heating, Air Conditioning, and Refrigeration circuit breaker (HACR Type)	Yes
design of the overcurrent release	ETU320
protection function of the overcurrent release	LI
number of poles	3
General technical data	
Tension assignée d'isolement Ui	800 V
power loss [W] / maximum	42 W
Active power loss / for rated value of the current / at AC / in hot operating state / per pole	14 W
mechanical service life (operating cycles) / typical	20 000
Electrical endurance (switching cycles) / at AC-1 / at 380/415 V 50/60 Hz	6 000
Electrical endurance (switching cycles) / at AC-1 / at 690 V 50/60 Hz	3 000
electrical endurance (switching cycles) / at 480 V	6 000
electrical endurance (switching cycles) / at 600 V	7 500
Neutral conductors / upgradeable/retrofitable	No
ground-fault monitoring version	Without
product function	
• communication function	No
• other measurement function	No
Current	
marking / acc. to UL 489 / 100%-rated breaker	No
operational current	
• at 55 °C	250 A
• at 60 °C	250 A
• at 65 °C	250 A
• at 70 °C	250 A
Switching capacity according to IEC 60947	
breaking capacity maximum short-circuit current (Icu)	
• at 415 V	200 kA
• at 690 V	3 kA

breaking capacity operating short-circuit current (Ics)				
• at 415 V		150 kA		
• at 690 V		3 kA		
short-circuit current making capacity (Icm)				
• at 415 V		440 kA		
• at 690 V		4.5 kA		
Switching capacity according to UL 489				
breaking capacity current				
• at 480 V		200 kA		
• at 600 V		100 kA		
Adjustable parameters				
Adjustable response value current / li min.		375 A		
Adjustable response value current / li max.		2 500 A		
Ground fault protection / tripping switchable / I2t=ON/OFF		No		
Mechanical Design				
height [in]		7.8 in		
Height		198 mm		
width [in]		4.1 in		
Width		105 mm		
depth [in]		3.4 in		
depth		86 mm		
Connections				
arrangement of electrical connectors / for main current circuit		Without connection		
type of electrical connection / for main current circuit		Without		
Auxiliary circuit				
number of CO contacts / for auxiliary contacts		0		
Accessories				
product extension / optional / motor drive		Yes		
Environmental conditions				
protection class IP / on the front		IP40		
ambient temperature				
• during operation / minimum		-25 °C		
• during operation / maximum		70 °C		
• during storage / minimum		-40 °C		
• during storage / maximum		80 °C		
Certificates				
reference code / acc. to IEC 81346-2		Q		
certificate of suitability / as approval for NAVAL (no combat vessels) / supplement SB		Yes		
General Product Approval	EMC	Declaration of Conformity	Shipping Approval	



[Miscellaneous](#)



other

[Miscellaneous](#)

Further information

Information- and Downloadcenter (Catalogs, Brochures,...)

<http://www.siemens.com/lowvoltage/catalogs>

Industry Mall (Online ordering system)

<https://mall.industry.siemens.com/mall/en/en/Catalog/product?mfb=3VA6225-0HL31-0AA0>

Service&Support (Manuals, Certificates, Characteristics, FAQs,...)

<https://support.industry.siemens.com/cs/ww/en/ps/3VA6225-0HL31-0AA0>

Image database (product images, 2D dimension drawings, 3D models, device circuit diagrams, ...)

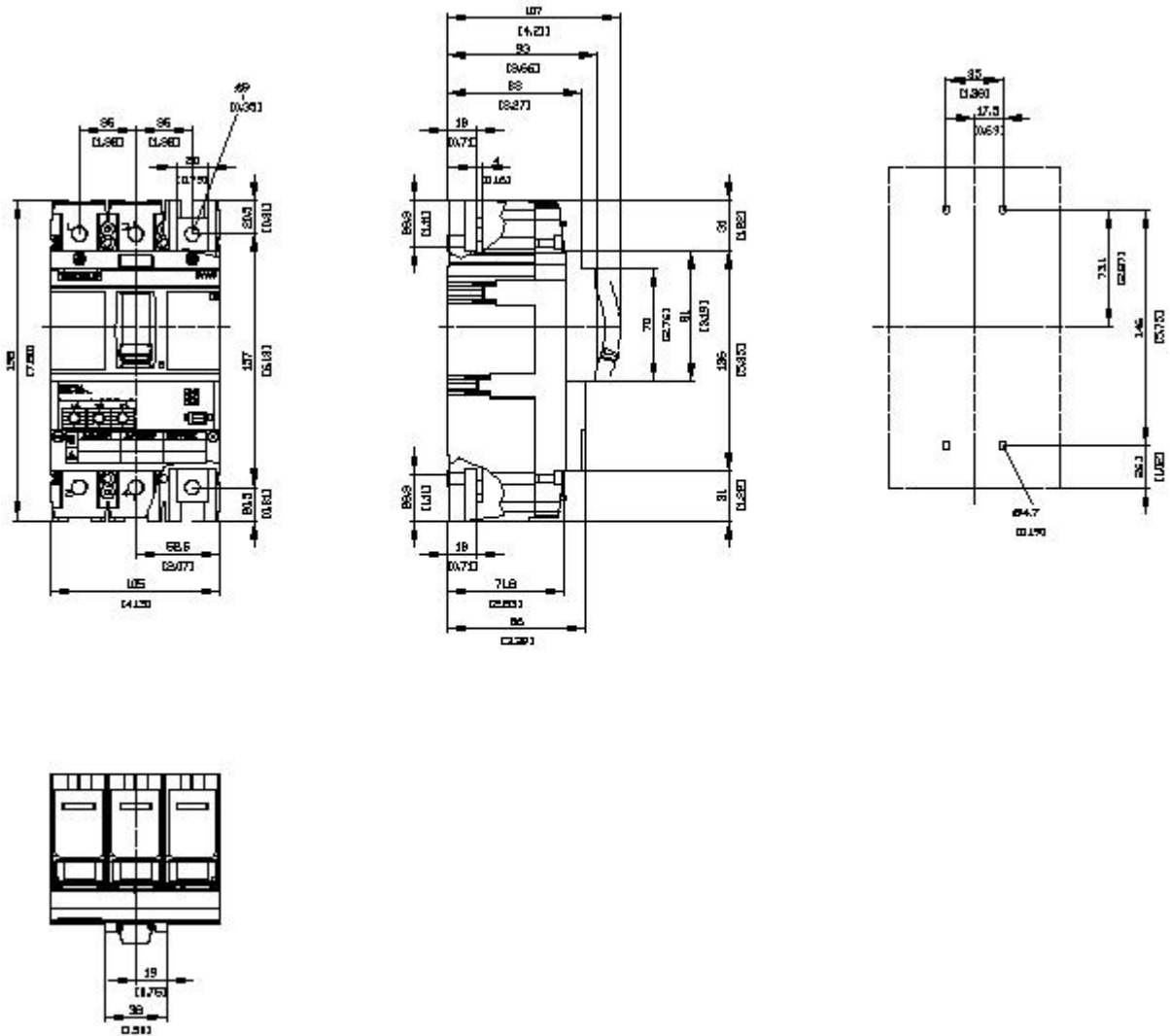
http://www.automation.siemens.com/bilddb/cax_en.aspx?mfb=3VA6225-0HL31-0AA0

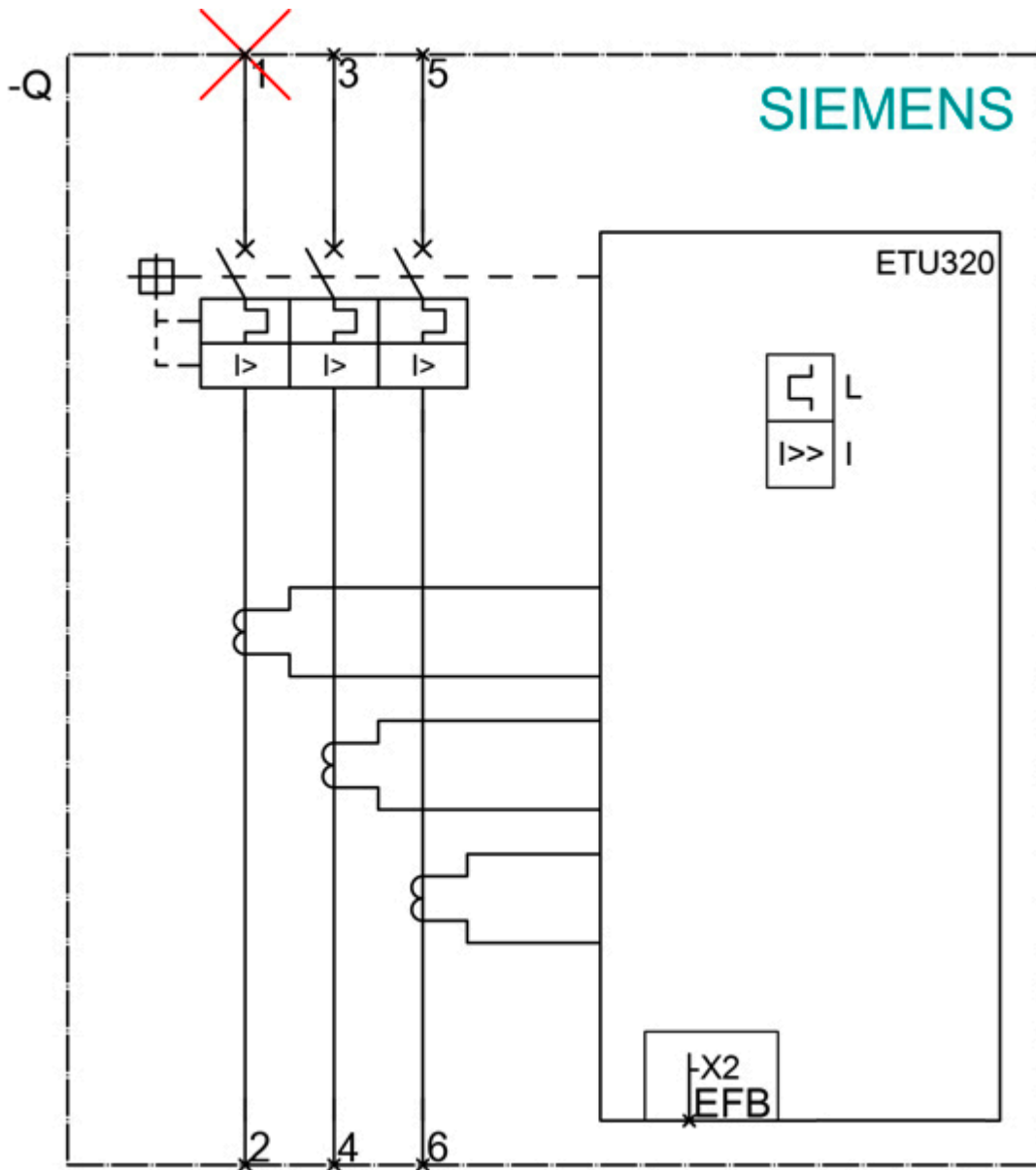
CAX-Online-Generator

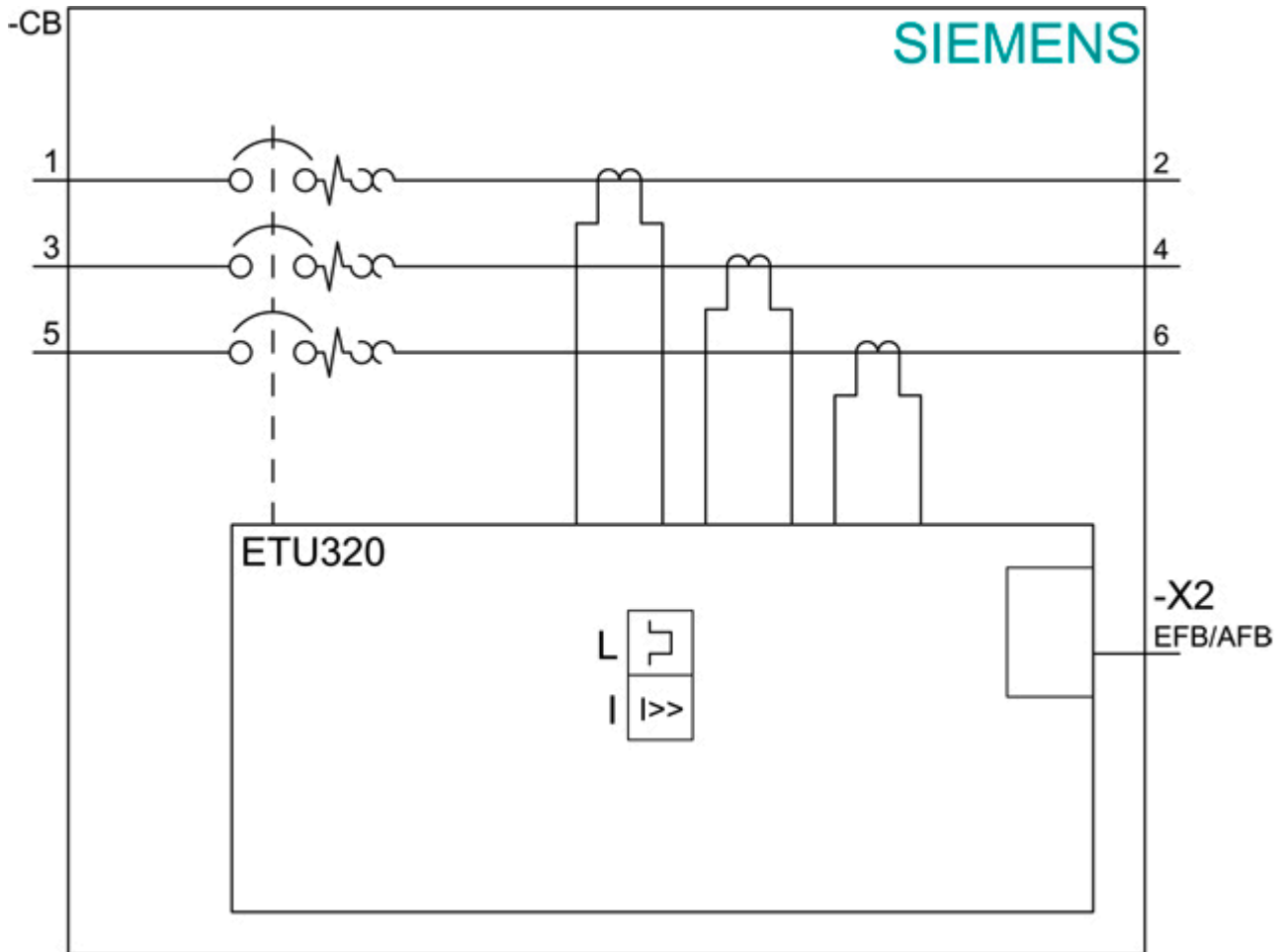
<http://www.siemens.com/cax>

Tender specifications

<http://www.siemens.com/specifications>







last modified:

12/18/2020 